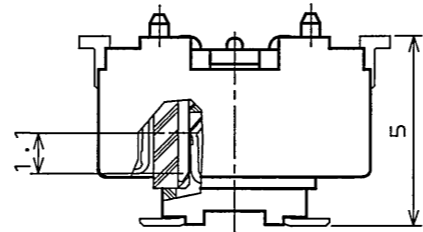
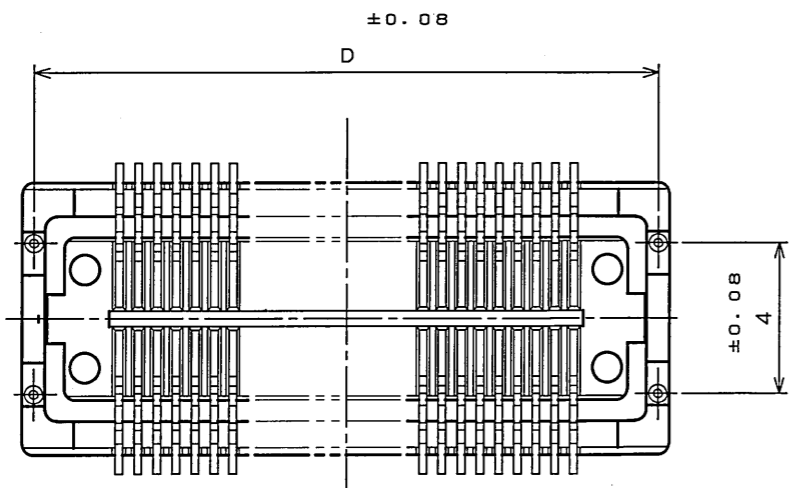
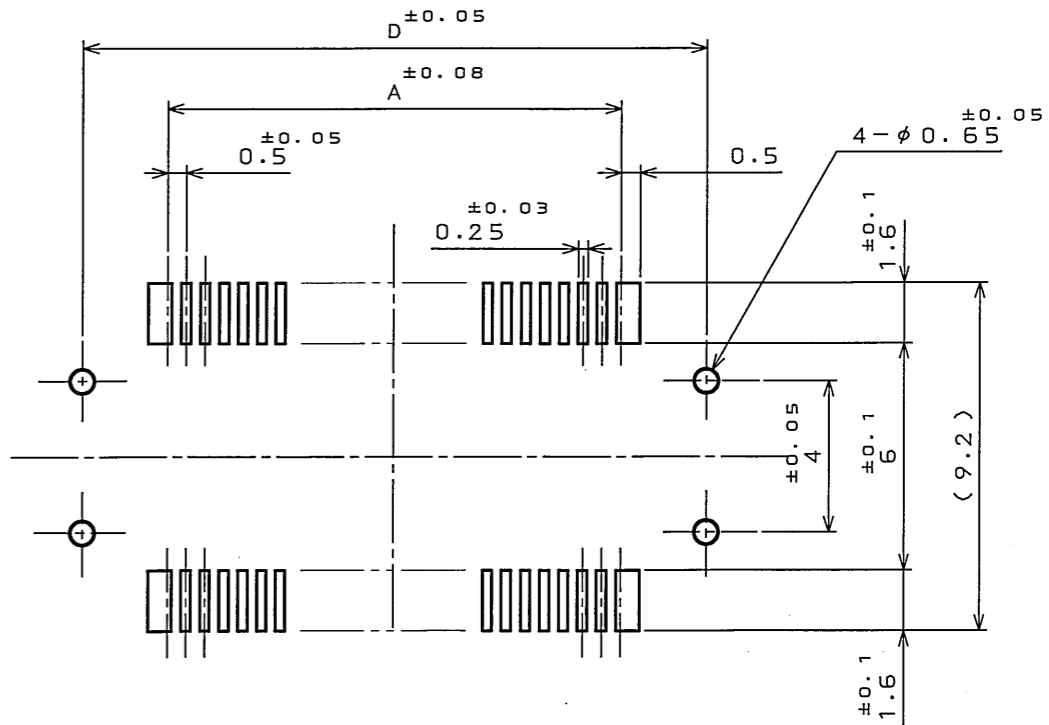


SJ100382
(図面番号(DRAWING NO.))

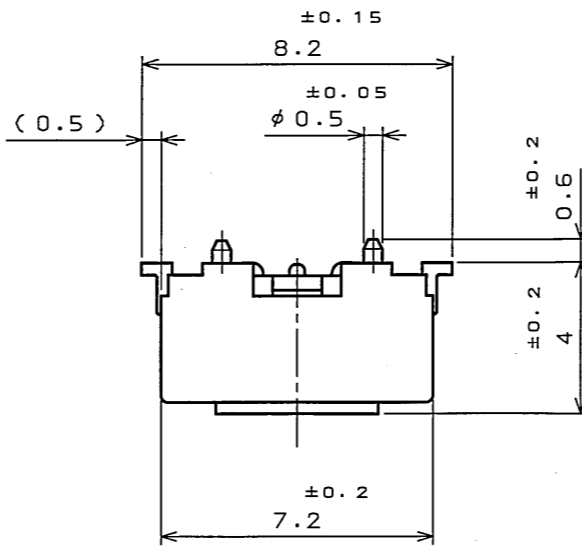
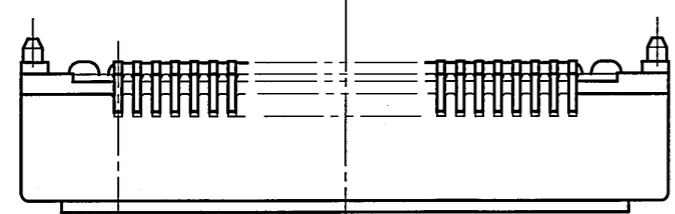
版数 REV.	年月日 DATE	DCN NO.	変更内容 DESCRIPTION	製図 DR.	担当 CHK.	査閲 APPD.	承認 APPD.
2	25.May.2004	055140	DELETED ITEM		T.SHIODA	K.Kawase	S.Kashiwagi



MATED CONDITION (REF.)
(SCALE 5:1)



APPLICABLE P.C.B. DIMENSION (REF.)

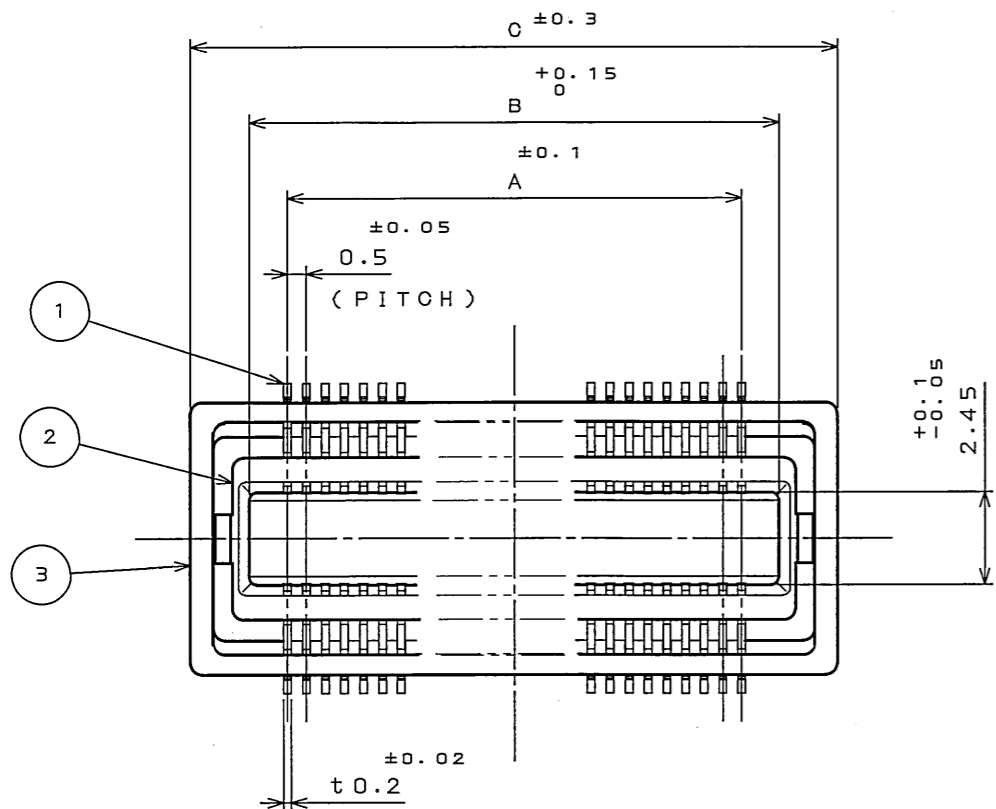


△ TABLE 1

NO. OF CONTACTS	A	B	C	D
60	14.5	16.5	19.6	19.0

NOTE 1. COPLANARITY IS AS PER APPLICABLE SPECIFICATION.

注1. 端子の振れ規定は適用仕様書による。

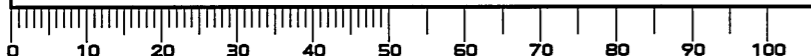


3	BASE INSULATOR	1	SYNTHETIC RESIN		UL94V-0 COLOR:BLACK
2	SLIDE INSULATOR	1	SYNTHETIC RESIN		UL94V-0 COLOR:BLACK
1	CONTACT	TABLE 1	COPPER ALLOY	GOLD PLATING OVER NICKEL	CONTACT AREA:GOLD(0.1μmIN) TERMINAL AREA:GOLD FLASH OVER NICKEL

仕様書(SPECIFICATION) JACS-1456-*	第1版(ORIGINAL DATE) 4.Dec.2003	尺度(SCALE) 5:1	シリーズ(SERIES) WR-F	日本航空電子工業株式会社 JAPAN AVIATION ELECTRONICS INDUSTRY, LTD.
製図 DR.	S.MIURA	名称(TITLE) WR-F*PB -VF50-N1		
一般公差(GENERAL TOLERANCE)	担当 CHK. T.SHIODA			
寸法(DIMENSION)	査閲 APPD. K.KAWASE			
角度(ANGLES)	承認 APPD. S.KASHIWAQI			図面番号(DRAWING NO.) SJ100382
. ±0.8	×° ±			重量(WEIGHT)
.X ±0.4	××° ±			
.XX ±0.1				
.XXX ±				

LEAD FREE この製品は鉛フリー品です

DOF-0-212E(03.08)



SIZE A3

版数 (REV.)
2