

Shock-Safe Fuseholder, 5 x 20 / 6.3 x 32 mm, Slotted Cap



Socket with Slotted Cap
Caps must be ordered separately (see accessories)

Socket with Slotted Cap (grey)

Socket with Slotted Cap

Socket with Finger grip Cap

250 VAC · 4 W/10 A (VDE) · 600 VAC/DC · 20 A (UL/CSA)

See below:
[Approvals and Compliances](#)


Description

- Quick-connct or solder terminals

Weblinks

[pdf data sheet](#), [html datasheet](#), [General Product Information](#), [Distributor-Stock-Check](#), [Accessories](#), [Detailed request for product](#), [Microsite](#)

Technical Data

| | | | |
|------------------------------|---|---------------------------------|--|
| Shock-Safe Category | PC2 | Soldering Methods | Iron Soldering Profile |
| Fuse-Link | 5 x 20 / 6.3 x 32 mm | Solderability | 350 °C / 2 - 3 sec acc. to IEC 60068-2-20, Test Ta, method 2 |
| Mounting | Panel mount, Front Side | Resistance to Soldering Heat | 350 °C / 10 sec acc. to IEC 60068-2-20, Test Tb, method 2 |
| Attachment | Fixing Nut | Contact Resistance | ≤ 10 mΩ at 100 mA acc. to IEC 60127-6 |
| Terminal | Solder / Quick-Connect 4.8 x 0.5 mm | Dielectric Strength | > 3 kV > 4 kV between L/N-PE (50Hz: 1 min) |
| Rated Voltage | 250 VAC , 600 VAC/DC | Impulse Withstand Voltage | > 4 kV between L-N > 6 kV between Front Panel and L/N |
| Rated current | 10 A (VDE), 20 A (UL/CSA) | Insulation Resistance | > 10 MΩ between L-N > 100 MΩ between Front Panel and L/N (500 VDC: 1 min) |
| Rated Power Acceptance IEC | 4 W / 10 A @ Ta 23 °C Admissible power acceptance at higher ambient temperature see derating curves | Overvoltage Category | III acc. to IEC 60664-1 |
| Degree of Protection | IP40 | Pollution Degree | 3 acc. to IEC 60664-1 |
| Protection Class | Suitable for appliances with protection class I acc. to IEC 61140 | Admissible Torque on Fixing Nut | max 1.2 Nm |
| Admissible Ambient Air Temp. | -40 °C to 85 °C | Panel Thickness | max 7 mm |
| Climatic Category | 40/085/21 acc. to IEC 60068-1 | | |
| Material: Socket | Thermoplastic, black, UL 94V-0 | | |
| Material: Terminals | Copper alloy, tin-plated | | |
| Unit Weight | 5.5 g / 3.22 g | | |
| Storage Conditions | 0 °C to 60 °C, max. 70% r.h. | | |
| Product Marking |  Type, Rated Voltage, Rated current, Certification marks | | |

Approvals and Compliances



Detailed information on product approvals, code requirements, usage instructions and detailed test conditions can be looked up in [Details about Approvals](#)

SCHURTER products are designed for use in industrial environments. They have approvals from independent testing bodies according to national and international standards. Products with specific characteristics and requirements such as required in the automotive sector according to IATF 16949, medical technology according to ISO 13485 or in the aerospace industry can be offered exclusively with customer-specific, individual agreements by SCHURTER.

Approvals




The approval mark is used by the testing authorities to certify compliance with the safety requirements placed on electronic products.

Approval Reference Type: FEU

| Approval Logo | Certificates | Certification Body | Description |
|---|-------------------------------|--------------------|----------------------------------|
|  | VDE Approvals | VDE | VDE Certificate Number: 40045912 |
|  | UL Approvals | UL | UL File Number: E39328 |



Product standards

Product standards that are referenced

| Organization | Design | Standard | Description |
|--|-----------------------|----------------------|--|
|  | Designed according to | IEC 60127-6 | Miniature fuses. Part 6. Fuse-holders for miniature fuse-links |
|  | Designed according to | UL 4248-1 | Standard for Safety Fuseholders |
|  | Designed according to | CSA C22.2 no. 4248.1 | Fuseholder general requirements |






Application standards

Application standards where the product can be used

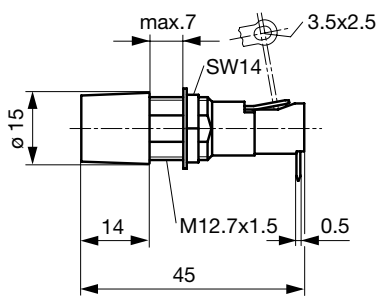
| Organization | Design | Standard | Description |
|--|--------------------------------|----------------|--|
|  | Designed for applications acc. | IEC/UL 62368-1 | IEC 62368-1 includes the basic requirements for safety of audio, video, information technology and office equipment. |
|  | Designed for applications acc. | IEC 60335-1 | Safety of electrical appliances for household and similar purposes. Meets the requirements for appliances in unattended use. This includes the enhanced requirements of glow wire tests acc. to IEC 60695-2-11 or -12 & -13. |

Compliances

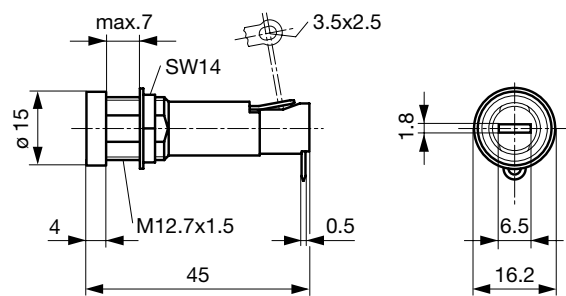
The product complies with following Guide Lines

| Identification | Details | Initiator | Description |
|--|--|-------------|---|
|  | CE declaration of conformity | SCHURTER AG | The CE marking declares that the product complies with the applicable requirements laid down in the harmonisation of Community legislation on its affixing in accordance with EU Regulation 765/2008. |
|  | RoHS | SCHURTER AG | Directive RoHS 2011/65/EU, Amendment (EU) 2015/863 |
|  | China RoHS | SCHURTER AG | The law SJ / T 11363-2006 (China RoHS) has been in force since 1 March 2007. It is similar to the EU directive RoHS. |
|  | REACH | SCHURTER AG | On 1 June 2007, Regulation (EC) No 1907/2006 on the Registration, Evaluation, Authorization and Restriction of Chemicals 1 (abbreviated as "REACH") entered into force. |
|  | White Paper Glow wire test | SCHURTER AG | Meets the requirements of IEC 60335-1 for appliances in unattended use. This includes the enhanced requirements of glow wire tests acc. to IEC 60695-2-11 or -12 & -13. |

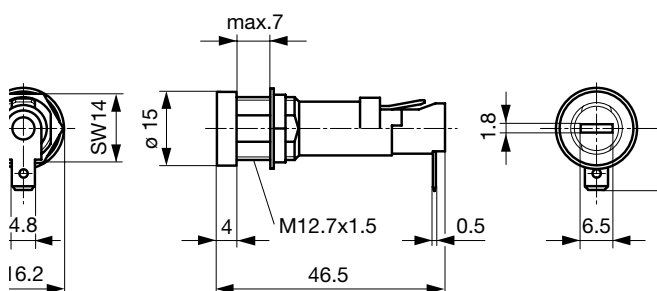
Dimension [mm]



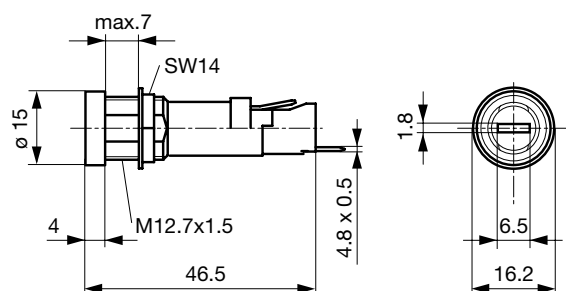
Variant 0031.1653



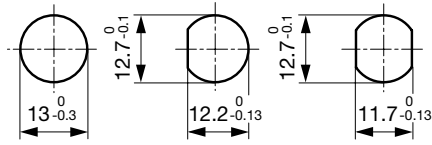
Variant 0031.1673



Variant 0031.1693

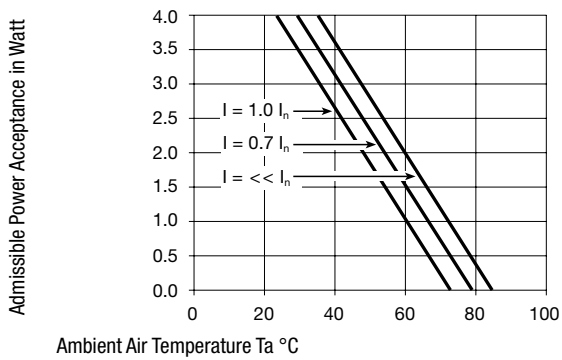


Variant 0031.1694



Mounting holes

Derating Curves



All Variants

| Holder | Cap | Fuse-Link | Terminal | Position End-Terminal | Degree of Protection | Colour Cap | Remark | Order Number |
|--------|-----|---------------------|-------------------------|-----------------------|----------------------|------------|------------------------|--------------|
| ● | - | 5 x 20 / 6.3 x 32mm | Quick-Connect 4.8 x 0.5 | 90° to Fuse Axis | IP40 | - | - | 0031.1693 |
| ● | - | 5 x 20 / 6.3 x 32mm | Quick-Connect 4.8 x 0.5 | Straight to Fuse Axis | IP40 | - | - | 0031.1694 |
| ● | - | 5 x 20 / 6.3 x 32mm | Solder | 90° to Fuse Axis | IP40 | - | - | 0031.1653 |
| ● | - | 5 x 20 / 6.3 x 32mm | Solder | 90° to Fuse Axis | IP40 | - | See details in drawing | 0031.1673 |

Most Popular.

Availability for all products can be searched real-time: <https://www.schurter.com/en/Stock-Check/Stock-Check-SCHURTER>

Packaging Unit

Bulk (100 pcs.)

Required Accessory

Description



Fingergrip FEU, FAU, FAC
 Caps Fingergrip for Holder FEU, FAU, FAC



Caps to FEU, FAU, FAC
 Caps to Holder FEU, FEU (Med), FAU, FAC

Accessories



Nut for fuse holder
 Mounting accessories for fuse holder



Designation plates for fuse holders
 Marking plate for Fuseholders