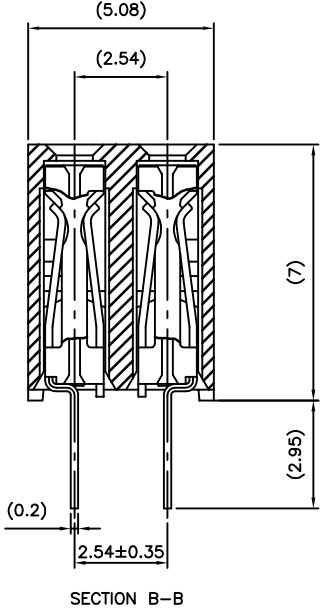
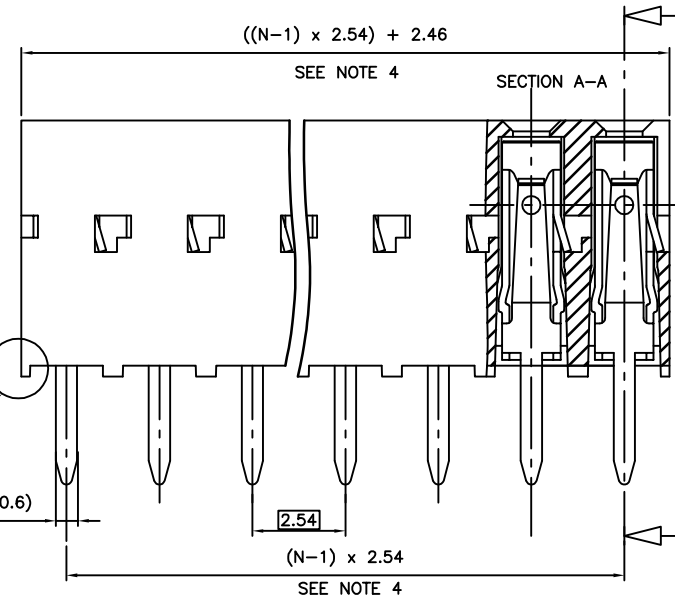
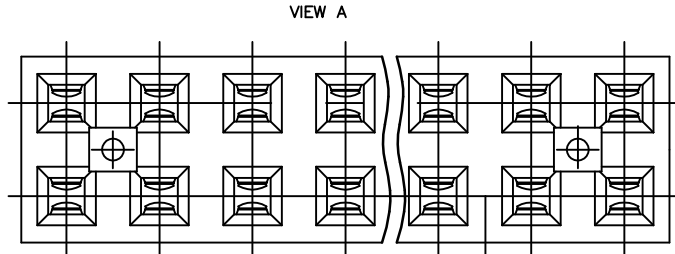
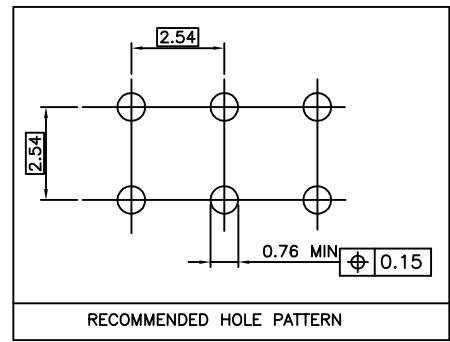


| PRODUCT NUMBER | HOUSING NB OF POS | CONTACT PLACED IN CAVITY (TABLE ACCORDING VIEW A) | | | | | | | | | | | | | | | | | | | | | | | | | | | | | | | | |
|----------------|-------------------|---|---|---|---|---|---|---|---|---|----|----|----|----|----|----|----|----|----|----|----|----|----|----|----|----|----|----|----|----|----|----|----|---|
| | | 1 | 2 | 3 | 4 | 5 | 6 | 7 | 8 | 9 | 10 | 11 | 12 | 13 | 14 | 15 | 16 | 17 | 18 | 19 | 20 | 21 | 22 | 23 | 24 | 25 | 26 | 27 | 28 | 29 | 30 | 31 | 32 | |
| 71966-Y01LF | 2 X 32 | X | X | X | X | | | | | | X | X | X | X | X | X | X | X | X | X | X | X | X | X | X | X | X | X | X | X | X | X | X | X |
| 71966-Y02LF | 2 X 12 | X | X | X | X | X | X | X | X | X | X | X | | | | | | | | | | | | | | | | | | | | | | |
| 71966-Y03LF | 2 X 17 | X | X | X | X | X | X | X | X | X | X | X | | | | | | | | | | | | | | | | | | | | | | |
| 71966-Y04LF | 2 X 17 | X | | X | X | X | X | X | X | X | X | X | X | X | X | X | X | X | X | X | X | X | X | X | X | X | X | X | X | X | X | X | X | X |
| 71966-Y05LF | 2 X 17 | X | X | X | | X | X | X | X | X | X | X | X | X | X | X | X | X | X | X | X | X | X | X | X | X | X | X | X | X | X | X | X | X |
| 71966-Y06LF | 2 X 14 | X | X | X | X | X | | | | | | | | | | | | | | | | | | | | | | | | | | | | |
| 71966-Y07LF | 2 X 18 | X | X | X | X | X | | | | | | | | | | | | | | | | | | | | | | | | | | | | |
| 71966-Y08LF | 2 X 18 | X | X | X | X | X | X | X | X | X | X | X | X | X | X | X | X | X | X | X | X | X | X | X | X | X | X | X | X | X | X | X | X | X |
| 71966-Y09LF | 2 X 19 | X | | X | | X | | X | | X | | X | | X | | X | | X | | X | | X | | X | | X | | X | | X | | X | | X |
| 71966-Y10LF | 2 X 05 | X | X | | X | X | | | | | | | | | | | | | | | | | | | | | | | | | | | | |



RoHS COMPATIBLE, SEE NOTE 5

- NOTES :
- MATERIAL HOUSING: THERMOPLASTIC POLYESTER 30% GLASS FILLED COLOUR BLUE. FLAME RETARDANT PER UL-94 CATEGORY VO.
 - MATERIAL TERMINAL: PHOSPHOR BRONZE EXTRA HARD.
 - PRODUCT PACKAGED IN TUBES
 - TO DETERMINE DIMENSIONS : N = NUMBER OF POSITIONS PER ROW
EXAMPLE : 8 POS N x 2.54 = 20.32mm
 - RoHS COMPATIBLE PRODUCT SPECIFICATIONS
 - PLATING:
 - "LF" MEANS THE PRODUCT IS LEAD-FREE, 2µm MINIMUM MATTE TIN OVER 1.27µm MINIMUM NICKEL UNDERPLATE.
 - MANUFACTURING PROCESS COMPATIBILITY
 - THE HOUSING WILL WITHSTAND EXPOSURE TO 260°C ±5°C SOLDER BATH TEMPERATURE FOR 5 SECONDS IN A WAVE SOLDER APPLICATION WITH A 1.6mm MIN THICK CIRCUIT BOARD.
 - LABELING:
 - MEETS PACKAGING SPECS AS PER GS-14-920
 - LEGAL STATEMENT: SEE GS-47-0004
 - END STAND-OFFS FOR 2x2 UP TO 2X4 POS
NO END STAND-OFFS FOR 2x5 UP TO 2x50 POS

| | | |
|--------------|----------------------------------|-------------|
| 71966-4XXLF | 5µm Sn | Sn |
| 71966-3XXLF | 0.76 µm GOLD | Sn |
| PLATING CODE | CONTACT AREA | SOLDER TAIL |
| | PLATING THICKNESS OVER 1.27µm Ni | |

| | | | | | |
|-------------|----------|----------|------------------|------------|----------------|
| mat'l. code | | surface | tolerance | projection | product family |
| SEE NOTES | | ISO 1302 | ISO 486 ISO 1101 | mm | DX VCC DR |
| ltr | ecn no | ldr | date | angles | linear |
| J | F11-007 | LMU | 11.06.10 | ±0.3 | mm |
| K | F12-001 | APA | 12.02.01 | ±2 | mm |
| L | B-17195 | LMU | 14.03.11 | ±2 | mm |
| M | B17352 | LMU | 14.03.31 | dr | P.NIZZI |
| N | B-19123 | LMU | 14.10.21 | engr | JM.PHAMVAN |
| P | B-19232 | LMU | 14.10.28 | chr | P.NIZZI |
| R | F-24429 | AMA | 16.07.01 | appd | J.M.P |
| sheet | revision | sheet | | | |
| index | | | | | |

file
**TOP ENTRY
SELECTED LOADED**
sheet 1 of 1
size A2
71966
type CUSTOMER Drawing