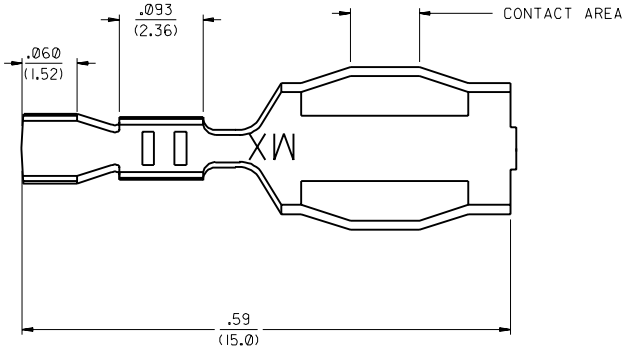

NOTES:

1. FOR ALL OTHER DIMENSIONS SEE SHEET 1.
2. THE -6* GROUP CRIMPS #24 TO #30 AWG WIRE WITH AN INSULATION DIAMETER OF .050/(1.27)

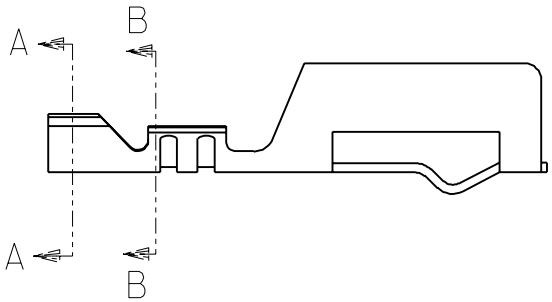

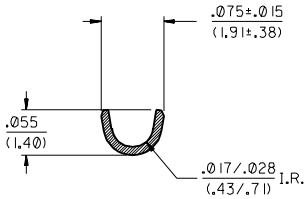

SECTION B-B

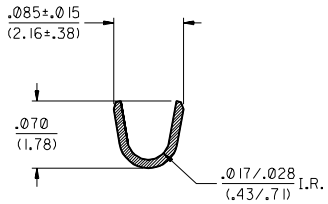

SECTION A-A

PART NO.	ENG. NO.	FORM	PLATING
05-02-0091	1457-6	CHAIN	TIN PER SDES-88
05-02-0092	1457-6L	LOOSE	

LTR.	REVISIONS	LTR.	REVISIONS
			SEE SHEET 1
			SEE SHEET 1
			SEE SHEET 1
			SEE SHEET 1
		S	SEE SHEET 1
		R1	SEE SHEET 1
		R	SEE SHEET 1

DIMENSIONS SHOWN (METRIC) INCH
UNLESS OTHERWISE SPECIFIED TOLERANCES: ANGULAR ± 5°

	INCH	METRIC
3 PLACE	±.010	---
2 PLACE	±.014	±0.25
1 PLACE	---	±0.36

DRAFT WHERE APPLICABLE MUST REMAIN WITHIN DIMENSIONS

DRWG. BY AFG | CHK'D. BY RHR
APP'D. BY GWF | SCALE 4:1

▽ = 0 ▼ = 0 REVISE ONLY ON CAD SYSTEM

TITLE
TERMINAL, COMMONING, CRIMP
(1457-6*)

MOLEX INCORPORATED
LISLE, ILL. 60532 U.S.A.

SHEET NO. 3 | DATE 02/11/91

PART NO. SEE CHART | DRWG. NO. SD-1457-*

FILE NAME SD1457X3

THIS DRAWING CONTAINS INFORMATION THAT IS PROPRIETARY TO MOLEX INC. AND SHOULD NOT BE USED WITHOUT WRITTEN PERMISSION.

DIV. CP | SIZE C