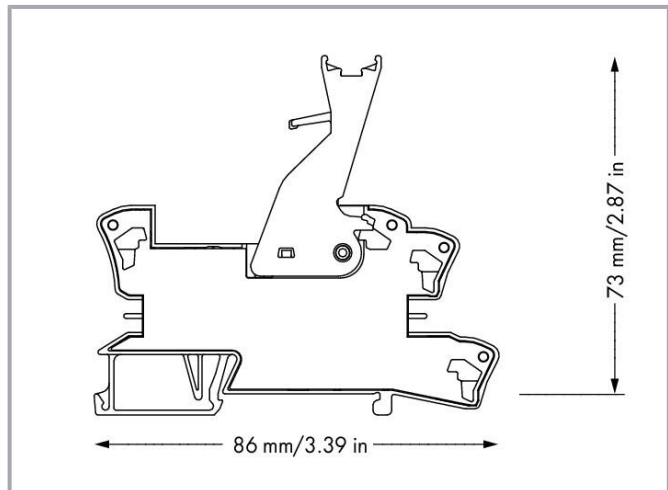
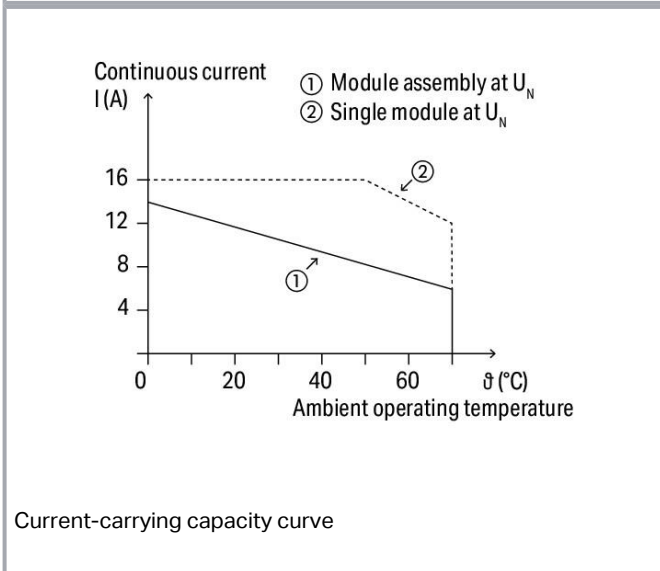


i Picture differs from the item.



Subject to changes. Please also observe the further product documentation!



Data Notes

Note	The specified technical data are maximum values. They may be limited by the accessories used.
------	---

Technical data

Control Circuit

Nominal input voltage U_N	AC/DC 230 V
Input voltage range	AC/DC 0 ... 250 V
Nominal frequency range	50 ... 60 Hz

Load circuit

Number of changeover/switchover contacts	1
Limiting continuous current	16 A
Switching voltage (max.)	AC 300 V
Nominal frequency range	≤60 Hz

Safety and protection

Rated voltage	300 V
Overvoltage category	II
Pollution degree	3
Dielectric strength (control/load circuit) (AC, 1 min)	3.6 kVrms
Dielectric strength (open contact) (AC, 1 min)	1 kVrms
Insulation type (control/load circuit)	Reinforced insulation (safe isolation)
Insulation type (between adjacent devices of the same type)	Basic insulation
Protection type	IP20

Connection data

Connection technology	Push-in CAGE CLAMP®
Solid conductor	0.34 ... 2.5 mm ² / 22 ... 14 AWG
Fine-stranded conductor	0.34 ... 2.5 mm ² / 22 ... 14 AWG
Strip length	9 ... 10 mm / 0.35 ... 0.39 inches

Subject to changes. Please also observe the further product documentation!



Physical data

Width	15 mm / 0.591 inches
Height	86 mm / 3.386 inches
Depth from upper-edge of DIN-rail	73 mm / 2.874 inches

Mechanical data

Mounting type	DIN-35 rail
---------------	-------------

Material Data

Fire load	0.669 MJ
Weight	32 g
Relative temperature index for plastic (RTI acc. to UL)	105 °C

Environmental requirements

Ambient temperature (operation at U_N)	-40 ... +70 °C
Ambient temperature (storage)	-40 ... +80 °C
Processing temperature	-25 ... +50 °C
Temperature range of connection cable	$\geq (T_{\text{ambient}} + 20 \text{ K})$
Relative humidity	5 ... 95 % (no condensation permissible)
Operating altitude (max.)	2000 m

Standards and specifications

Standards/specifications	EN 61010-2-201
--------------------------	----------------

Commercial data

Product Group	6 (INTERFACE ELECTRONIC)
eCl@ss 10.0	27-37-16-03
eCl@ss 9.0	27-37-16-03
ETIM 8.0	EC001456
ETIM 7.0	EC001456
PU (SPU)	15 (1) pcs
Packaging type	box
Country of origin	DE
GTIN	4045454931032
Customs tariff number	85366990990

Subject to changes. Please also observe the further product documentation!



Environmental Product Compliance

RoHS Compliance Status

Compliant, No Exemption

Approvals / Certificates






Declarations of conformity and manufacturer's declarations

Logo	Approval	Additional Approval Text	Certificate name
	EU-Declaration of Conformity WAGO GmbH & Co. KG	-	-
	UK-Declaration of Conformity WAGO GmbH & Co. KG	-	-

Optional accessories

Indicators

Status indication

	Item no.: 788-120 Accessories for relay modules; Operation status indicator: red; Nominal operating voltage: 24 VDC	www.wago.com/788-120
	Item no.: 788-122 Accessories for relay modules; Operation status indicator: red; Nominal operating voltage: 110 VDC	www.wago.com/788-122
	Item no.: 788-123 Accessories for relay modules; Operation status indicator: red; Nominal operating voltage: 24 VAC	www.wago.com/788-123
	Item no.: 788-124 Accessories for relay modules; Operation status indicator: red	www.wago.com/788-124
	Item no.: 788-121 Accessories for relay modules; Operation status indicator: red; Nominal operating voltage range: 48 ... 60 VDC	www.wago.com/788-121

Subject to changes. Please also observe the further product documentation!



Item no.: 788-125

Accessories for relay modules; Operation status indicator: red

www.wago.com/788-125

Jumpers

Jumper



Item no.: 788-116

Jumper; for jumper slot; 6-way; insulated; light gray

www.wago.com/788-116



Item no.: 788-117

Jumper; for jumper slot; 8-way; insulated; light gray

www.wago.com/788-117



Item no.: 788-114

Jumper; for jumper slot; 3-way; insulated; light gray

www.wago.com/788-114



Item no.: 788-113

Jumper; for jumper slot; 2-way; insulated; light gray

www.wago.com/788-113



Item no.: 788-115

Jumper; for jumper slot; 4-way; insulated; light gray

www.wago.com/788-115



Item no.: 859-402

Jumper; for jumper slot; 2-way; insulated; light gray

www.wago.com/859-402



Item no.: 788-118

Jumper; for jumper slot; 2-way; from 1 to 3; insulated; light gray

www.wago.com/788-118

Filter Module

Suppressor module



Item no.: 788-148

Filter module; RC filter element; Nominal voltage: 230 VAC

www.wago.com/788-148

Tool

Operating tool



Item no.: 210-720

Operating tool; Blade: 3.5 x 0.5 mm; with a partially insulated shaft; multicoloured

www.wago.com/210-720

Marking accessories

Marking strip



Item no.: 2009-110

Marking strips; for Smart Printer; on reel; not stretchable; plain; snap-on type; white

www.wago.com/2009-110

Double marker carrier

Subject to changes. Please also observe the further product documentation!

WAGO GmbH & Co. KG

Hansastr. 27

32423 Minden

Phone: +49571 887-0 | Fax: +49571 887-169

Email: info.de@wago.com | Web: www.wago.com

Do you have any questions about our products?

We are always happy to take your call at +49 (571) 887-44222.



Item no.: 209-128
Adaptor; gray

www.wago.com/209-128

Marking devices



Item no.: 210-110
Fiber-tip pen

www.wago.com/210-110

Protective marker cover



Item no.: 209-184
Protection cover; transparent

www.wago.com/209-184

Marker



Item no.: 2009-115
WMB-Inline; for Smart Printer; 1500 pieces on roll; stretchable 5 - 5.2 mm; plain; snap-on type; white

www.wago.com/2009-115



Item no.: 209-183
Marker; white

www.wago.com/209-183



Item no.: 793-501
WMB marking card; as card; not stretchable; plain; snap-on type; white

www.wago.com/793-501



Item no.: 793-502
WMB marking card; as card; MARKED; 1 ... 10 (10x); not stretchable; Horizontal marking; snap-on type; white

www.wago.com/793-502



Item no.: 793-503
WMB marking card; as card; MARKED; 11 ... 20 (10x); not stretchable; Horizontal marking; snap-on type; white

www.wago.com/793-503



Item no.: 793-504
WMB marking card; as card; MARKED; 21 ... 30 (10x); not stretchable; Horizontal marking; snap-on type; white

www.wago.com/793-504



Item no.: 793-505
WMB marking card; as card; MARKED; 31 ... 40 (10x); not stretchable; Horizontal marking; snap-on type; white

www.wago.com/793-505

Group marker carrier



Item no.: 209-145
Group marker carrier; white

www.wago.com/209-145



Item no.: 249-105
Group marker carrier; gray

www.wago.com/249-105

Ferrule

Ferrule





Item no.: 216-241
Ferrule; Sleeve for 0.5 mm² / 20 AWG; insulated; electro-tin plated; electrolytic copper; gastight

www.wago.com/216-241


Subject to changes. Please also observe the further product documentation!

crimped; acc. to DIN 46228, Part 4/09.90; white


	Item no.: 216-242 Ferrule; Sleeve for 0.75 mm ² / 18 AWG; insulated; electro-tin plated; electrolytic copper; gastight crimped; acc. to DIN 46228, Part 4/09.90; gray	www.wago.com/216-242
---	--	--

	Item no.: 216-243 Ferrule; Sleeve for 1 mm ² / AWG 18; insulated; electro-tin plated; electrolytic copper; gastight crimped; acc. to DIN 46228, Part 4/09.90; red	www.wago.com/216-243
---	--	--

	Item no.: 216-244 Ferrule; Sleeve for 1.5 mm ² / AWG 16; insulated; electro-tin plated; electrolytic copper; gastight crimped; acc. to DIN 46228, Part 4/09.90; black	www.wago.com/216-244
---	--	--

	Item no.: 216-542 Twin ferrule; Sleeve for 2 x 1 mm ² / AWG 2 x 18; red, insulated; 12 mm long; red	www.wago.com/216-542
--	--	--

Basic Relay

Basic relay		
	Item no.: 788-931 Basic relay; Nominal input voltage: 24 VDC; 1 changeover contact; Limiting continuous current: 16 A; with manual operation; Module width: 13 mm	www.wago.com/788-931

Downloads

Documentation

Instruction Leaflet

Sockets with Elementary Relay/ SSR	V 1.0.1 2020 Oct 9	pdf 2.3 MB	Download
------------------------------------	-----------------------	---------------	----------

Additional Information

Disposal and Recycling Electrical and electronic equipment, Batteries, Packaging	V 1.1.0 2022 Aug 18	pdf 2.2 MB	Download
---	------------------------	---------------	----------

CAD/CAE-Data

CAD data

2D/3D Models 788-108	URL	Download
----------------------	-----	----------

Environmental Product Compliance

Compliance Search

Environmental Product Compliance 788-108	URL	Download
--	-----	----------

Subject to changes. Please also observe the further product documentation!



Relay socket; 1 changeover contact; with manual operation; for 25 mm basic relays

Installation Notes

Subject to changes. Please also observe the further product documentation!

WAGO GmbH & Co. KG
Hansastr. 27
32423 Minden
Phone: +49571 887-0 | Fax: +49571 887-169
Email: info.de@wago.com | Web: www.wago.com

Do you have any questions about our products?
We are always happy to take your call at +49 (571) 887-44222.