

DETAILS

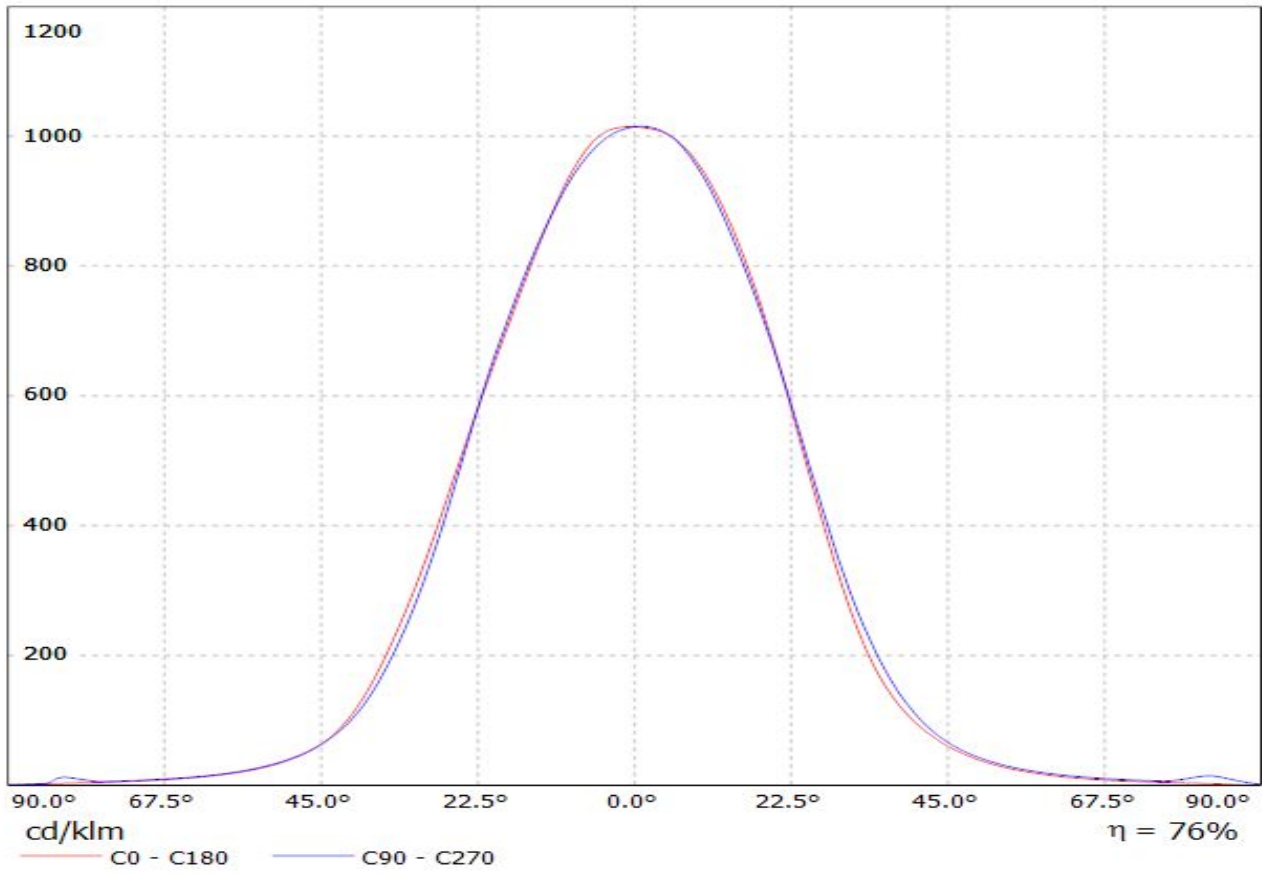
Product Number	CA11176_TINA2-WW
Family	Tina
Type	Assembly
Color	black
Diameter	16,1 mm
Height	11 mm
Style	round
Optic Material	PMMA
Holder Material	
Fastening	tape
Status	production ready
ROHS Compliant	Yes
Date Updated	23/02/2017



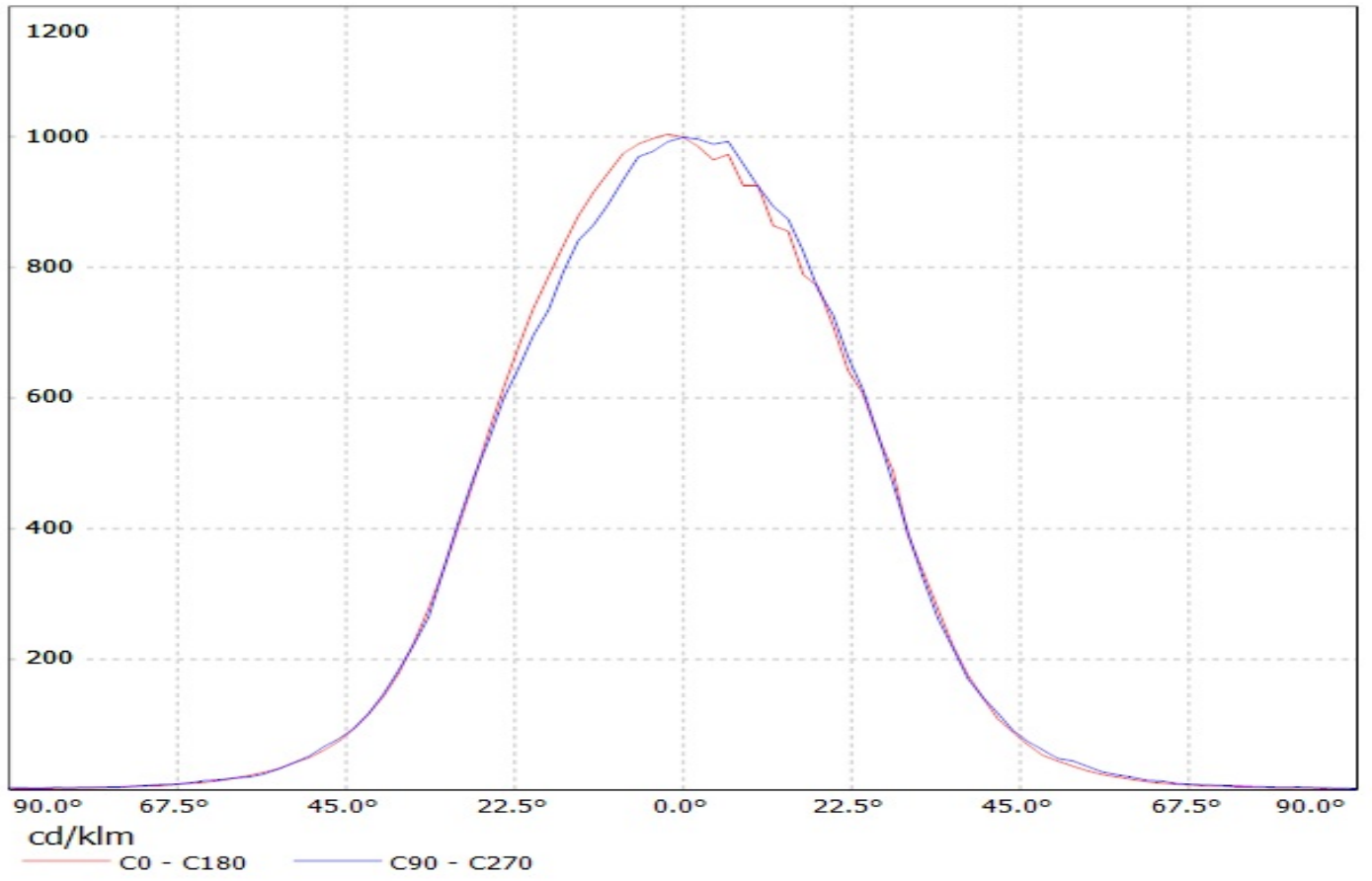
OPTICAL PROPERTIES

LED	Viewing	Light	Effi-		Connector
	Angle	Beam	ciency	cd/lm	
MX-6	56 deg	Very Wide	sim: 90 %	0.920	-
LUXEON 5050	49 deg	Very Wide	76 %	1.000	-
NS6x83	60 deg	Very Wide	87 %	0.830	-
NS3x83	60 deg	Very Wide	87 %	0.840	-
OLP-x5050F6L	55 deg	Very Wide	86 %	1.000	-

Luminaire: LEDiL Oy CA11176_TINA2-WW_(Luxeon_5050)
Lamps: 1 x Luxeon_5050_318.829lm@80mA_CCT=5700K_P=1.82525W_I=0.08A

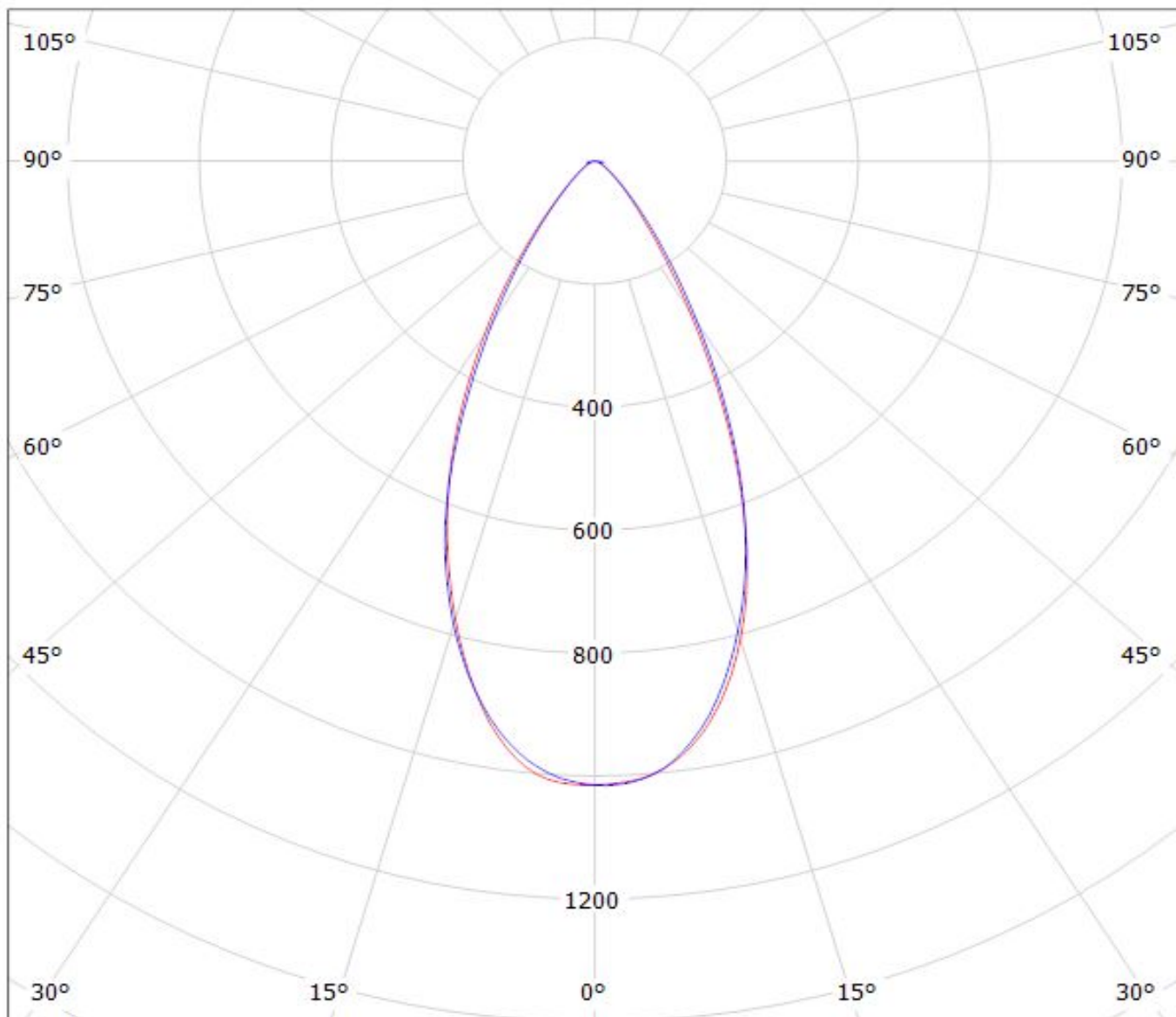


Luminaire: Ledil Oy CA11176_TINA2-WW (Optogan 80lm @ 250mA) Efficiency=86%
Lamps: 1 x Optogan 80lm @ 250mA



Luminaire: LEDiL Oy CA11176_TINA2-WW_(Luxeon_5050)

Lamps: 1 x Luxeon_5050_318.829lm@80mA_CCT=5700K_P=1.82525W_I=0.08A



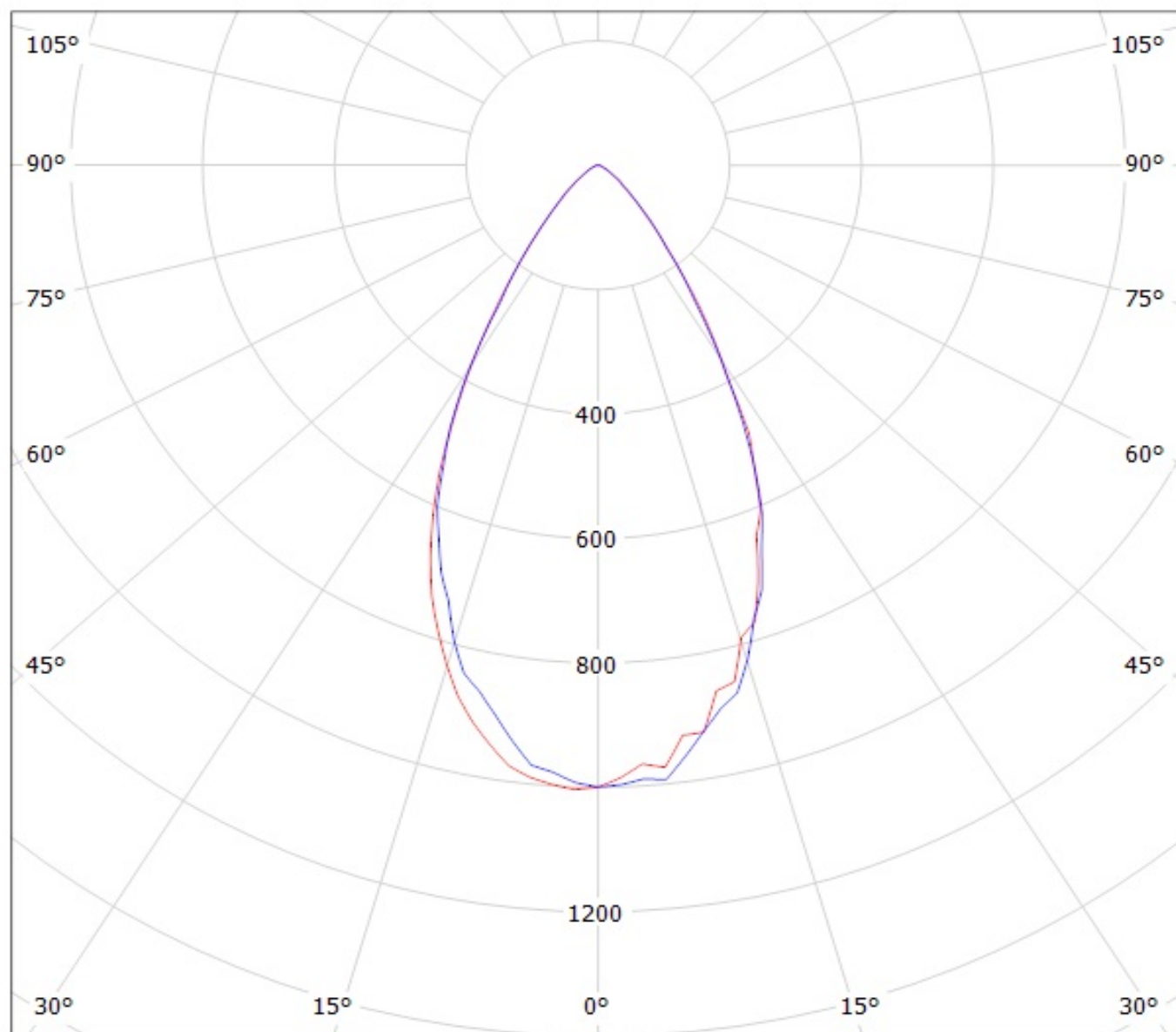
cd/klm

— C0 - C180

— C90 - C270

$\eta = 76\%$

Luminaire: Ledil Oy CA11176_TINA2-WW (Optogan 80lm @ 250mA) Efficiency=86%
Lamps: 1 x Optogan 80lm @ 250mA



cd/klm

— C0 - C180 — C90 - C270

NOTE: The typical divergence will be changed by different color, chip size and chip position tolerance. The typical total divergence is the full angle measured where the luminous intensity is half of the peak value.