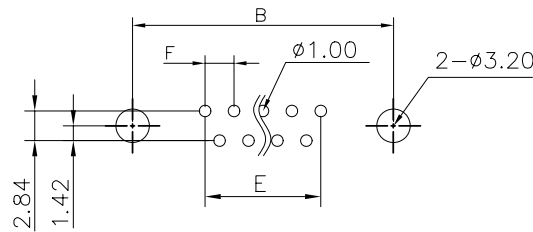
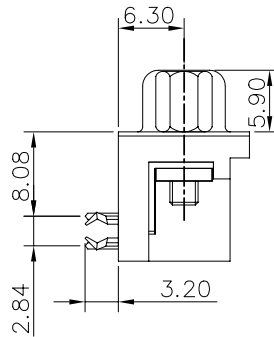
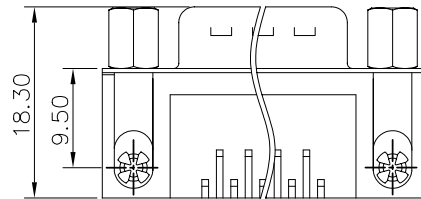
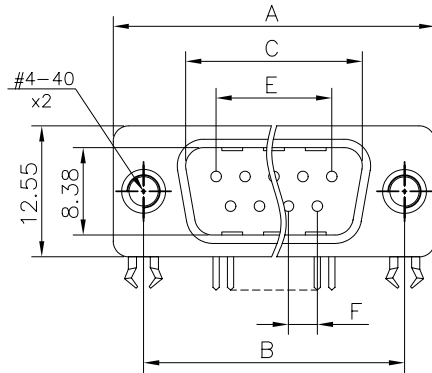


This document is the property of Amphenol Corporation and is delivered on the express condition that it is not to be disclosed, reproduced or used, in whole or in part, for manufacture or sale by anyone other than Amphenol Corporation without its prior consent, & that no right is granted to disclose or to use any information in this document.

Customer drawing



RECOMMENDED P.C.B LAYOUT  
(TOLERANCE +/-0.03)

| Nb OF CONTACTS | Dimension |       |       |       |      |
|----------------|-----------|-------|-------|-------|------|
|                | A         | B     | C     | E     | F    |
| 9              | 30.81     | 24.99 | 16.92 | 10.96 | 2.74 |
| 15             | 39.14     | 33.32 | 25.25 | 19.18 | 2.74 |
| 25             | 53.04     | 47.04 | 38.96 | 33.24 | 2.77 |
| 37             | 69.32     | 63.50 | 55.42 | 49.86 | 2.77 |

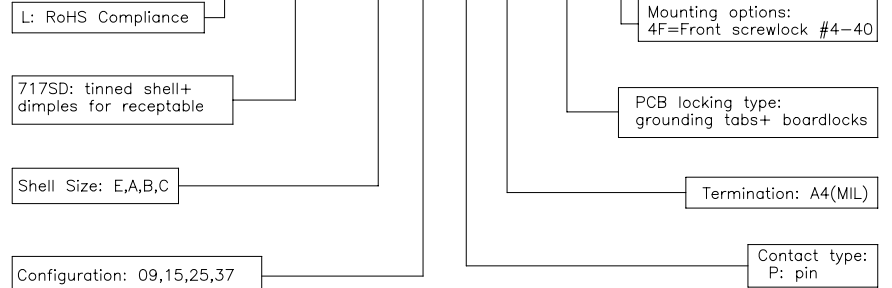
| REVISIONS |     |             |          |          |
|-----------|-----|-------------|----------|----------|
| SYM       | ECN | DESCRIPTION | DATE     | APPROVED |
| 1         |     |             | 03/13/09 |          |

D-SUB TECHNICAL DATA

SHELL : Steel 100u"min tin over 50u" min nickel  
 BODY : Glass filled thermoplastic.  
 Flame retardant to UL94 V-0color Black  
 CONTACTS : Brass  
 Gold flash over 30u" min nickel on mating area.  
 100u" min tin over 50u" min nickel on solder area  
 SCREWLOCK: Brass. 50u" min nickel  
 BOARDLOCK: Brass. 50u" min nickel  
 ELECTRICAL: Voltage rating : 250 V Rms to 50 Hz  
 Current rating : 5A  
 Withstanding Voltage >1000 V Rms to 50 Hz for one minute  
 Insulation resistance >5000 M Ohms  
 Contact resistance 20 mOhms max.  
 CLIMATIC : Temperature range -55 °C up to 125°C  
 MARKING : Amphenol...(Series No.)  
 Commercial reference  
 Manufacturing date

PRODUCT CODE

**L 717SD X XX P A4 CH 4F**



| UNLESS OTHERWISE SPECIFIED TOLERANCES |        | APPROVAL            | DATE          |
|---------------------------------------|--------|---------------------|---------------|
| U.S. METRIC                           |        | DRAWN               | Christina.cus |
| .X +/-                                | 0.50   | CHECKED             | Lik.wang      |
| .XX +/-                               | 0.30   | CHECKED             | 03/13/09      |
| .XXX +/-                              | 0.20   | CHECKED             |               |
| FRACTIONS +/-                         |        |                     |               |
| ANGLES +/-                            | 5°     |                     |               |
| FOR MATERIALS AND FINISHES SEE NOTES  |        | DRAWING FILE :      |               |
| REMOVE SHARP EDGES                    |        | ANGLE OF PROJECTION |               |
| DIMENSIONS                            |        |                     |               |
| U.S.                                  | INCHES |                     |               |
| METRIC                                | MM     |                     |               |

Amphenol®

TITLE  
Stamped and Formed contacts, SD series

| SIZE  | DRAWING NO.         | REV.         |
|-------|---------------------|--------------|
| A4    | C L717SDXXXXPA4CH4F | 1            |
| SCALE | NONE                | SHEET 1 OF 1 |