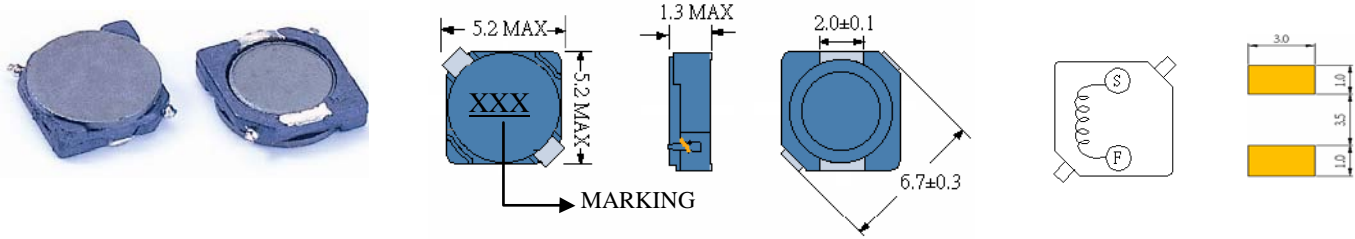


# SC511MF

## SMD POWER INDUCTORS



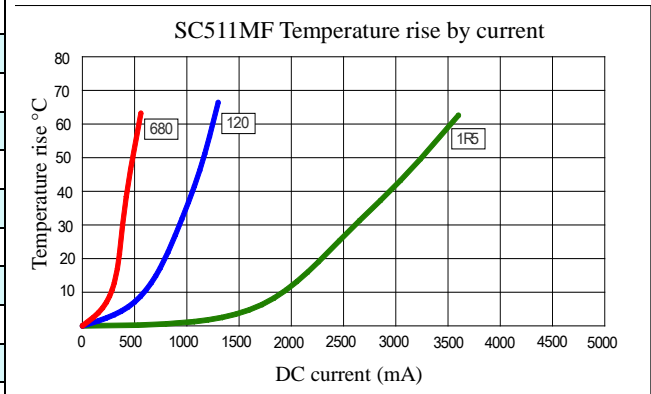
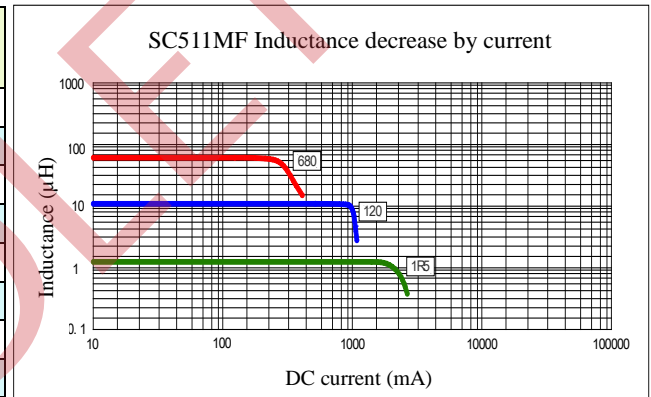
### • Features

1. Magnetically shielded construction – Low EMI
2. Excellent Power Density
3. Engineered to Provide High Efficiency

## ELECTRICAL CHARACTERISTICS



Part Number	Inductance (uH) (1)	Test Frequency	DC Resistance (Ω MAX) (2)	Saturation Current (A) (3)	Temperature Current (A) (4)
SC511MF-1R5	1.5	100KHZ	70m	1.60	2.50
SC511MF-2R2	2.2	100KHZ	112m	1.38	2.20
SC511MF-3R3	3.3	100KHZ	120m	1.09	1.80
SC511MF-4R7	4.7	100KHZ	140m	0.90	1.51
SC511MF-5R6	5.6	100KHZ	145m	0.83	1.25
SC511MF-6R8	6.8	100KHZ	175m	0.71	1.15
SC511MF-8R6	8.6	100KHZ	215m	0.63	1.00
SC511MF-100	10	100KHZ	238m	0.59	0.96
SC511MF-120	12	100KHZ	300m	0.56	0.92
SC511MF-150	15	100KHZ	340m	0.50	0.86
SC511MF-180	18	100KHZ	420m	0.42	0.80
SC511MF-220	22	100KHZ	475m	0.40	0.76
SC511MF-270	27	100KHZ	560m	0.32	0.70
SC511MF-330	33	100KHZ	816m	0.30	0.58
SC511MF-390	39	100KHZ	915m	0.25	0.52
SC511MF-470	47	100KHZ	1.16	0.20	0.46
SC511MF-560	56	100KHZ	1.32	0.18	0.42
SC511MF-680	68	100KHZ	1.64	0.15	0.37



- (1). Inductance tolerance  $\pm 20\%$  tested at 0.25V, 0ADC and 25°C.
- (2). DCR measured at 25°C.
- (3). The DC current at which the inductance decreases by 10% from its initial value.
- (4). The DC current that results in a 40°C temperature rise from 25°C ambient.

[Click here for QUANTITY PER REEL & PACKING INFORMATION](#)

Custom versions available upon request.