



ITT

Interconnect Solutions
Cannon, VEAM, BIW

Ensuring over **20 years**
of mission critical communication
between two worlds across
250,000,000 miles



Engineered for life

D Subminiature Selector Guide



| | | | |
|--|---|--|---|
| D- Subminiature |  |  |  |
| Series | D*NM | D*H | MIL-DTL-24308 |
| Wire Gauge Range AWG | AWG 18 - 30 | up to AWG 20 | AWG 18 - 30 |
| Mating Cycles | 500 | 500 | 500 |
| RoHS confirm | Available | No | No |
| Layout | 9, 15, 25, 37, 50, 15, 26, 44, 62, 78, 104 (high density and Combo D) | 9, 15, 25, 37, 50 | 9, 15, 25, 37, 50, 15, 26, 44, 62, 78 (high density) |
| Operating Voltage | 1000 VAC* | 750 VAC* | 1700 VAC* |
| Current Rating (Amps) | 7,5 A max | 7,5 A max | 7,5 A max |
| Contact Resistance | 10 milli Ohm max | 15 milli Ohm max | 10 milli Ohm max |
| Operating Temperature | -55°C/125°C | -55°C/125°C | -50°C/150°C |
| Mil Salt Spray Test Resistance in hours | 48 hours | 48 hours | 48 hours |
| Shell Material | Copper Alloy | Steel | Steel |
| Shell Finish | Gold over Copper (K52) | Electro-deposited tin over cadmium over copper flash | Yellow Chromate over Cadmium or Zinc |
| Insulator | Thermoplastic, PCT UL94V-0 | Compression Glass | Thermoplastic, PCT UL 94V-0 |
| Contact Type | Turned | Turned | Turned |
| Contact Material | Copper Alloy | Steel | Copper Alloy |
| Contact Finish | 1,27 µm gold over copper | Electro-deposited tin over cadmium over copper flash | 1,27 µm gold |
| Page Number | C-9 | J-45 | C-11 |

| | | | |
|--|---|--|---|
| D- Subminiature |  |  |  |
| Series | D*MAM | D*MM | D*D |
| Wire Gauge Range AWG | AWG 18 - 30 | AWG 18-30 | AWG 20 - 24 |
| Mating Cycles | 500 | 500 | 500 |
| RoHS confirm | No | No | No |
| Layout | 9, 15, 25, 37, 50, 15, 26, 44, 62, 78 (high density) | 9, 15, 25, 37, 50 | 9, 15, 25, 37, 50 |
| Operating Voltage | 1700 VAC* | 1700 VAC* | 1700 VAC |
| Current Rating (Amps) | 7,5 A max | 7,5 A max | 7,5 A max |
| Contact Resistance | 10 milli Ohm max (Signal Contacts) | 10 milli Ohm max | 10 milli Ohm max |
| Operating Temperature | -50°C/150°C | -50°C/150°C | -50°C/150°C |
| Mil Salt Spray Test Resistance in hours | 48 hours | 48 hours | 48 hours |
| Shell Material | Steel | Steel | Aluminum |
| Shell Finish | RoHS - Tin/Nickel Yellow chromate over cadmium or zinc | RoHS - Tin/Nickel Yellow chromate over cadmium or zinc | Yellow chromate over cadmium or zinc |
| Insulator | Thermoplastic, Type PCT UL 94V-0 | Thermoplastic, PCT UL 94V-0 | Thermoplastic, PCT UL 94V-0 |
| Contact Type | Turned | Turned | Turned |
| Contact Material | Copper Alloy | Copper Alloy | Copper Alloy |
| Contact Finish | 1,27 µm gold | 1,27 µm gold | 1,27 µm gold |
| Page Number | C-11 | C-18 | C-40 |

C
D Sub

D Subminiature Selector Guide

| | | | |
|--|---|--|---|
| D- Subminiature |  |  |  |
| Series | D*M | D*MA | GD* |
| Wire Gauge Range AWG | AWG 18-30 | AWG 18-30 | AWG 18-30 |
| Mating Cycles | 200,500 | 200,500 | 500 |
| RoHS confirm | Available | Available | no |
| Layout | 9, 15, 25, 37, 50 | 9, 15, 25, 37, 50, 15, 26, 44, 62, 78, 104 (high density) | 9, 15, 25, 37, 50, 15, 26, 44, 62, 78, 104 (high density) |
| Operating Voltage | 1000 VAC* | 1000 VAC* | 1000 VAC* |
| Current Rating (Amps) | 7,5 A max | 7,5 A max | 7,5 A max |
| Contact Resistance | 10 milli Ohm max | 10 milli Ohm max | 10 milli Ohm max |
| Operating Temperature | -55°C/125°C | -55°C/125°C | -65°C/150°C |
| Mil Salt Spray Test Resistance in hours | 20 hours (Mil:48 hours) | 48 hours | 48 hours |
| Shell Material | Steel | Steel | Steel |
| Shell Finish | RoHS - Tin/Nickel Yellow chromate over cadmium or zinc | RoHS - Tin/Nickel Yellow chromate over cadmium or zinc | Yellow chromate over cadmium or zinc |
| Insulator | Thermoplastic, PCT UL 94V-0 | Thermoplastic, PCT UL 94V-0 | Thermoplastic, PCT UL 94V-0 |
| Contact Type | Turned | Turned | Turned |
| Contact Material | Copper Alloy | Copper Alloy | Copper Alloy |
| Contact Finish | Gold over Nickel | Gold over Nickel | Gold over Nickel |
| Page Number | C-9 | C-11 | C-37 |

| | | |
|--|--|--|
| D- Subminiature |  |  |
| Series | Combo D | Stainless Steel-F225 |
| Wire Gauge Range AWG | AWG 8-30 | - |
| Mating Cycles | 50,200,500 | 500 |
| RoHS confirm | yes (MIL:no) | yes |
| Layout | E: 2W2; 2WK2; 5W1 A: 3W3; 3WK3; 7W2; 11W1 B: 5W5; 9W4; 13W3; 17W2; 21W1 C: 8W8; 13W6; 17W5; 21WA4; 25W3; 27W2 D: 24W7; 36W4; 43W2; 47W1 | 9,15,25,37,50, 15, 26,44,62,78 (standard high density and Combo D) |
| Operating Voltage | 500 VAC* | - |
| Current Rating (Amps) | 7,5 A max(Signal Contacts) 5 A max (Coaxial Contacts) 40 A max (High Power Contacts) 5 A Max (HV Contacts) | - |
| Contact Resistance | 10 milli Ohm max (Signal Contacts) 40 Millivolt Max @ 40A (Power) | - |
| Operating Temperature | -55°C/125°C (MIL:150°C) | -55°C/125°C |
| Mil Salt Spray Test Resistance in hours | 20 hours (MIL: 48 hours) | 500 hours |
| Material | Steel | Stainless Steel |
| Finish | Tin | Passivated |
| Insulator | Thermoplastic, PCT UL 94V-0 | - |
| Contact | Turned | - |
| Material | Copper Alloy | - |
| Finish | Gold over Nickel | - |
| Page Number | C-21 | C-7 |



C

D Sub

Dimensions shown in inches (mm)
Specifications and dimensions subject to change



D Sub



Dimensions shown in inches (mm)
Specifications and dimensions subject to change

Solder Cup, Crimp, and PCB Type, Combo-D's with Machined Contacts

Typical Part Number:

DBM C 13X3 S J 101

Product Family Designator

- D*M = Solder Cup & Std. Density PCB Industrial/Commercial Version
- D*MM = Solder Cup & PCB Mil version (50 micro-inch gold contact/plating)
- D*A = Crimp signal contacts

Hardware Modifier*

- = 0.120" (3,05mm) Through Hole
- B = 4-40 Female Screwlock
- C = 90° Metal Bracket, 4-40 Fastener, & Boardlock (D*M, D*MM Only)
- D = 90° Metal Bracket, 4-40 Fastener and 4-40 Screwlock (D*M, D*MM Only)
- E = 4-40 Clinchnut
- G = 90° Metal Bracket, 4-40 Fastener, 4-40 Screwlock, Boardlock (D*M, D*MM)
- H = .300" (7.6mm) Standoff, 4-40 Screwlock (D*M, D*MM US Only)
- I = 90° metal bracket, .120" (3.05mm) through hole
- K = 0.162" (4,11mm) Through Hole
- N = .300" (7.6mm) Standoff, 4-40 Screwlock, Boardlock (D*M, D*MM Only)
- P = 90° Metal Bracket, 4-40 Fastener (D*M, D*MM)
- S = 90° Metal Bracket, M-3 Fastener (D*M, D*MM)
- V = .300" (7.6mm) 4-40 Standoff (D*M, D*MM Only)
- X = M3 clinchnut
- Y = Dual Float Mount
- Z = .300" (7.6mm) 4-40 Standoff, Boardlock (D*M, D*MM Only)
- * = Shell Sizes are E, A, B, C, D

* Note: Combo-D hardware and finishes are available on D*M standard density 9, 15, 25, 37 and 50 position connectors

Shell Modifier (Standard)*

- = Yellow chromate over zinc shells
- A101 = Yellow Chromate over Cadmium shells
- F225 = Stainless steel shells (RoHS) (Non Hardware Versions Only)
- A197 = Pure Tin over Nickel Shells (Sockets only, RoHS through hole versions only)
- K87 = Pure Tin over Nickel Shells w/grounding dimples (Pins only, RoHS)

PC Tail Modifier (Standard)*

- = Solder Cup (D*M/D*MM); Crimp, D*MA, D*MAM)
- J = 90° Std. PCB signal contact (.170" lg by .030")
- N = Straight Std. PCB signal contact (.178" lg by .030 Ø)
- V = 90° Euro PCB signal contact (.157" lg by .024 Ø)
- Y = Straight Euro PCB signal contact (.178" lg by .024 Ø)

Gender

- P = Male Plug, Pin
- S = Female Receptacle, Socket

Layouts - *Combo D

- E-2W2; 2WK2K, 9
- (D*M) A- 5W1; A- 3W3, 3WK3, 7W2, 11W1, 95
- B- 5W5, 9W4, 13W3, 17W2, 21W1, 25
- C- 8W8, 13W6, 17W5, 21WA4, 25W3, 27W2, 37
- D- 24W7, 36W4, 43W2, 47W1, 50

Combo-D Size 8 Contact Designators:

- W = w/o Contacts (letters below denote with contacts)
- C = 75 Ohm Coax Contacts Installed, stamped
- X = 50 Ohm Coax Contacts Installed, stamped
- H = High Power Installed
- V = High Voltage Installed (Cable and straight PCB only)
- R = Mini Hi Power 90° Installed
- F = Fiber Optic
- G = Guide Pin
- P = High Power Installed (European)
- M = 50 ohm coax contact installed, machined, 50 microinches gold
- N = 50 ohm coax contact installed, machined, 30 microinches gold

Military/Hi-Reliability D*M D-Subminiature Ordering Information - Connector Designator

For Hi-Reliability Crimp, Solder Cup and PCB Type, Standard & Hi-Density Connectors with Machined Contacts

Typical Part Number:

DBM* E 25 P M NMB A197 FO

• Product Family Designator

- D*M = Solder Cup & Std. Density PCB Industrial/Commercial Version (without spacer for straight PCB)
- D*MM = Solder Cup & PCB Mil version (50 micro-inch gold contact/plating, with spacer for straight PCB)
- D*MA = Crimp & Hi-Density PCB Industrial/Commercial Version
- D*MAM = Crimp/Hi-Density PCB Mil version (50 microinch gold contact plating)

• Hardware Modifier

- = 0.120" (3,05mm) Through Hole
- B = 4-40 Female Screwlock
- E = 4-40 Clinchnut
- K = 0.162" (4,11mm) Through Hole
- X = M3 clinchnut
- Y = Dual Float Mount
- * = Shell Sizes are E, A, B, C, D

• Layouts

- *Standard Density (D*M, D*MM) 9, 15, 25, 37, 50
- *High Density (D*MA, D*MAM) 15, 26, 44, 62, 78, 104

• Gender

- P = Male Plug, Pin
- S = Female Receptacle, Socket

FO - Without contacts - D*MA crimp versions only

• Modifier (standard)

- Yellow chromate over zinc shells
- A197 Tin over Nickel shells (receptacles only) (RoHS)
- F224 Epoxy sealing of insulator to shell and contacts
- F225 303 Stainless steel, passivated (Thru hole only)
- K52 50 gold over copper plating on shells and contacts
- K87 Tin, dimpled shells (plugs only) (RoHS) (US only)
- K128 K52 gold plating on Aluminum Shells, Nickel Under Plate
- F216 Machined Aluminum Shells, Nickel Under Plate
- A101 Yellow chromate over cadmium

• Residual Magnetism/Outgassing

NMB- 200 Gamma Max. Residual Magnetism/<1% TML

• PC Tail Modifier (Standard Density)

- = Solder cup (D*M/D*MM)
- A = 90° PCB contact w/Plastic Bracket (.99" - .154" lg by .040" Ø)
- B = Straight PCB contact (.99" - .154" lg by .040" Ø)
- C = 90° PCB contact w/o Plastic Bracket (.99" - .154" lg by .040" Ø)
- D = 90° PCB contact w/Plastic Bracket (.99" - .154" lg by .030" Ø)
- E = Straight PCB contact (.99" - .154" lg by .030" Ø)
- F = 90° PCB contact w/o Plastic Bracket (.99" - .154" lg by .030" Ø)
- G = 90° PCB contact w/Plastic Bracket (.130" - .185" lg by .040" Ø)
- H = Straight PCB contact (.130" - .185" lg by .040" Ø)
- K = 90° PCB contact w/o Plastic Bracket (.130" - .185" lg by .040" Ø)
- L = 90° PCB contact w/Plastic Bracket (.130" - .185" lg by .030" Ø)
- M = Straight PCB contact (.130" - .185" lg by .040" Ø)
- P = 90° PCB contact w/o Plastic Bracket (.130" - .185" lg by .030" Ø)
- R = 90° PCB contact w/o Plastic Bracket (.155" - .210" lg by .030" Ø)
- S = 90° PCB contact w/Plastic Bracket (.155" - .210" lg by .030" Ø)
- W = 90° PCB contact w/Plastic Bracket (.155" - .210" lg by .040" Ø)
- X = Straight PCB contact (.155" - .210" lg by .030" Ø)
- Z = Straight PCB contact (.155" - .210" lg by .040" Ø)
- F179 = Straight square PCB or wire wrap contact (.375" by .024")
- F179A = Straight square PCB or wire wrap contact (.500" by .024")

PC Tail Modifier (High Density)

- **L = 90° PCB contact w/Plastic Bracket (.140" lg by .021" Ø)
- **M = Straight PCB contact (.140" lg by .021" Ø)
- **P = 90° PCB contact w/o Plastic Bracket (.140" lg by .021" Ø)
- R = 90° PCB contact w/o Plastic Bracket (.197" lg by .021" Ø)
- S = 90° PCB contact w/Plastic Bracket (.197" lg by .021" Ø)
- Z/OL3 = Straight PCB contact (.197" lg by .021" Ø)

* 104 Position Available in Machined Aluminum Shells only

* = Crimp (D*MA, D*MAM)

* = Shell Sizes are E, A, B, C, D, F (F available in high density aluminum only)

** = Legacy Tail Modifiers "D", "E" and "F" have been replaced by Tail Modifiers "L", "M" and "P" respectively

D Sub C



Dimensions shown in inches (mm)
Specifications and dimensions subject to change

www.ittcannon.com

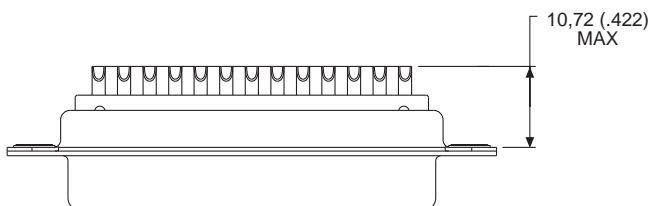
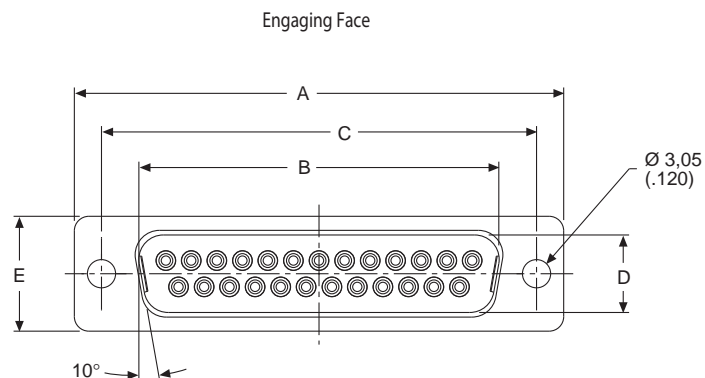
Solder Cup

Plug

- For contact cavity arrangements, see pages C-44.
- For panel cutouts, see page C-49.
- Accepts up to 18 AWG.

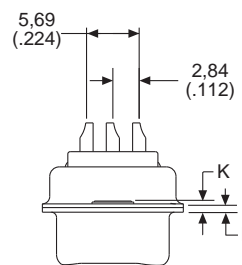
| Shell Size | Layout | Through Hole | Dual Float Mount |
|------------|--------|--------------|------------------|
| DE | 9 | DEM9P | DEMY9P |
| DA | 15 | DAM15P | DAMY15P |
| DB | 25 | DBM25P | DBMY25P |
| DC | 37 | DCM37P | DCMY37P |
| DD | 50 | DDM50P | DDMY50P |

Note: For residual magnetism level of 200 gamma and shells and contacts with 50 microinches (1,27 m) gold plating, add NMBK52"

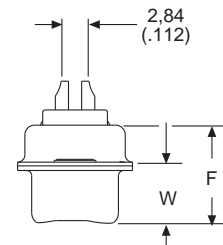


Size D

DD Configuration



Sizes E, A, B, C



Dimensions

| Shell size | A | B | C | D | E | F | W | W | K | K | L |
|------------|---------------|---------------|---------------|---------------|---------------|---------------|-----------------|---------------|-----------------|---------------|---------------|
| | ± 0,38 (.015) | ± 0,13 (.005) | ± 0,13 (.005) | ± 0,13 (.005) | ± 0,38 (.015) | ± 0,25 (.010) | ± 0,368 (.0145) | ± 0,41 (.016) | ± 0,317 (.0125) | ± 0,25 (.010) | ± 0,25 (.010) |
| DE | 30,81 (1.213) | 16,92 (.666) | 24,99 (8,36) | 8,36 (.329) | 12,55 (.494) | 10,72 (.422) | 6,693 (.2635) | - | 1,206 (.0475) | - | 0,76 (.030) |
| DA | 39,14 (1.541) | 25,25 (.994) | 33,32 (1.312) | 8,36 (.329) | 12,55 (.494) | 10,72 (.422) | 6,693 (.2635) | - | 1,206 (.0475) | - | 0,76 (.030) |
| DB | 53,04 (2.088) | 38,96 (1.534) | 47,04 (1.852) | 8,36 (.329) | 12,55 (.494) | 10,82 (.426) | - | 6,84 (.269) | - | 1,52 (.060) | 0,99 (.039) |
| DC | 69,32 (2.729) | 55,42 (2.182) | 63,50 (2.500) | 8,36 (.329) | 12,55 (.494) | 10,82 (.426) | - | 6,84 (.269) | - | 1,52 (.060) | 0,99 (.039) |
| DD | 66,93 (2.635) | 52,81 (2.079) | 61,11 (2.406) | 11,07 (.436) | 15,37 (.605) | 10,82 (.426) | - | 6,84 (.269) | - | 1,52 (.060) | 0,99 (.039) |

Cannon Solder Cup, Size 20 Military/Hi-Reliability

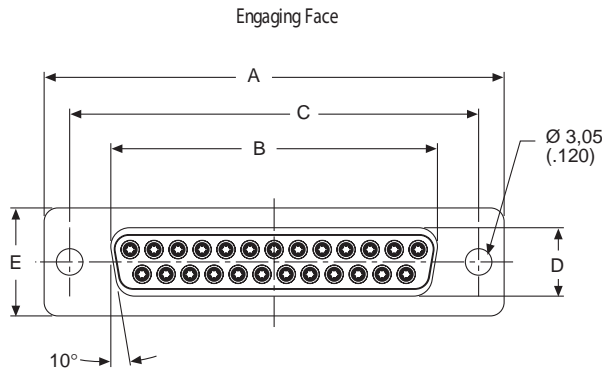
Solder Cup

Receptacle

- For contact cavity arrangements, see pages C-44.
- For panel cutouts, see page C-49.
- Accepts up to 18 AWG.

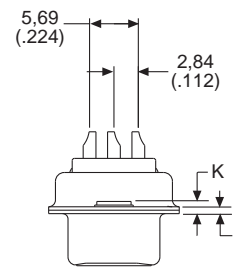
| Shell Size | Layout | Through Hole | Dual Float Mount |
|------------|--------|--------------|------------------|
| DE | 9 | DEM9S | DEMY9S |
| DA | 15 | DAM15S | DAMY15S |
| DB | 25 | DBM25S | DBMY25S |
| DC | 37 | DCM37S | DCMY37S |
| DD | 50 | DDM50S | DDMY50S |

Note: For residual magnetism level of 200 Gamma and shells and contacts with 50 micro inches (1,27m) gold plating, add NMBK52. Example DEM9PNMBK52 and shells with 50 microinches gold for 50 microinch (1.27mm) gold contacts

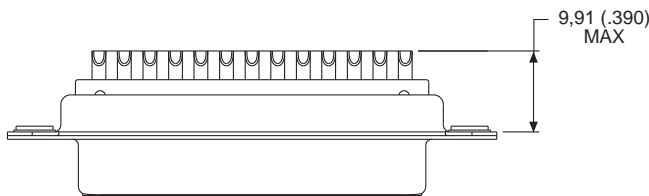
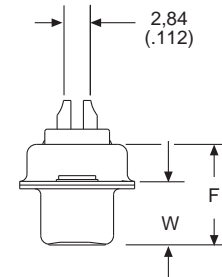


Size D

DD Configuration



Sizes E, A, B, C



Dimensions

| Shell size | A $\pm 0,38 (.015)$ | B $\pm 0,13 (.005)$ | C $\pm 0,13 (.005)$ | D $\pm 0,13 (.005)$ | E $\pm 0,38 (.015)$ | F $\pm 0,25 (.010)$ | W $\pm 0,368 (.0145)$ | K $\pm 0,317 (.0125)$ | L $\pm 0,25 (.010)$ |
|------------|------------------------|------------------------|------------------------|------------------------|------------------------|------------------------|--------------------------|--------------------------|------------------------|
| DE | 30,81 (1.213) | 16,33 (.643) | 24,99 (8,36) | 7,90 (.311) | 12,55 (.494) | 10,90 (.429) | 6,94 (.273) | 1,206 (.0475) | 0,76 (.030) |
| DA | 39,14 (1.541) | 24,66 (.971) | 33,32 (1.312) | 7,90 (.311) | 12,55 (.494) | 10,90 (.429) | 6,94 (.273) | 1,206 (.0475) | 0,76 (.030) |
| DB | 53,04 (2.088) | 38,38 (1.511) | 47,04 (1.852) | 7,90 (.311) | 12,55 (.494) | 10,90 (.429) | 6,94 (.273) | 1,206 (.0475) | 0,76 (.030) |
| DC | 69,32 (2.729) | 54,84 (2.159) | 63,50 (2.500) | 7,90 (.311) | 12,55 (.494) | 10,90 (.429) | 6,94 (.273) | 1,206 (.0475) | 0,76 (.030) |
| DD | 66,93 (2.635) | 52,42 (2.064) | 61,11 (2.406) | 10,74 (.423) | 15,37 (.605) | 10,90 (.429) | 6,94 (.273) | 1,206 (.0475) | 0,76 (.030) |



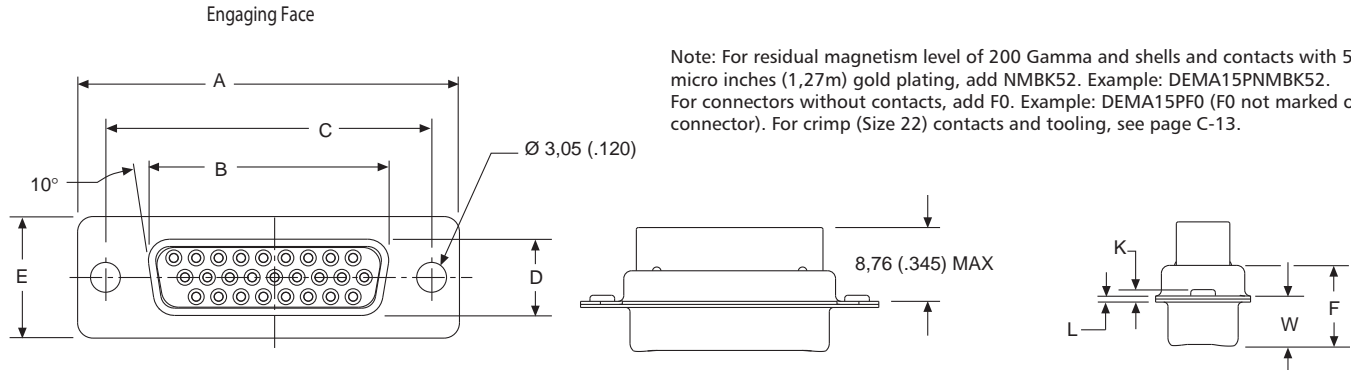
Dimensions shown in inches (mm)
Specifications and dimensions subject to change

D*MA Standard Density Crimp Contact Cable Connector

Plug

- For contact cavity arrangements, see pages C-44.
- For panel cutouts, see page C-49.

| Shell Size | Layout | Through Hole | Dual Float Mount |
|------------|--------|--------------|------------------|
| DE | 9 | DEMA9P | DEMAY9P |
| DA | 14 | DAMA15P | DAMAY15P |
| DB | 25 | DBMA25P | DBMAY25P |
| DC | 37 | DCMA37P | DCMAY37P |
| DD | 50 | DDMA50P | DDMAY50P |



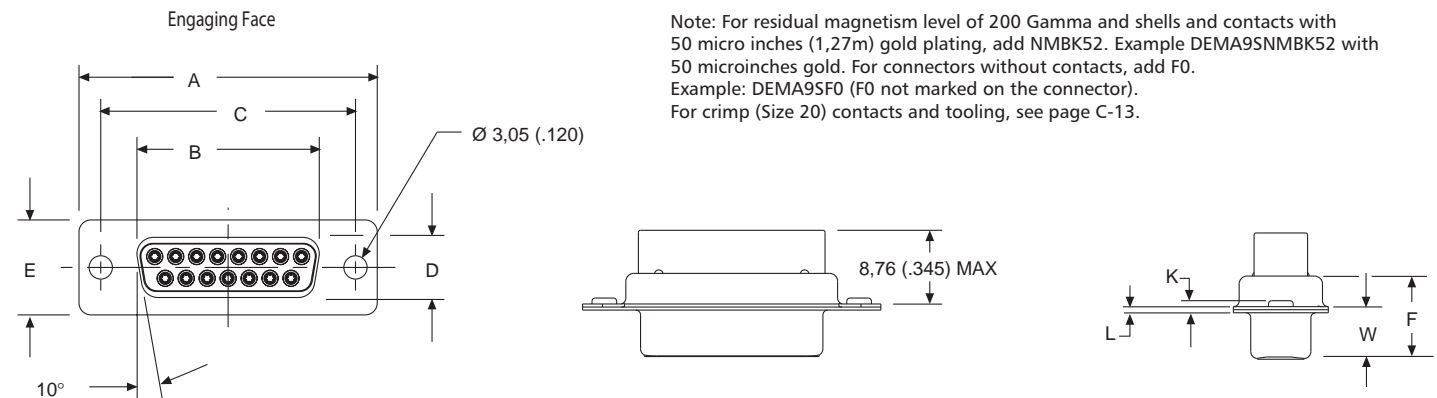
Dimensions

| Shell size | A ± 0,38 (.015) | B ± 0,13 (.005) | C ± 0,13 (.005) | D ± 0,13 (.005) | E ± 0,38 (.015) | F ± 0,25 (.010) | W ± 0,368 (.0145) | K ± 0,317 (.0125) | L ± 0,25 (.010) |
|------------|--------------------|--------------------|--------------------|--------------------|--------------------|--------------------|----------------------|----------------------|--------------------|
| DE | 30,81 (1.213) | 16,92 (.666) | 24,99 (8,36) | 8,36 (.329) | 12,55 (.494) | 10,90 (.429) | 6,94 (.273) | 1,206 (.0475) | 0,76 (.030) |
| DA | 39,14 (1.541) | 25,25 (.994) | 33,32 (1.312) | 8,36 (.329) | 12,55 (.494) | 10,90 (.429) | 6,94 (.273) | 1,206 (.0475) | 0,76 (.030) |
| DB | 53,04 (2.088) | 38,96 (1.534) | 47,04 (1.852) | 8,36 (.329) | 12,55 (.494) | 10,90 (.429) | 6,94 (.273) | 1,206 (.0475) | 0,76 (.030) |
| DC | 69,32 (2.729) | 55,42 (2.182) | 63,50 (2.500) | 8,36 (.329) | 12,55 (.494) | 10,90 (.429) | 6,94 (.273) | 1,206 (.0475) | 0,76 (.030) |
| DD | 66,93 (2.635) | 52,81 (2.079) | 61,11 (2.406) | 11,07 (.436) | 15,37 (.605) | 10,90 (.429) | 6,94 (.273) | 1,206 (.0475) | 0,76 (.030) |

Receptacle

- For contact cavity arrangements, see pages C-44.
- For panel cutouts, see page C-49.

| Shell Size | Layout | Through Hole | Dual Float Mount |
|------------|--------|--------------|------------------|
| DE | 9 | DEMA9S | DEMAY9S |
| DA | 15 | DAMA15S | DAMAY15S |
| DB | 25 | DBMA25S | DBMAY25S |
| DC | 37 | DCMA37S | DCMAY37S |
| DD | 50 | DDMA50S | DDMAY50S |



Dimensions

| Shell size | A ± 0,38 (.015) | B ± 0,13 (.005) | C ± 0,13 (.005) | D ± 0,13 (.005) | E ± 0,38 (.015) | F ± 0,25 (.010) | W ± 0,368 (.0145) | K ± 0,317 (.0125) | L ± 0,25 (.010) |
|------------|--------------------|--------------------|--------------------|--------------------|--------------------|--------------------|----------------------|----------------------|--------------------|
| DE | 30,81 (1.213) | 16,33 (.643) | 24,99 (.984) | 7,90 (.311) | 12,55 (.494) | 10,90 (.429) | 6,94 (.273) | 1,206 (.0475) | 0,76 (.030) |
| DA | 39,14 (1.541) | 24,66 (.971) | 33,32 (1.312) | 7,90 (.311) | 12,55 (.494) | 10,90 (.429) | 6,94 (.273) | 1,206 (.0475) | 0,76 (.030) |
| DB | 53,04 (2.088) | 38,38 (1.511) | 47,04 (1.852) | 7,90 (.311) | 12,55 (.494) | 10,90 (.429) | 6,94 (.273) | 1,206 (.0475) | 0,76 (.030) |
| DC | 69,32 (2.729) | 54,84 (2.159) | 63,50 (2.500) | 7,90 (.311) | 12,55 (.494) | 10,90 (.429) | 6,94 (.273) | 1,206 (.0475) | 0,76 (.030) |
| DD | 66,93 (2.635) | 52,42 (2.064) | 61,11 (2.406) | 10,74 (.423) | 15,37 (.605) | 10,90 (.429) | 6,94 (.273) | 1,206 (.0475) | 0,76 (.030) |

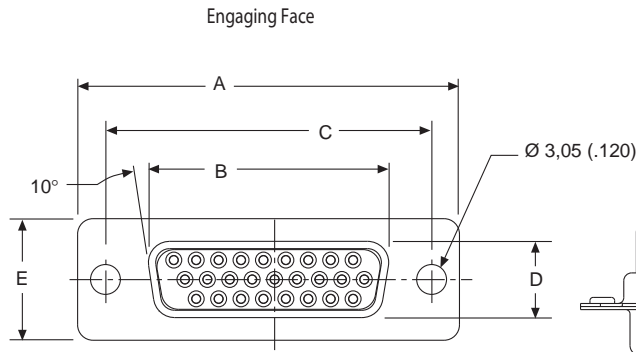
Cannon Crimp, Size 22 Military/High Reliability

D*MA High Density Crimp Contact Cable Connector

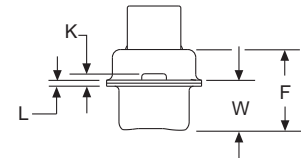
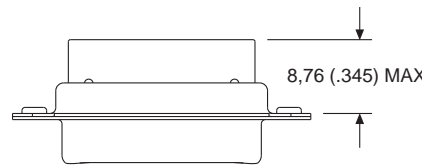
Plug

- For contact cavity arrangements, see pages C-44.
- For panel cutouts, see page C-49.

| Shell Size | Layout | Through Hole | Dual Float Mount |
|------------|--------|--------------|------------------|
| DE | 15 | DEMA15P | DEMAY15P |
| DA | 26 | DAMA26P | DAMAY26P |
| DB | 44 | DBMA44P | DBMAY44P |
| DC | 62 | DCMA62P | DCMAY62P |
| DD | 78 | DDMA78P | DDMAY78P |
| DF | 104 | DFMA104PF216 | DFMA4104PF216 |



Note: For Residual Magnetism Level of 200 gamma, add B. Example DEMA15PNMB
For shells with 50 microinches gold, add K52. Example: DEMA15PNMBK52.
For connectors without contacts, add F0. Example: DEMA15PF0 (F0 not marked on connector)
For crimp (Size 22) contacts and tooling, see page C-7.



Dimensions

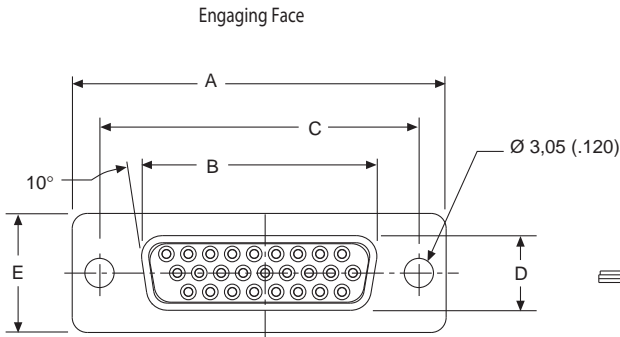
| Shell size | A | B | C | D | E | F | W | W | K | K | L |
|------------|---------------|---------------|---------------|---------------|---------------|---------------|-----------------|---------------|-----------------|---------------|---------------|
| | ± 0,38 (.015) | ± 0,13 (.005) | ± 0,13 (.005) | ± 0,13 (.005) | ± 0,38 (.015) | ± 0,25 (.010) | ± 0,368 (.0145) | ± 0,41 (.016) | ± 0,317 (.0125) | ± 0,25 (.010) | ± 0,25 (.010) |
| DE | 30,81 (1.213) | 16,92 (.666) | 24,99 (.984) | 8,36 (.329) | 12,55 (.494) | 10,72 (.422) | 6,693 (.2635) | - | 1,206 (.0475) | - | 0,76 (.030) |
| DA | 39,14 (1.541) | 25,25 (.994) | 33,32 (1.312) | 8,36 (.329) | 12,55 (.494) | 10,72 (.422) | 6,693 (.2635) | - | 1,206 (.0475) | - | 0,76 (.030) |
| DB | 53,04 (2.088) | 38,96 (1.534) | 47,04 (1.852) | 8,36 (.329) | 12,55 (.494) | 10,82 (.426) | - | 6,84 (.269) | - | 1,52 (.060) | 0,99 (.039) |
| DC | 69,32 (2.729) | 55,42 (2.182) | 63,50 (2.500) | 8,36 (.329) | 12,55 (.494) | 10,82 (.426) | - | 6,84 (.269) | - | 1,52 (.060) | 0,99 (.039) |
| DD | 66,93 (2.635) | 52,81 (2.079) | 61,11 (2.406) | 11,07 (.436) | 15,37 (.605) | 10,82 (.426) | - | 6,84 (.269) | - | 1,52 (.060) | 0,99 (.039) |

DF (see Space Catalog)

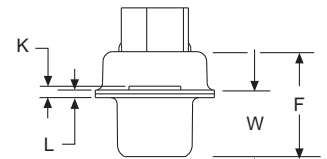
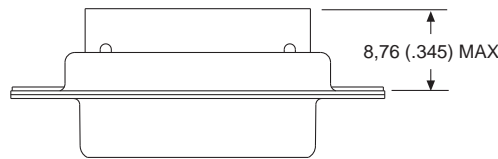
Receptacle

- For contact cavity arrangements, see pages C-44.
- For panel cutouts, see page C-49.

| Shell Size | Layout | Through Hole | Dual Float Mount |
|------------|--------|--------------|------------------|
| DE | 15 | DEMA15S | DEMAY15S |
| DA | 26 | DAMA26S | DAMAY26S |
| DB | 44 | DBMA44S | DBMAY44S |
| DC | 62 | DCMA62S | DCMAY62S |
| DD | 78 | DDMA78S | DDMAY78S |
| DF | 104 | DFMA104SF216 | DFMA4104SF216 |



Note: For residual magnetism level of 200 Gamma and shells and contacts with 50 micro inches (1,27m) gold plating, add NMBK52. Example DEMA15SNMBK52
contacts and shells with 50 microinches gold. For connectors without contacts, add F0. Example: DEMA15SF0 (F0 not marked on the connector). For crimp (Size 22) contacts and tooling, see page C-13.



Dimensions

| Shell size | A | B | C | D | E | F | W | K | L |
|------------|---------------|---------------|---------------|---------------|---------------|---------------|-----------------|-----------------|---------------|
| | ± 0,38 (.015) | ± 0,13 (.005) | ± 0,13 (.005) | ± 0,13 (.005) | ± 0,38 (.015) | ± 0,25 (.010) | ± 0,368 (.0145) | ± 0,317 (.0125) | ± 0,25 (.010) |
| DE | 30,81 (1.213) | 16,33 (.643) | 24,99 (8,36) | 7,90 (.311) | 12,55 (.494) | 10,90 (.429) | 6,94 (.273) | 1,206 (.0475) | 0,76 (.030) |
| DA | 39,14 (1.541) | 24,66 (.971) | 33,32 (1.312) | 7,90 (.311) | 12,55 (.494) | 10,90 (.429) | 6,94 (.273) | 1,206 (.0475) | 0,76 (.030) |
| DB | 53,04 (2.088) | 38,38 (1.511) | 47,04 (1.852) | 7,90 (.311) | 12,55 (.494) | 10,90 (.429) | 6,94 (.273) | 1,206 (.0475) | 0,76 (.030) |
| DC | 69,32 (2.729) | 54,84 (2.159) | 63,50 (2.500) | 7,90 (.311) | 12,55 (.494) | 10,90 (.429) | 6,94 (.273) | 1,206 (.0475) | 0,76 (.030) |
| DD | 66,93 (2.635) | 52,42 (2.064) | 61,11 (2.406) | 10,74 (.423) | 15,37 (.605) | 10,90 (.429) | 6,94 (.273) | 1,206 (.0475) | 0,76 (.030) |



Dimensions shown in inches (mm)
Specifications and dimensions subject to change

www.ittcannon.com

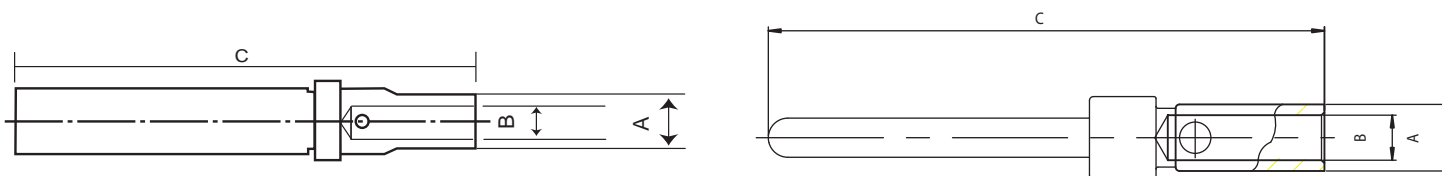
Cannon Crimp Contacts D*MA/D*A Combo Military/High Reliability

MATERIALS AND FINISHES

| Contact Size | Wire Size Accom. | Standard Finish | | Military Finish | | NMB | |
|--------------|------------------|-----------------|--------------|-----------------|--------------|--------------|--------------|
| | | Pin | Socket | Pin | Socket | Pin | Socket |
| 20 | 20, 22, 24 | 330-5291-000 | 031-1007-073 | 980-0009-472 | 980-0009-471 | 330-5291-037 | 031-1007-052 |
| 20-18 | 1 #18 & 2 #22 | 330-5291-001 | 031-1007-001 | 330-5291-055 | 031-1007-054 | 330-5291-108 | 031-1007-091 |
| 20-26 | 26, 28, 30 | 330-5291-004 | 031-1007-004 | 330-5291-050 | 031-1007-048 | 330-5291-109 | 031-1007-053 |
| 22D | 22, 24, 26, 28 | 980-0008-878 | 980-0008-874 | 980-0008-878 | 980-0008-874 | 030-2042-002 | 031-1147-002 |

MIL-C-39029 Cross-Reference

| Contact Size | Wire Size Accom. | M39029 | M24308 | Cannon Part No. |
|--------------|-------------------|----------|--------|-----------------|
| 20 Pin | 20 / 22 / 24 | / 64-369 | / 11-1 | 980-0009-472 |
| 20 Socket | 20 / 22 / 24 | / 63-368 | / 10-1 | 980-0009-471 |
| 22D Pin | 24 / 26 / 28 | / 58-360 | / 13-1 | 980-0008-878 |
| 22D Socket | 22 / 24 / 26 / 28 | / 57-354 | / 12-1 | 980-0008-874 |



| AWG size | | A ± 0,05 | B ± 0,05 | C max. |
|----------|--------|-------------|-------------|--------------|
| 20 – 24 | Pin | 1,7 (0.067) | 1,0 (0.039) | 14,2 (0.559) |
| | Socket | 1,7 (0.067) | 1,0 (0.039) | 13,7 (0.539) |
| 26 – 30 | Pin | 1,7 (0.067) | 0,6 (0.039) | 14,2 (0.559) |
| | Socket | 1,7 (0.067) | 0,6 (0.039) | 13,7 (0.539) |

Insertion/Extraction Tools

CIET-20HD

| Contact Size | AWG | Plastic Insertion/Extraction | | Plastic Extraction | |
|--------------|----------------|------------------------------|-----------|--------------------|-----------|
| | | Pin | Socket | Pin | Socket |
| 20 | 20, 22, 24 | 980-2000-426 | CIET-20HD | 323-7010-000 | CET-20-11 |
| 2026 | 26, 28, 30 | 980-2000-426 | CIET-20HD | 323-7010-000 | CET-20-11 |
| 2018 | 1 #18 | None | None | 274-5016-002 | CET-20-15 |
| | 2 #22 | None | None | 274-5016-002 | CET-20-15 |
| 22D | 22, 24, 26, 28 | 274-7048-000 | CIET-22D | None | None |
| High Power | 12, 16 | 274-7003-000 | CIET-12 | None | None |
| High Volt | #20 | 274-7003-000 | CIET-12 | None | None |

Hand Crimp Tools

| Contact Size | Wire Size AWG | Crimp Tool | | Locator | |
|--------------|----------------|--------------|-------------|--------------|-------------|
| | | Part Number | Description | Part Number | Description |
| 20 | 20, 22, 24 | 995-0001-584 | M22520/2-01 | 995-0001-604 | M22520/2-08 |
| | | 995-0001-585 | M22520/1-01 | 995-0001-244 | TH25 |
| 2026 | 26, 28, 30 | 980-2000-426 | M22520/2-01 | 995-0001-325 | L3198-20HD |
| 2018 | 1 #18, 2 #22 | 995-0001-584 | M22520/2-01 | 980-0005-722 | K250 |
| 22D | 22, 24, 26, 28 | 995-0001-584 | M22520/2-01 | 995-0001-739 | M22520/2-06 |

Assembly instructions see page C-44.
For size 8 contacts, please refer to Combo D catalog or website.

Dimensions shown in inches (mm)
Specifications and dimensions subject to change

www.ittcannon.com

C
D Sub
qns

Cannon Straight PCB, Size 20 Military/High Reliability

Standard Density Straight PC Tail

Plug

- For contact cavity arrangements, see pages C-44.
- For P.C. hole pattern, see pages C-45.
- For panel cutouts, see page C-49.

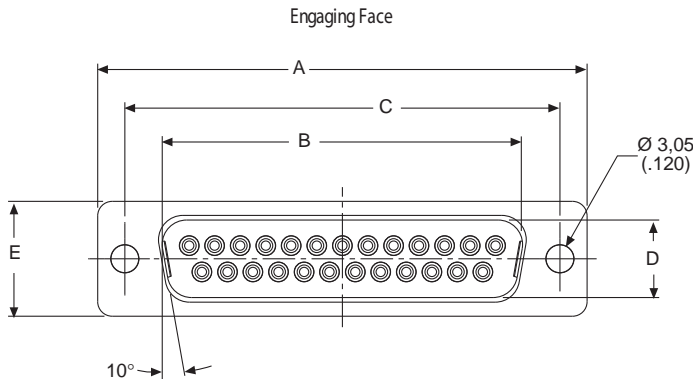
| Shell Size | Layout | Through Hole | Dual Float Mount |
|------------|--------|--------------|------------------|
| DE | 9 | DEM9PM* | DEMY9PM* |
| DA | 15 | DAM15PM* | DAMY15PM* |
| DB | 25 | DBM25PM* | DBMY25PM* |
| DC | 37 | DCM37PM* | DCMY37PM* |
| DD | 50 | DDM50PM* | DDMY50PM* |

| PC Tail Modifiers | X | ØY |
|-------------------|------------------------------|------------------------------|
| M | 4.01 ± 0,69 (.158 ± .027) | 0,76 ± 0,08 (.030 ± .003) |
| Q | 7,62 ± 0,5 (.300 ± .020) | 0,76 ± 0,08 (.030 ± .003) |
| 0L3 | 4,82 ± 1,5 (.190 ± .020) | 0,60 ± 0,08 (.023 ± .003) |

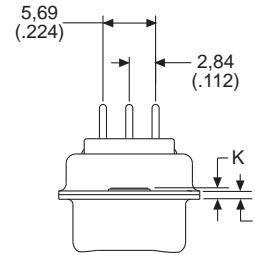
Note: For Residual Magnetism Level of 200 gamma, add NMBK52. Example DEMA15PMNMBK52 contacts and shells with 50 microinches gold. For alternate PC tail modifiers (see tabulation), replace 0L3 with M or Z. Example: DEM9PZNM

0L3 for HE501 connectors and ESA equivalents

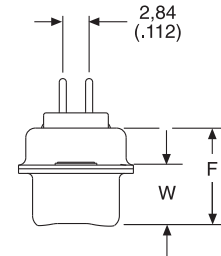
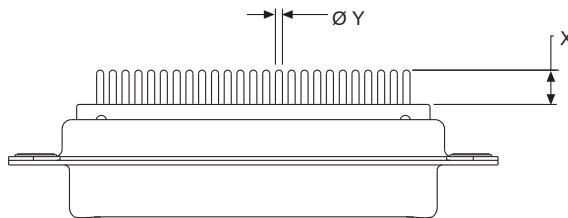
Size D



DD Configuration



Sizes E, A, B, C



Dimensions

| Shell size | A | B | C | D | E | F | W | W | K | K | L |
|------------|---------------|---------------|---------------|---------------|---------------|---------------|-----------------|---------------|-----------------|---------------|---------------|
| | ± 0,38 (.015) | ± 0,13 (.005) | ± 0,13 (.005) | ± 0,13 (.005) | ± 0,38 (.015) | ± 0,25 (.010) | ± 0,368 (.0145) | ± 0,41 (.016) | ± 0,317 (.0125) | ± 0,25 (.010) | ± 0,25 (.010) |
| DE | 30,81 (1.213) | 16,92 (.666) | 24,99 (8,36) | 8,36 (.329) | 12,55 (.494) | 10,72 (.422) | 6,693 (.2635) | - | 1,206 (.0475) | - | 0,76 (.030) |
| DA | 39,14 (1.541) | 25,25 (.994) | 33,32 (1.312) | 8,36 (.329) | 12,55 (.494) | 10,72 (.422) | 6,693 (.2635) | - | 1,206 (.0475) | - | 0,76 (.030) |
| DB | 53,04 (2.088) | 38,96 (1.534) | 47,04 (1.852) | 8,36 (.329) | 12,55 (.494) | 10,82 (.426) | - | 6,84 (.269) | - | 1,52 (.060) | 0,99 (.039) |
| DC | 69,32 (2.729) | 55,42 (2.182) | 63,50 (2.500) | 8,36 (.329) | 12,55 (.494) | 10,82 (.426) | - | 6,84 (.269) | - | 1,52 (.060) | 0,99 (.039) |
| DD | 66,93 (2.635) | 52,81 (2.079) | 61,11 (2.406) | 11,07 (.436) | 15,37 (.605) | 10,82 (.426) | - | 6,84 (.269) | - | 1,52 (.060) | 0,99 (.039) |



Dimensions shown in inches (mm)
Specifications and dimensions subject to change

www.ittcannon.com

Standard Density Straight PC Tail

Receptacle

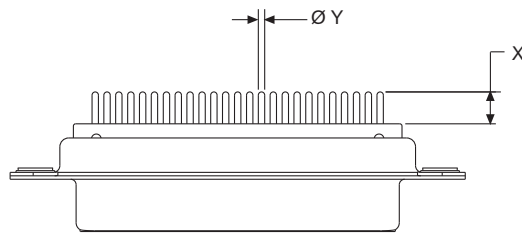
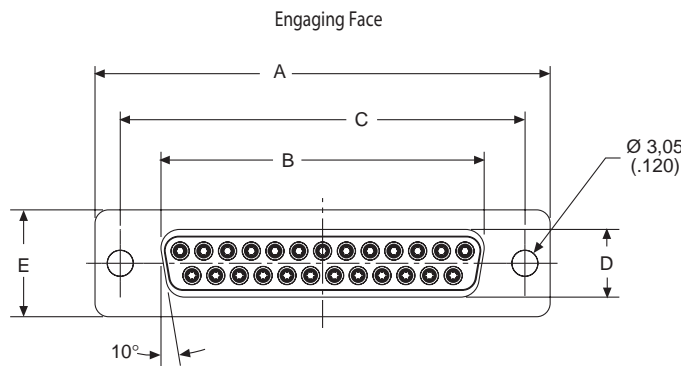
- For contact cavity arrangements, see pages C-44.
- For P.C. hole pattern, see pages C-45.
- For panel cutouts, see page C-49.

| Shell Size | Layout | Through Hole | Dual Float Mount |
|------------|--------|--------------|------------------|
| DE | 9 | DEM9SM | DEMYSM |
| DA | 15 | DAM15SM | DAMY15SM |
| DB | 25 | DBM25SM | DBMY25SM |
| DC | 37 | DCM37SM | DCMY37SM |
| DD | 50 | DDM50SM | DDMY50SM |

| PC Tail Modifiers | X | Y |
|-------------------|------------------------------|------------------------------|
| M | 4,01 ± 0,69 (.158 ± .027) | 0,76 ± 0,08 (.030 ± .003) |
| Q | 7,62 ± 0,5 (.300 ± .020) | 0,76 ± 0,08 (.030 ± .003) |
| OL3 | 4,82 ± 1,5 (.190 ± .020) | 0,60 ± 0,08 (.023 ± .003) |

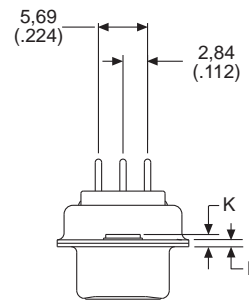
Note: For residual magnetism level of 200 Gamma and shells and contacts with 50 micro inches (1,27m) gold plating, add NMBK52. Example DEMA15SMNMBK52 and shells with 50 microinches gold. For alternate PC tail modifiers (see tabulation), replace with OL3 or Z. Example: DEM9SZNM

OL3 for HE501 connectors and ESA equivalents

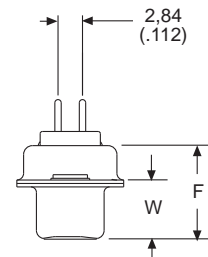


Size D

DD Configuration



Sizes E, A, B, C



Dimensions

| Shell size | A ± 0,38 (.015) | B ± 0,13 (.005) | C ± 0,13 (.005) | D ± 0,13 (.005) | E ± 0,38 (.015) | F ± 0,25 (.010) | W ± 0,368 (.0145) | K ± 0,317 (.0125) | L ± 0,25 (.010) |
|------------|--------------------|--------------------|--------------------|--------------------|--------------------|--------------------|----------------------|----------------------|--------------------|
| DE | 30,81 (1.213) | 16,33 (.643) | 24,99 (8,36) | 7,90 (.311) | 12,55 (.494) | 10,90 (.429) | 6,94 (.273) | 1,206 (.0475) | 0,76 (.030) |
| DA | 39,14 (1.541) | 24,66 (.971) | 33,32 (1.312) | 7,90 (.311) | 12,55 (.494) | 10,90 (.429) | 6,94 (.273) | 1,206 (.0475) | 0,76 (.030) |
| DB | 53,04 (2.088) | 38,38 (1.511) | 47,04 (1.852) | 7,90 (.311) | 12,55 (.494) | 10,90 (.429) | 6,94 (.273) | 1,206 (.0475) | 0,76 (.030) |
| DC | 69,32 (2.729) | 54,84 (2.159) | 63,50 (2.500) | 7,90 (.311) | 12,55 (.494) | 10,90 (.429) | 6,94 (.273) | 1,206 (.0475) | 0,76 (.030) |
| DD | 66,93 (2.635) | 52,42 (2.064) | 61,11 (2.406) | 10,74 (.423) | 15,37 (.605) | 10,90 (.429) | 6,94 (.273) | 1,206 (.0475) | 0,76 (.030) |

Dimensions shown in inches (mm)
Specifications and dimensions subject to change

Cannon Straight PCB, High Density Plug Military/High Reliability D-Subminiature

High Density Straight PC Tail

Plug

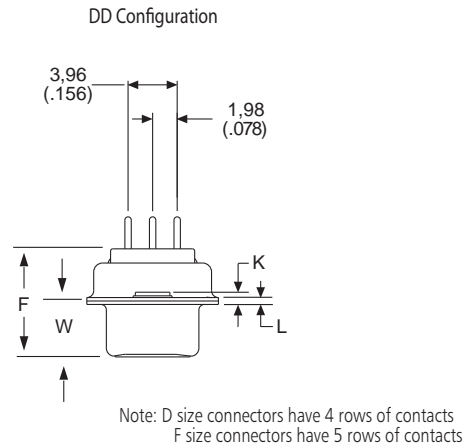
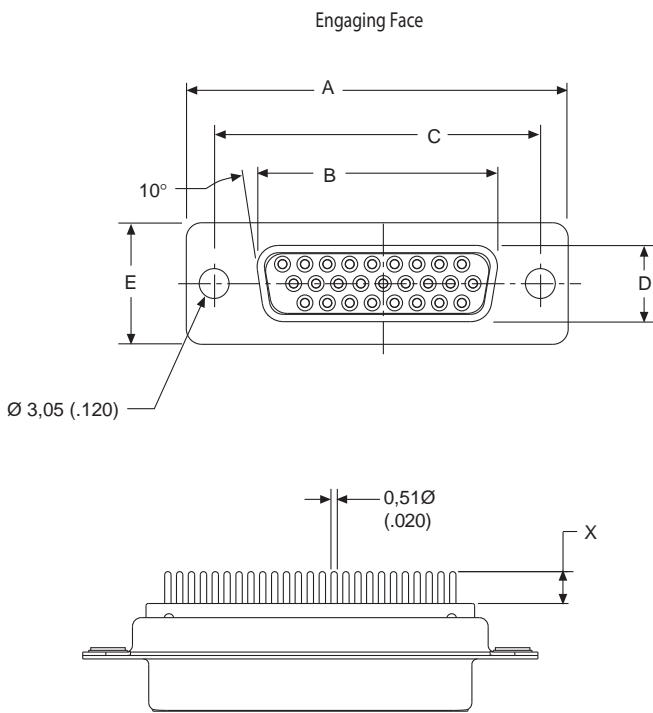
- For contact cavity arrangements, see pages C-44.
- For P.C. hole pattern, see pages C-47.
- For panel cutouts, see page C-49.

| Shell Size | Layout | Through Hole | Dual Float Mount |
|------------|--------|--------------|------------------|
| DE | 15 | DEM15PM* | DEMY15PM* |
| DA | 26 | DAM26PM* | DAMY26PM* |
| DB | 44 | DBM44PM* | DBMY44PM* |
| DC | 62 | DCM62PM* | DCMY62PM* |
| DD | 78 | DDM78PM* | DDMY78PM* |

| PC Tail Modifiers | X |
|-------------------|------------------------------|
| M | 4,01 ± 0,69 (.158 ± .027) |
| Q | 7,62 ± 0,5 (.300 ± .020) |
| OL3 | 4,82 ± 1,5 (.190 ± .020) |

Note: For Residual Magnetism Level of 200 gamma, add NMBK52. Example DEMA15PMNMBK52 and shells with 50 microinches gold. For alternate PC tail modifiers (see tabulation), replace with OL3 or Z. Example: DEM15PZNM

OL3 for HE501 connectors and ESA equivalents



Dimensions

| Shell size | A | B | C | D | E | F | W | W | K | K | L |
|------------|---------------|---------------|---------------|---------------|---------------|---------------|-----------------|---------------|-----------------|---------------|---------------|
| | ± 0,38 (.015) | ± 0,13 (.005) | ± 0,13 (.005) | ± 0,13 (.005) | ± 0,38 (.015) | ± 0,25 (.010) | ± 0,368 (.0145) | ± 0,41 (.016) | ± 0,317 (.0125) | ± 0,25 (.010) | ± 0,25 (.010) |
| DE | 30,81 (1.213) | 16,92 (.666) | 24,99 (8,36) | 8,36 (.329) | 12,55 (.494) | 10,72 (.422) | 6,693 (.2635) | - | 1,206 (.0475) | - | 0,76 (.030) |
| DA | 39,14 (1.541) | 25,25 (.994) | 33,32 (1.312) | 8,36 (.329) | 12,55 (.494) | 10,72 (.422) | 6,693 (.2635) | - | 1,206 (.0475) | - | 0,76 (.030) |
| DB | 53,04 (2.088) | 38,96 (1.534) | 47,04 (1.852) | 8,36 (.329) | 12,55 (.494) | 10,82 (.426) | - | 6,84 (.269) | - | 1,52 (.060) | 0,99 (.039) |
| DC | 69,32 (2.729) | 55,42 (2.182) | 63,50 (2.500) | 8,36 (.329) | 12,55 (.494) | 10,82 (.426) | - | 6,84 (.269) | - | 1,52 (.060) | 0,99 (.039) |
| DD | 66,93 (2.635) | 52,81 (2.079) | 61,11 (2.406) | 11,07 (.436) | 15,37 (.605) | 10,82 (.426) | - | 6,84 (.269) | - | 1,52 (.060) | 0,99 (.039) |
| DF | 69,34 (2.73) | 55,0 (2.16) | 63,50 (2.50) | 15,49 (0.61) | 20,07 (0.79) | 16,45 (.648) | 6,94 (.273) | 1,206 (.0475) | 0,76 (.030) | - | - |



Dimensions shown in inches (mm)
Specifications and dimensions subject to change

www.ittcannon.com

High Density Straight PC Tail

Receptacle

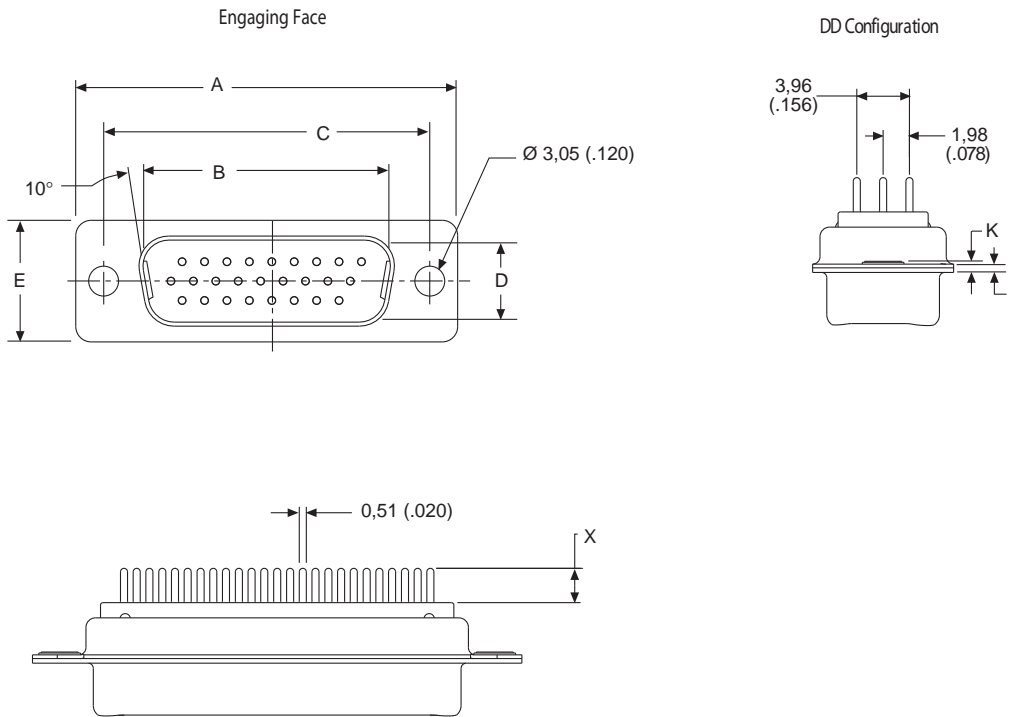
- For contact cavity arrangements, see pages C-44.
- For P.C. hole pattern, see pages C-47.
- For panel cutouts, see page C-49.

| Shell Size | Layout | Through Hole | Dual Float Mount |
|------------|--------|--------------|------------------|
| DE | 15 | DEMA15SM | DEMAY15SM |
| DA | 26 | DAMA26SM | DAMAY26SM |
| DB | 44 | DBMA26SM | DBMAY44SM |
| DC | 62 | DCMA62SM | DCMAY62SM |
| DD | 78 | DDMA78SM | DDMAY78SM |
| DF* | 104 | DFMA104SM | DFMAY104SM |

| PC Tail Modifiers | X |
|-------------------|------------------------------|
| M | 4.01 ± 0,69 (.158 ± .027) |
| Q | 7,62 ± 0,5 (.300 ± .020) |
| OL3 | 4,82 ± 1,5 (.190 ± .020) |

Note: For residual magnetism level of 200 Gamma and shells and contacts with 50 micro inches (1,27m) gold plating, add NMBK52. Example DEMA15SMNMBK52 and shells with 50 microinches gold. For alternate PC tail modifiers (see tabulation), replace OL3 with M or Z. Example: DEM9SZNM

OL3 for HE501 connectors and ESA equivalents



Dimensions

| Shell size | A ± 0,38 (.015) | B ± 0,13 (.005) | C ± 0,13 (.005) | D ± 0,13 (.005) | E ± 0,38 (.015) | F ± 0,25 (.010) | W ± 0,368 (.0145) | K ± 0,317 (.0125) | L ± 0,25 (.010) |
|------------|--------------------|--------------------|--------------------|--------------------|--------------------|--------------------|----------------------|----------------------|--------------------|
| DE | 30,81 (1.213) | 16,33 (.643) | 24,99 (8,36) | 7,90 (.311) | 12,55 (.494) | 10,90 (.429) | 6,94 (.273) | 1,206 (.0475) | 0,76 (.030) |
| DA | 39,14 (1.541) | 24,66 (.971) | 33,32 (1.312) | 7,90 (.311) | 12,55 (.494) | 10,90 (.429) | 6,94 (.273) | 1,206 (.0475) | 0,76 (.030) |
| DB | 53,04 (2.088) | 38,38 (1.511) | 47,04 (1.852) | 7,90 (.311) | 12,55 (.494) | 10,90 (.429) | 6,94 (.273) | 1,206 (.0475) | 0,76 (.030) |
| DC | 69,32 (2.729) | 54,84 (2.159) | 63,50 (2.500) | 7,90 (.311) | 12,55 (.494) | 10,90 (.429) | 6,94 (.273) | 1,206 (.0475) | 0,76 (.030) |
| DD | 66,93 (2.635) | 52,42 (2.064) | 61,11 (2.406) | 10,74 (.423) | 15,37 (.605) | 10,90 (.429) | 6,94 (.273) | 1,206 (.0475) | 0,76 (.030) |
| DF | 69.34 (2.73) | 55,0 (2.16) | 63,50 (2.50) | 15,49 (0.61) | 20,07 (0.79) | 16,45 (.648) | 6,94 (.273) | 1,206 (.0475) | 0,76 (.030) |

Dimensions shown in inches (mm)
Specifications and dimensions subject to change

Cannon 90° PCB, Size 20 Military/High Reliability

90° Standard Density PC Tail

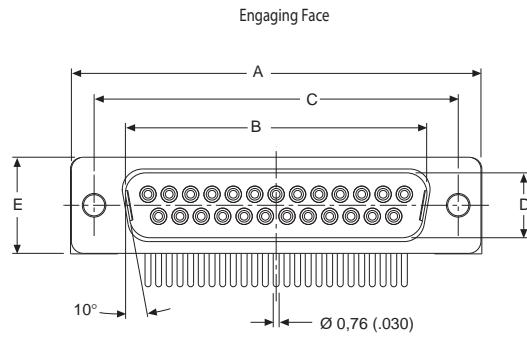
Plug

- For contact cavity arrangements, see pages C-44.
- For P.C. hole pattern, see pages C-46.
- For panel cutouts, see page C-49.

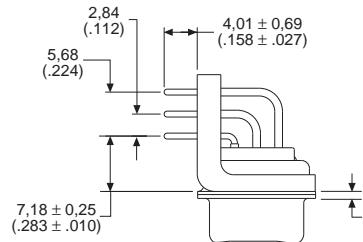
| Shell Size | Layout | Through Hole with bracket | Through Hole without bracket |
|------------|--------|---------------------------|------------------------------|
| DE | 9 | DEMM9PL | DEMM9P |
| DA | 15 | DAMM15PL | DEMM15P |
| DB | 25 | DBMM25PL | DEMM25P |
| DC | 37 | DCMM37PL | DEMM37P |
| DD | 50 | DDMM50PL | DEMM50P |

Note: For Residual Magnetism Level of 200 gamma, add NMBK52.
Example DEMA9PLNMBK52 contacts and shells have 50 microinches gold.
Shown with bracket, for version without bracket, use termination modifier "P".

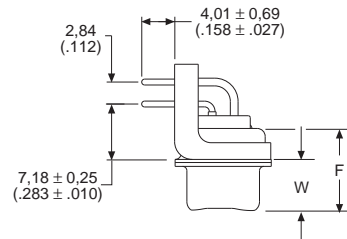
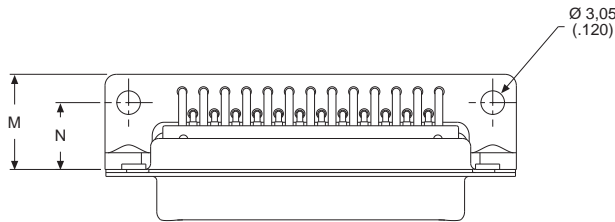
Size D



DD Configuration



Size E, A, B, C



| Shell size | A | B | C | D | E | F | W | W | K | K | L |
|------------|---------------|---------------|---------------|---------------|---------------|---------------|-----------------|---------------|-----------------|---------------|---------------|
| | ± 0,38 (.015) | ± 0,13 (.005) | ± 0,13 (.005) | ± 0,13 (.005) | ± 0,38 (.015) | ± 0,25 (.010) | ± 0,368 (.0145) | ± 0,41 (.016) | ± 0,317 (.0125) | ± 0,25 (.010) | ± 0,25 (.010) |
| DE | 30,81 (1.213) | 16,92 (.666) | 24,99 (8,36) | 8,36 (.329) | 12,55 (.494) | 10,72 (.422) | 6,693 (.2635) | - | 0,76 (.030) | 12,30 (.484) | 8,64 (.340) |
| DA | 39,14 (1.541) | 25,25 (.994) | 33,32 (1.312) | 8,36 (.329) | 12,55 (.494) | 10,72 (.422) | 6,693 (.2635) | - | 0,76 (.030) | 12,30 (.484) | 8,64 (.340) |
| DB | 53,04 (2.088) | 38,96 (1.534) | 47,04 (1.852) | 8,36 (.329) | 12,55 (.494) | 10,82 (.426) | - | 6,84 (.269) | 0,76 (.030) | 12,30 (.484) | 8,64 (.340) |
| DC | 69,32 (2.729) | 55,42 (2.182) | 63,50 (2.500) | 8,36 (.329) | 12,55 (.494) | 10,82 (.426) | - | 6,84 (.269) | 0,76 (.030) | 12,30 (.484) | 8,64 (.340) |
| DD | 66,93 (2.635) | 52,81 (2.079) | 61,11 (2.406) | 11,07 (.436) | 15,37 (.605) | 10,82 (.426) | - | 6,84 (.269) | 0,76 (.030) | 15,09 (.594) | 10,04 (.395) |



Dimensions shown in inches (mm)
Specifications and dimensions subject to change

90° High Density Plug PC Tail with Plastic Bracket

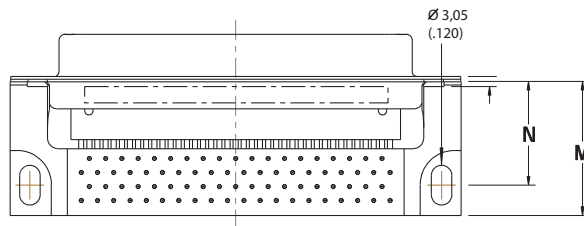
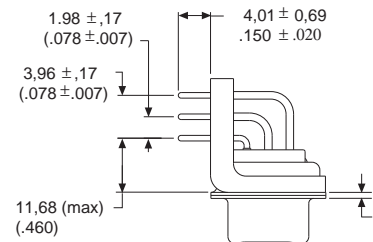
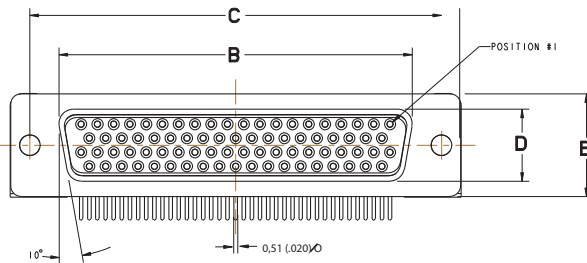
Plug

- For contact cavity arrangements, see pages C-44.
- For P.C. hole pattern, see pages C-48.
- For panel cutouts, see page C-49.

| Shell Size | Layout | Through Hole with bracket |
|------------|--------|---------------------------|
| DE | 15 | DEMA15PL |
| DA | 26 | DAMA26PL |
| DB | 44 | DBMA44PL |
| DC | 62 | DCMA62PL |
| DD | 78 | DDMA78PL |
| DF | 104 | DFMA104PLF216 |

Note: For Residual Magnetism Level of 200 gamma, add NMBK52. Example DEMA15PLNMBK52 contacts and shells have 50 microinches gold. Shown with bracket, for version without bracket, use termination modifier "P". "F" size shells use machined aluminum shells only.

Size D



| Shell size | A | B | C | D | E | F | W | W | K | M | N |
|------------|---------------|---------------|---------------|---------------|---------------|---------------|-----------------|---------------|-----------------|---------------|---------------|
| | ± 0,38 (.015) | ± 0,13 (.005) | ± 0,13 (.005) | ± 0,13 (.005) | ± 0,38 (.015) | ± 0,25 (.010) | ± 0,368 (.0145) | ± 0,41 (.016) | ± 0,317 (.0125) | ± 0,25 (.010) | ± 0,25 (.010) |
| DE | 30,81 (1.213) | 16,92 (.666) | 24,99 (8,36) | 8,36 (.329) | 12,55 (.494) | 10,72 (.422) | 6,693 (.2635) | - | 0,76 (.030) | 18,901 (.740) | 13,82 (.544) |
| DA | 39,14 (1.541) | 25,25 (.994) | 33,32 (1.312) | 8,36 (.329) | 12,55 (.494) | 10,72 (.422) | 6,693 (.2635) | - | 0,76 (.030) | 18,901 (.740) | 13,82 (.544) |
| DB | 53,04 (2.088) | 38,96 (1.534) | 47,04 (1.852) | 8,36 (.329) | 12,55 (.494) | 10,82 (.426) | - | 6,84 (.269) | 0,76 (.030) | 18,901 (.740) | 13,82 (.544) |
| DC | 69,32 (2.729) | 55,42 (2.182) | 63,50 (2.500) | 8,36 (.329) | 12,55 (.494) | 10,82 (.426) | - | 6,84 (.269) | 0,76 (.030) | 18,901 (.740) | 13,82 (.544) |
| DD | 66,93 (2.635) | 52,81 (2.079) | 61,11 (2.406) | 11,07 (.436) | 15,37 (.605) | 10,82 (.426) | - | 6,84 (.269) | 0,76 (.030) | 20,07 (.790) | 15,39 (.606) |
| DF | 69,32 (2.729) | 56,69 (2.232) | 63,50 (2.500) | 13,23 (.521) | 16,97 (.668) | 10,90 (.429) | - | 6,94 (.273) | 0,76 (.030) | 22,14 (.872) | 15,60 (.614) |

Dimensions shown in inches (mm)
Specifications and dimensions subject to change

Cannon 90° PCB, High Density Receptacle Military/High Reliability D-Subminiatures

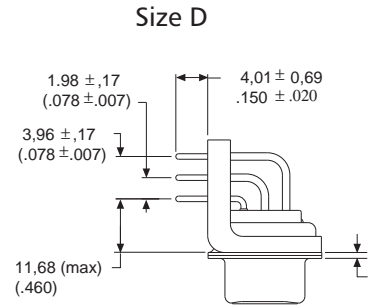
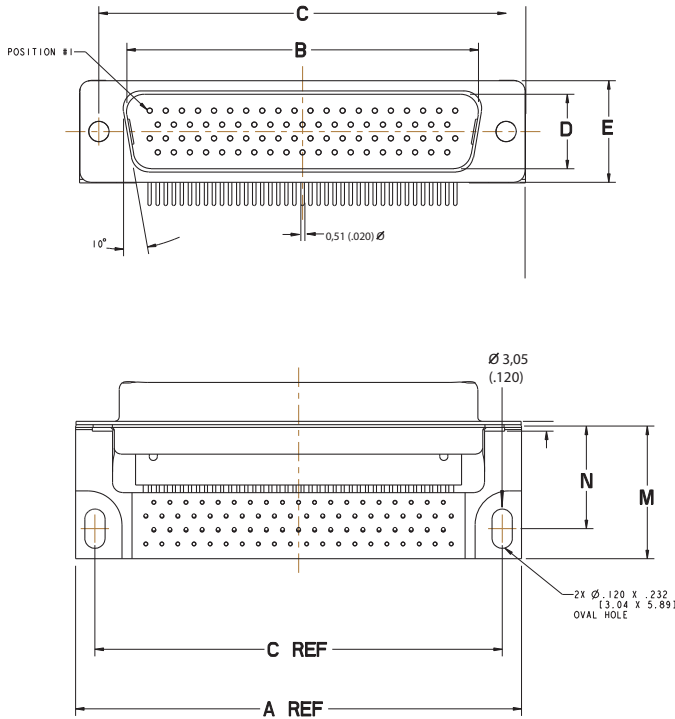
90° High Density PC Tail with Plastic Bracket

Receptacle

- For contact cavity arrangements, see pages C-44.
- For P.C. hole pattern, see pages C-48.
- For panel cutouts, see page C-49.

| Shell Size | Layout | Through Hole |
|------------|--------|---------------|
| DE | 15 | DEMA15SL |
| DA | 26 | DAMA26SL |
| DB | 44 | DBMA44SL |
| DC | 62 | DCMMA62SL |
| DD | 76 | DDMMA78SL |
| DF | 104 | DFMA104SLF216 |

Note: For Residual Magnetism Level of 200 gamma, add NMBK52.
Example DEMA15SLNMBK52 contacts and shells have 50 microinches gold.
Shown with bracket. For version without bracket use termination modifier "P".
"F" size shells use machined aluminum shells only.



Dimensions

| Shell size | A | B | C | D | E | F | W | L | M | N |
|------------|---------------|---------------|---------------|---------------|---------------|---------------|-----------------|---------------|---------------|---------------|
| | ± 0,38 (.015) | ± 0,13 (.005) | ± 0,13 (.005) | ± 0,13 (.005) | ± 0,38 (.015) | ± 0,25 (.010) | ± 0,368 (.0145) | ± 0,25 (.010) | ± 0,25 (.010) | ± 0,13 (.005) |
| DE | 30,81 (1.213) | 16,33 (.643) | 24,99 (8,36) | 7,90 (.311) | 12,55 (.494) | 10,90 (.429) | 6,94 (.273) | 0,76 (.030) | 18,90 (.740) | 13,82 (.544) |
| DA | 39,14 (1.541) | 24,66 (.971) | 33,32 (1.312) | 7,90 (.311) | 12,55 (.494) | 10,90 (.429) | 6,94 (.273) | 0,76 (.030) | 18,90 (.740) | 13,82 (.544) |
| DB | 53,04 (2.088) | 38,38 (1.511) | 47,04 (1.852) | 7,90 (.311) | 12,55 (.494) | 10,90 (.429) | 6,94 (.273) | 0,76 (.030) | 18,90 (.740) | 13,82 (.544) |
| DC | 69,32 (2.729) | 54,84 (2.159) | 63,50 (2.500) | 7,90 (.311) | 12,55 (.494) | 10,90 (.429) | 6,94 (.273) | 0,76 (.030) | 18,90 (.740) | 13,82 (.544) |
| DD | 66,93 (2.635) | 52,42 (2.064) | 61,11 (2.406) | 10,74 (.423) | 15,37 (.605) | 10,90 (.429) | 6,94 (.273) | 0,76 (.030) | 20,07 (.790) | 15,39 (.606) |
| DF | 69,32 (2.729) | 56,69 (2.232) | 63,50 (2.500) | 13,23 (.521) | 16,97 (.668) | 10,90 (.429) | 6,94 (.273) | 0,76 (.030) | 22,14 (.872) | 15,60 (.614) |



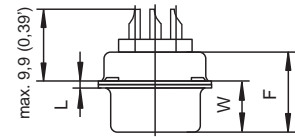
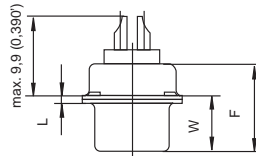
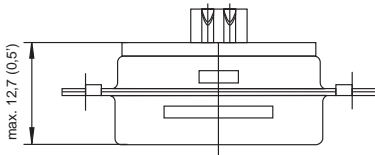
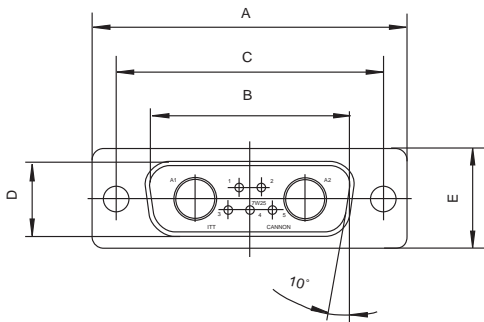
Dimensions shown in inches (mm)
Specifications and dimensions subject to change

Plug, Solder cup, sizes DE-DC, with empty size 8 cavities

Plug



- For contact cavity arrangements, see page C-43.
- Size 8 contacts, please refer to Combo D catalog.



Empty size 8 contact cavities with solder pot termination

| Shell size | Layout | INDUSTRIAL P/N with through hole | MILITARY/HI-REL P/N with through hole | NON-MAGNETIC/LOW OUTGASSING** P/N with through hole |
|------------|--------|----------------------------------|---------------------------------------|---|
| DE | 2W2 | DEM2W2PK87 | DEMM2W2P | DEM2W2PNMBK52 |
| DE | 2WK2 | DEM2WK2PK87 | DEMM2WK2P | DEM2WK2PNMBK52 |
| DE | 5W1 | DEM5W1PK87 | DEMM5W1P | DEM5W1PNMBK52 |
| DA | 7W2 | DAM7W2PK87 | DAMM7W2P | DAM7W2PNMBK52 |
| DA | 11W1 | DAM11W1PK87 | DAMM11W1P | DAM11W1PNMBK52 |
| DA | 3W3 | DAM3W3PK87 | DAMM3W3P | DAM3W3PNMBK52 |
| DA | 3WK3 | DAM3WK3PK87 | DAMM3WK3P | DAM3WK3PNMBK52 |
| DB | 5W5 | DBM5W5PK87 | DBMM5W5P | DBM5W5PNMBK52 |
| DB | 9W4 | DBM9W4PK87 | DBMM9W4P | DBM9W4PNMBK52 |
| DB | 13W3 | DBM13W3PK87 | DBMM13W3P | DBM13W3PNMBK52 |
| DB | 17W2 | DBM17W2PK87 | DBMM17W2P | DBM17W2PNMBK52 |
| DB | 21W1 | DBM21W1PK87 | DBMM21W1P | DBM21W1PNMBK52 |
| DC | 8W8 | DCM8W8PK87 | DCMM8W8P | DCM8W8PNMBK52 |
| DC | 13W6 | DCM13W6PK87 | DCMM13W6P | DCM13W6PNMBK52 |
| DC | 17W5 | DCM17W5PK87 | DCMM17W5P | DCM17W5PNMBK52 |
| DC | 21WA4 | DCM21WA4PK87 | DCMM21WA4P | DCM21WA4PNMBK52 |
| DC | 25W3 | DCM25W3PK87 | DCMM25W3P | DCM25W3PNMBK52 |
| DC | 27W2 | DCM27W2PK87 | DCMM27W2P | DCM27W2PNMBK52 |
| DD | 24W1 | DDM24W1SA197 | DDMM24W1S | DDM24W1SNMBK52 |
| DD | 36W4 | DDM36W4SA197 | DDMM36W4S | DDM36W4SNMBK52 |
| DD | 43W2 | DDM43W2SA197 | DDMM43W2S | DDM43W2SNMBK52 |
| DD | 47W1 | DDM47W1SA197 | DDMM47W1S | DDM47W1SNMBK52 |

*For clinch nut 4-40 UNC thread add "E", for float mount add "Y" after D*M designation (Ex. DCMME27W2P, DGM27W2PK87) 2W2/2WK2, 3W3/3WK3 (keyed) 5W5 and 8W8 without signal contacts.

** Hardware Modifier not allowed on Non-Magnetic/Low Outgassing Versions; consult factory for more information

Dimensions

| Shell size | A | B | C | D | E | F | W | W | K | K | L |
|------------|---------------|---------------|---------------|---------------|---------------|---------------|-----------------|---------------|-----------------|---------------|---------------|
| | ± 0,38 (.015) | ± 0,13 (.005) | ± 0,13 (.005) | ± 0,13 (.005) | ± 0,38 (.015) | ± 0,25 (.010) | ± 0,368 (.0145) | ± 0,41 (.016) | ± 0,317 (.0125) | ± 0,25 (.010) | ± 0,25 (.010) |
| DE | 30,81 (1.213) | 16,92 (.666) | 24,99 (.984) | 8,36 (.329) | 12,55 (.494) | 10,72 (.422) | 6,693 (.2635) | — | 1,206 (.0475) | — | 0,76 (.030) |
| DA | 39,14 (1.541) | 25,25 (.994) | 33,32 (1.312) | 8,36 (.329) | 12,55 (.494) | 10,72 (.422) | 6,693 (.2635) | — | 1,206 (.0475) | — | 0,76 (.030) |
| DB | 53,04 (2.088) | 38,96 (1.534) | 47,04 (1.852) | 8,36 (.329) | 12,55 (.494) | 10,82 (.426) | — | 6,84 (.269) | — | 1,52 (.060) | 0,99 (.039) |
| DC | 69,32 (2.729) | 55,42 (2.182) | 63,50 (2.500) | 8,36 (.329) | 12,55 (.494) | 10,82 (.426) | — | 6,84 (.269) | — | 1,52 (.060) | 0,99 (.039) |
| DF | 66,93 (2.635) | 51,81 (2.079) | 61,11 (2.406) | 11,07 (.436) | 15,37 (.605) | 10,82 (.426) | — | 6,84 (.269) | — | 1,52 (.060) | 0,99 (.039) |

Dimensions shown in inches (mm)
Specifications and dimensions subject to change

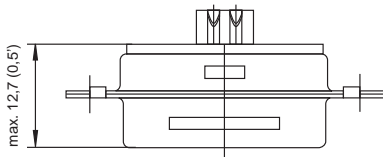
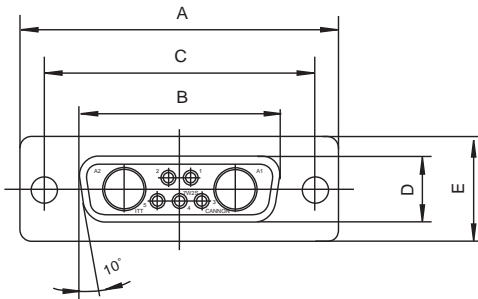
Cannon Combo-D, Solder Cup Military/High Reliability

Receptacle, Solder cup, sizes DE-DC, with empty size 8 cavities

Receptacle



- For contact cavity arrangements, see page C-43.
- Size 8 contacts, please refer to Combo D catalog.

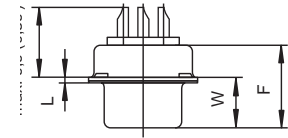
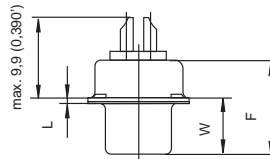


Empty size 8 contact cavities with solder pot termination

| Shell size | Layout | INDUSTRIAL P/N with through hole | MILITARY/HI-REL P/N with through hole | NON-MAGNETIC/LOW OUTGASSING** P/N with through hole |
|------------|--------|----------------------------------|---------------------------------------|---|
| DE | 2W2 | DEM2W2SA197 | DEMM2W2S | DEM2W2SNMBK52 |
| DE | 2WK2 | DEM2WK2SA197 | DEMM2WK2S | DEM2WK2SNMBK52 |
| DE | 5W1 | DEM5W1SA197 | DEMM5W1S | DEM5W1SNMBK52 |
| DA | 7W2 | DAM7W2SA197 | DAMM7W2S | DAM7W2SNMBK52 |
| DA | 11W1 | DAM11W1SA197 | DAMM11W1S | DAM11W1SNMBK52 |
| DA | 3W3 | DAM3W3SA197 | DAMM3W3S | DAM3W3SNMBK52 |
| DA | 3WK3 | DAM3WK3SA197 | DAMM3WK3S | DAM3WK3SNMBK52 |
| DB | 5W5 | DBM5W5SA197 | DBMM5W5S | DBM5W5SNMBK52 |
| DB | 9W4 | DBM9W4SA197 | DBMM9W4S | DBM9W4SNMBK52 |
| DB | 13W3 | DBM13W3SA197 | DBMM13W3S | DBM13W3SNMBK52 |
| DB | 17W2 | DBM17W2SA197 | DBMM17W2S | DBM17W2SNMBK52 |
| DB | 21W1 | DBM21W1SA197 | DBMM21W1S | DBM21W1SNMBK52 |
| DC | 8W8 | DCM8W8SA197 | DCMM8W8S | DCM8W8SNMBK52 |
| DC | 13W6 | DCM13W6SA197 | DCMM13W6S | DCM13W6SNMBK52 |
| DC | 17W5 | DCM17W5SA197 | DCMM17W5S | DCM17W5SNMBK52 |
| DC | 21WA4 | DCM21WA4SA197 | DCMM21WA4S | DCM21WA4SNMBK52 |
| DC | 25W3 | DCM25W3SA197 | DCMM25W3S | DCM25W3SNMBK52 |
| DC | 27W2 | DCM27W2SA197 | DCMM27W2S | DCM27W2SNMBK52 |
| DD | 24W1 | DDM24W1SA197 | DDMM24W1S | DDM24W1SNMBK52 |
| DD | 36W4 | DDM36W4SA197 | DDMM36W4S | DDM36W4SNMBK52 |
| DD | 43W2 | DDM43W2SA197 | DDMM43W2S | DDM43W2SNMBK52 |
| DD | 47W1 | DDM47W1SA197 | DDMM47W1S | DDM47W1SNMBK52 |

*For clinch nut 4-40 UNC thread add "E", for float mount add "V" after D*M designation (Ex. DCMME27W2P, DGM27W2PK87) 2W2/2WK2, 3W3/3WK3 (keyed) 5W5 and 8W8 without signal contacts.

** Hardware Modifier not allowed on Non-Magnetic/Low Outgassing Versions; consult factory for more information



Dimensions

| Shell size | A | B | C | D | E | F | W | K | L |
|------------|---------------|---------------|---------------|---------------|---------------|---------------|---------------|-----------------|---------------|
| | ± 0,38 (.015) | ± 0,13 (.005) | ± 0,13 (.005) | ± 0,13 (.005) | ± 0,38 (.015) | ± 0,25 (.010) | ± 0,38 (.015) | ± 0,317 (.0125) | ± 0,25 (.010) |
| DE | 30,81 (1.213) | 16,33 (.643) | 24,99 (.984) | 7,90 (.311) | 12,55 (.494) | 10,90 (.429) | 6,94 (.273) | 1,206 (.0475) | 0,76 (.030) |
| DA | 39,14 (1.541) | 24,65 (.971) | 33,32 (1.312) | 7,90 (.311) | 12,55 (.494) | 10,90 (.429) | 6,94 (.273) | 1,206 (.0475) | 0,76 (.030) |
| DB | 53,04 (2.088) | 38,38 (1.511) | 47,04 (1.852) | 7,90 (.311) | 12,55 (.494) | 10,90 (.429) | 6,94 (.273) | 1,206 (.0475) | 0,76 (.030) |
| DC | 69,32 (2.729) | 54,84 (2.159) | 63,50 (2.500) | 7,90 (.311) | 12,55 (.494) | 10,90 (.429) | 6,94 (.273) | 1,206 (.0475) | 0,76 (.030) |
| DD | 66,93 (2.635) | 52,42 (2.064) | 61,11 (2.406) | 10,74 (.423) | 15,37 (.605) | 10,90 (.429) | 6,94 (.273) | 1,206 (.0475) | 0,76 (.030) |



Dimensions shown in inches (mm)
Specifications and dimensions subject to change

www.ittcannon.com

Coaxial Straight PCB Plug, sizes DE-DD

Plug



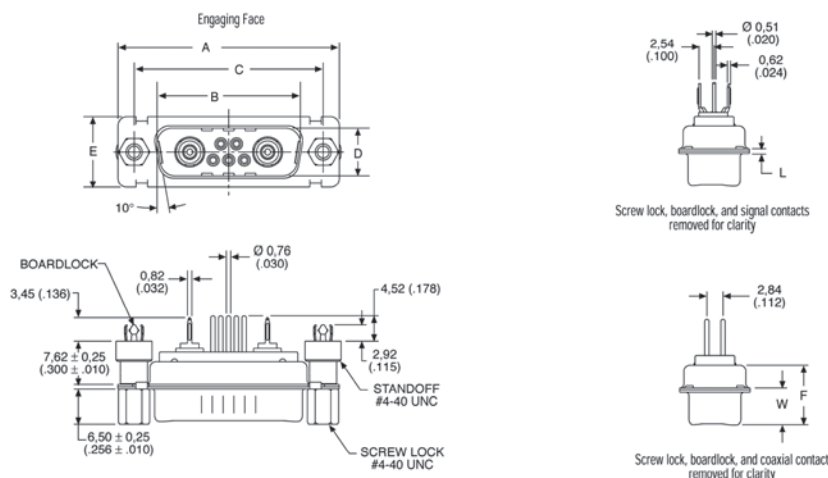
- For contact cavity arrangements, see page C-43.
- For pcb hole pattern, see Combo D Catalog.

75 Ohm* coax inserted with straight contacts
and standoff with UNC 4-40 thread

| Shell size | Layout | 75 OHM INDUSTRIAL | | 50 OHM MILITARY/HI-REL | | NON-MAGNETIC/LOW OUTGASSING*** |
|------------|--------|-----------------------|--------------------|------------------------|------------------------|--------------------------------|
| | | P/N without Boardlock | P/N with Boardlock | P/N without Boardlock | P/N with UNC Boardlock | P/N with Gold Plating |
| DE | 2W2 | DEM2C2P-NK87 | DEM2C2P-NK87 | DEMMV2X2P-N | DEMMZ2X2P-N | DEM2X2P-NNMBK52 |
| DE | 2WK2 | DEM2CK2P-NK87 | DEM2CK2P-NK87 | DEMMV2XK2P-N | DEMMZ2XK2P-N | DEM2XK2P-NNMBK52 |
| DE | 5W1 | DEM5C1P-NK87 | DEM5C1P-NK87 | DEMMV5X1P-N | DEMMZ5X1P-N | DEM5X1P-NNMBK52 |
| DA | 7W2 | DAM7C2P-NK87 | DAM7C2P-NK87 | DAMMV7X2P-N | DAMMZ7X2P-N | DAM7X2P-NNMBK52 |
| DA | 7W2 | DAMV7C2P-NAK87 | DAMZ7C2P-NAK87 | DAMMV7X2P-N | DAMMZ7X2P-N | DAM7X2P-NNMBK52 |
| DA | 11W1 | DAMV11C1P-NK87 | DAMZ11C1P-NK87 | DAMMV11X1P-N | DAMMZ11X1P-N | DAM11X1P-NNMBK52 |
| DA | 3W3 | DAMV3C3P-NK87 | DAMZ3C3P-NK87 | DAMMV3X3P-N | DAMMZ3X3P-N | DAM3X3P-NNMBK52 |
| DA | 3WK3 | DAMV3CK3P-NK87 | DAMZ3CK3P-NK87 | DAMMV3XK3P-N | DAMMZ3XK3P-N | DAM3XK3P-NNMBK52 |
| DB | 5W5 | DBMV5C5P-NK87 | DBMZ5C5P-NK87 | DBMMV5X5P-N | DBMMZ5X5P-N | DBM5X5P-NNMBK52 |
| DB | 9W4 | DBMV9C4P-NK87 | DBMZ9C4P-NK87 | DBMMV9X4P-N | DBMMZ9X4P-N | DBM9X4P-NNMBK52 |
| DB | 13W3 | DBMV13C3P-NK87 | DBMZ13C3P-NK87 | DBMMV13X3P-N | DBMMZ13X3P-N | DBM13X3P-NNMBK52 |
| DB | 17W2 | DBMV17C2P-NK87 | DBMZ17C2P-NK87 | DBMMV17X2P-N | DBMMZ17X2P-N | DBM17X2P-NNMBK52 |
| DB | 21W1 | DBMV21C1P-NK87 | DBMZ21C1P-NK87 | DBMMV21X1P-N | DBMMZ21X1P-N | DBM21X1P-NNMBK52 |
| DC | 8W8 | DCMV8C8P-NK87 | DCMZ8C8P-NK87 | DCMMV8X8P-N | DCMMZ8X8P-N | DCM8X8P-NNMBK52 |
| DC | 13W6 | DCMV13C6P-NK87 | DCMZ13C6P-NK87 | DCMMV13X6P-N | DCMMZ13X6P-N | DCM13X6P-NNMBK52 |
| DC | 17W5 | DCMV17C5P-NK87 | DCMZ17C5P-NK87 | DCMMV17X5P-N | DCMMZ17X5P-N | DCM17X5P-NNMBK52 |
| DC | 21WA4 | DCMV21CA4P-NK87 | DCMZ21CA4P-NK87 | DCMMV21XA4P-N | DCMMZ21XA4P-N | DCM21XA4P-NNMBK52 |
| DC | 25W3 | DCMV25C3P-NK87 | DCMZ25C3P-NK87 | DCMMV25X3P-N | DCMMZ25X3P-N | DCM25X3P-NNMBK52 |
| DC | 27W2 | DCMV27C2P-NK87 | DCMZ27C2P-NK87 | DCMMV27X2P-N | DCMMZ27X2P-N | DCM27X2P-NNMBK52 |
| DD | 24W7 | DDMV24C7P-NK87 | DDMZ24C7P-NK87 | DDMMV24X7P-N | DDMMZ24X7P-N | DDM24X7P-NNMBK52 |
| DD | 36W4 | DDMV36C4P-NK87 | DDMZ36C4P-NK87 | DDMMV36X4P-N | DDMMZ36X4P-N | DDM36X4P-NNMBK52 |
| DD | 43W2 | DDMV43C2P-NK87 | DDMZ43C2P-NK87 | DDMMV43X2P-N | DDMMZ43X2P-N | DDM43X2P-NNMBK52 |
| DD | 47W1 | DDMV47C1P-NK87 | DDMZ47C1P-NK87 | DDMMV47X1P-N | DDMMZ47X1P-N | DDM47X1P-NNMBK52 |

* For 50 ohm coaxial inserts replace C with X, e.g.:DDMZ43C2P-N becomes DDMZ43X2P-N. For M-3 and other hardware options, see Combo D Catalog.

*** Hardware Modifier not allowed with Non Magnetic/ Low Outgassing Combo-D- Contact factory for more information



Dimensions

| Shell size | A ± 0,38 (.015) | B ± 0,13 (.005) | C ± 0,13 (.005) | D ± 0,13 (.005) | E ± 0,38 (.015) | F ± 0,25 (.010) | W ± 0,368 (.0145) | W ± 0,41 (.016) | L ± 0,25 (.010) |
|------------|--------------------|--------------------|--------------------|--------------------|--------------------|--------------------|----------------------|--------------------|--------------------|
| DE | 30,81 (1.213) | 16,92 (.665) | 24,99 (.984) | 8,36 (.329) | 12,55 (.494) | 10,72 (.422) | 6,693 (.2635) | — | 0,76 (.030) |
| DA | 39,14 (1.541) | 25,25 (.994) | 33,32 (1.312) | 8,36 (.329) | 12,55 (.494) | 10,72 (.422) | 6,693 (.2635) | — | 0,76 (.030) |
| DB | 53,04 (2.088) | 38,96 (1.534) | 47,04 (1.852) | 8,36 (.329) | 12,55 (.494) | 10,82 (.426) | — | 6,84 (.269) | 0,99 (.039) |
| DC | 69,32 (2.729) | 55,42 (2.182) | 63,50 (2.500) | 8,36 (.329) | 12,55 (.494) | 10,82 (.426) | — | 6,84 (.269) | 0,99 (.039) |
| DD | 66,93 (2.635) | 52,81 (2.079) | 61,11 (2.406) | 11,07 (.436) | 15,37 (.605) | 10,82 (.426) | 6,84 (.269) | 0,99 (.039) | — |

Dimensions shown in inches (mm)
Specifications and dimensions subject to change

Coax Straight PCB Receptacle DE-DD

Coaxial Straight PCB Receptacle, sizes DE-DD

Receptacle



- For contact cavity arrangements, see page C-43.
- For pcb hole pattern, see Combo D Catalog.

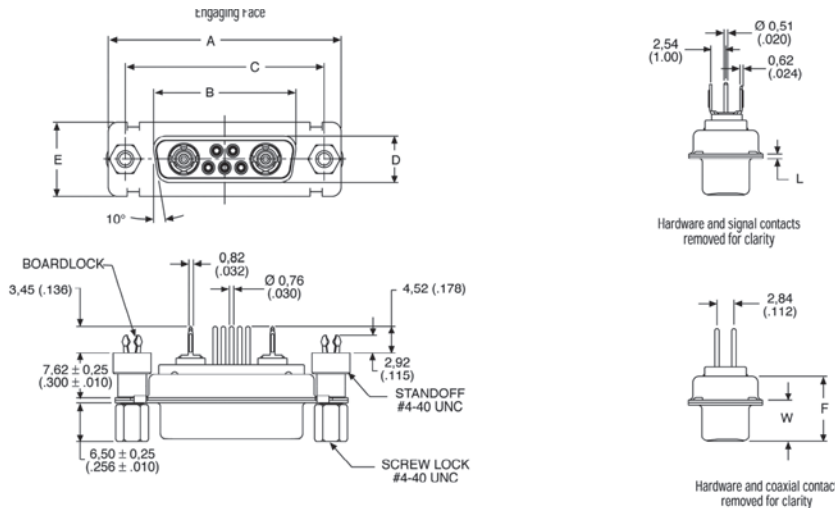
75 Ohm* coax inserted with straight contacts and standoff with UNC 4-40 thread

| Shell size | Layout | 75 OHM INDUSTRIAL | | 50 OHM MILITARY/HI-REL | | 50 OHM NON-MAGNETIC/LOW OUTGASSING*** |
|------------|--------|-----------------------|--------------------|------------------------|------------------------|---------------------------------------|
| | | P/N without Boardlock | P/N with Boardlock | P/N without Boardlock | P/N with UNC Boardlock | P/N with Gold Plating |
| DE | 2W2 | DEMV2C2S-NA197 | DEMZ2C2S-NA197 | DEMMV2X2S-N | DEMMZ2X2S-N | DEM2X2S-NNMBK52 |
| DE | 2WK2 | DEMV2CK2S-NA197 | DEMZ2CK2S-NA197 | DEMMV2XK2S-N | DEMMZ2XK2S-N | DEM2XK2S-NNMBK52 |
| DE | 5W1 | DEMV5C1S-NA197 | DEMZ5C1S-NA197 | DEMMV5X1S-N | DEMMZ5X1S-N | DEM5X1S-NNMBK52 |
| DA | 7W2 | DAMV7C2S-NA197 | DAMZ7C2S-NA197 | DAMMV7X2S-N | DAMMZ7X2S-N | DAM7X2S-NNMBK52 |
| DA | 11W1 | DAMV11C1S-NA197 | DAMZ11C1S-NA197 | DAMMV11X1S-N | DAMMZ11X1S-N | DAM11X1S-NNMBK52 |
| DA | 3W3 | DAMV3C3S-NA197 | DAMZ3C3S-NA197 | DAMMV3X3S-N | DAMMZ3X3S-N | DAM3X3S-NNMBK52 |
| DA | 3WK3 | DAMV3CK3S-NA197 | DAMZ3CK3S-NA197 | DAMMV3XK3S-N | DAMMZ3XK3S-N | DAM3XK3S-NNMBK52 |
| DB | 5W5 | DBMV5C5S-NA197 | DBMZ5C5S-NA197 | DBMMV5X5S-N | DBMMZ5X5S-N | DBM5X5S-NNMBK52 |
| DB | 9W4 | DBMV9C4S-NA197 | DBMZ9C4S-NA197 | DBMMV9X4S-N | DBMMZ9X4S-N | DBM9X4S-NNMBK52 |
| DB | 13W3 | DBMV13C3S-NA197 | DBMZ13C3S-NA197 | DBMMV13X3S-N | DBMMZ13X3S-N | DBM13X3S-NNMBK52 |
| DB | 17W2 | DBMV17C2S-NA197 | DBMZ17C2S-NA197 | DBMMV17X2S-N | DBMMZ17X2S-N | DBM17X2S-NNMBK52 |
| DB | 21W1 | DBMV21C1S-NA197 | DBMZ21C1S-NA197 | DBMMV21X1S-N | DBMMZ21X1S-N | DBM21X1S-NNMBK52 |
| DC | 8W8 | DCMV8C8S-NA197 | DCMZ8C8S-NA197 | DCMMV8X8S-N | DCMMZ8X8S-N | DCM8X8S-NNMBK52 |
| DC | 13W6 | DCMV13C6S-NA197 | DCMZ13C6S-NA197 | DCMMV13X6S-N | DCMMZ13X6S-N | DCM13X6S-NNMBK52 |
| DC | 17W5 | DCMV17C5S-NA197 | DCMZ17C5S-NA197 | DCMMV17X5S-N | DCMMZ17X5S-N | DCM17X5S-NNMBK52 |
| DC | 21WA4 | DCMV21CA4S-NA197 | DCMZ21CA4S-NA197 | DCMMV21XA4S-N | DCMMZ21XA4S-N | DCM21XA4S-NNMBK52 |
| DC | 25W3 | DCMV25C3S-NA197 | DCMZ25C3S-NA197 | DCMMV25X3S-N | DCMMZ25X3S-N | DCM25X3S-NNMBK52 |
| DC | 27W2 | DCMV27C2S-NA197 | DCMZ27C2S-NA197 | DCMMV27X2S-N | DCMMZ27X2S-N | DCM27X2S-NNMBK52 |
| DD | 24W7 | DDMV24C7S-NA197 | DDMZ24C7S-NA197 | DDMMV24X7S-N | DDMMZ24X7S-N | DDM24X7S-NNMBK52 |
| DD | 36W4 | DDMV36C4S-NA197 | DDMZ36C4S-NA197 | DDMMV36X4S-N | DDMMZ36X4S-N | DDM36X4S-NNMBK52 |
| DD | 43W2 | DDMV43C2S-NA197 | DDMZ43C2S-NA197 | DDMMV43X2S-N | DDMMZ43X2S-N | DDM43X2S-NNMBK52 |
| DD | 47W1 | DDMV47C1S-NA197 | DDMZ47C1S-NA197 | DDMMV47X1S-N | DDMMZ47X1S-N | DDM47X1S-NNMBK52 |

* For 50 ohm coaxial inserts replace C with X, e.g.:DDMZ43C2S-N becomes DDMZ43X2S-N.

**For M-3 and other hardware options, see Combo D Catalog.

*** Hardware Modifier not allowed with Non Magnetic/ Low Outgassing Combo-D- Contact factory for more information



Dimensions

| Shell size | A ± 0,38 (.015) | B ± 0,13 (.005) | C ± 0,13 (.005) | D ± 0,13 (.005) | E ± 0,38 (.015) | F ± 0,25 (.010) | W ± 0,38 (.015) | L ± 0,25 (.010) |
|------------|--------------------|--------------------|--------------------|--------------------|--------------------|--------------------|--------------------|--------------------|
| DE | 30,81 (1.213) | 16,33 (.643) | 24,99 (.984) | 7,90 (.311) | 12,55 (.494) | 10,90 (.429) | 6,94 (.273) | 0,76 (.030) |
| DA | 39,14 (1.541) | 24,65 (.971) | 33,32 (1.312) | 7,90 (.311) | 12,55 (.494) | 10,90 (.429) | 6,94 (.273) | 0,76 (.030) |
| DB | 53,04 (2.088) | 38,38 (1.511) | 47,04 (1.852) | 7,90 (.311) | 12,55 (.494) | 10,90 (.429) | 6,94 (.273) | 0,76 (.030) |
| DC | 69,32 (2.729) | 54,84 (2.159) | 63,50 (2.500) | 7,90 (.311) | 12,55 (.494) | 10,90 (.429) | 6,94 (.273) | 0,76 (.030) |
| DD | 66,93 (2.635) | 52,42 (2.064) | 61,11 (2.406) | 10,74 (.423) | 15,37 (.605) | 10,90 (.429) | 6,94 (.273) | 0,76 (.030) |




Dimensions shown in inches (mm)
Specifications and dimensions subject to change

www.ittcannon.com

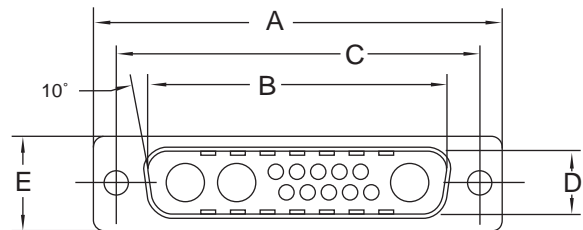
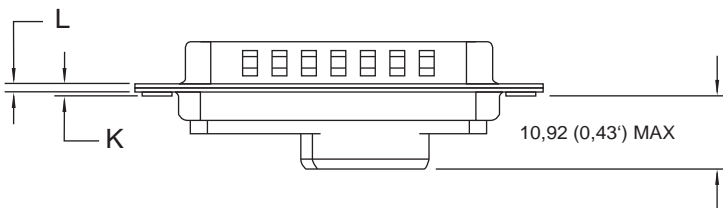
Plug, Crimp Cable Connectors without Contacts, Sizes DE-DD

Plug



- For contact cavity arrangements, see page C-43
- For crimp contacts size 20, see page C-13.
- Size 8 contacts, please refer to Combo D catalog.

| Shell size | Layout | INDUSTRIAL Part number | MILITARY/HI-REL Part number | NON-MAGNETIC/LOW OUTGASSING** Part number |
|------------|--------|------------------------|-----------------------------|---|
| DE | 2W2 | DEA2W2PK87FO | DEA2W2PFO | DEA2W2PNMBK47FO |
| DE | 2WK2 | DEA2WK2PK87FO | DEA2WK2PFO | DEA2WK2PNMBK47FO |
| DA | 7W2 | DAA7W2PK87FO | DAA7W2PFO | DAA7W2PNMBK47FO |
| DA | 11W1 | DAA11W1PK87FO | DAA11W1PFO | DAA11W1PNMBK47FO |
| DA | 3W3 | DAA3W3PK87FO | DAA3W3PFO | DAA3W3PNMBK47FO |
| DA | 3WK3 | DAA3WK3PK87FO | DAA3WK3PFO | DAA3WK3PNMBK47FO |
| DB | 5W5 | DBA5W5PK87FO | DBA5W5PFO | DBA5W5PNMBK47FO |
| DB | 9W4 | DBA9W4PK87FO | DBA9W4PFO | DBA9W4PNMBK47FO |
| DB | 13W3 | DBA13W3PK87FO | DBA13W3PFO | DBA13W3PNMBK47FO |
| DB | 17W2 | DBA17W2PK87FO | DBA17W2PFO | DBA17W2PNMBK47FO |
| DB | 21W1 | DBA21W1PK87FO | DBA21W1PFO | DBA21W1PNMBK47FO |
| DC | 8W8 | DCA8W8PK87FO | DCA8W8PFO | DCA8W8PNMBK47FO |
| DC | 21WA4 | DCA21WA4PK87FO | DCA21WA4PFO | DCA21WA4PNMBK47FO |
| DD | 24W7 | DDA24W7PK87FO | DDA24W7PFO | DDA24W7PNMBK47FO |
| DD | 36W4 | DDA36W4PK87FO | DDA36W4PFO | DDA36W4PNMBK47FO |
| DD | 43W2 | DDA43W2PK87FO | DDA43W2PFO | DDA43W2PNMBK47FO |



Dimensions


| Shell size | A ± 0,38 (.015) | B ± 0,13 (.005) | C ± 0,13 (.005) | D ± 0,13 (.005) | E ± 0,38 (.015) | F ± 0,25 (.010) | W ± 0,368 (.0145) | W ± 0,41 (.016) | K ± 0,317 (.0125) | K ± 0,25 (.010) | L ± 0,25 (.010) |
|------------|--------------------|--------------------|--------------------|--------------------|--------------------|--------------------|----------------------|--------------------|----------------------|--------------------|--------------------|
| DE | 30,81 (1.213) | 16,92 (.666) | 24,99 (.984) | 8,36 (.329) | 12,55 (.494) | 10,72 (.422) | 6,693 (.2635) | — | 1,206 (.0475) | — | 0,76 (.030) |
| DA | 39,14 (1.541) | 25,25 (.994) | 33,32 (1.312) | 8,36 (.329) | 12,55 (.494) | 10,72 (.422) | 6,693 (.2635) | — | 1,206 (.0475) | — | 0,76 (.030) |
| DB | 53,04 (2.088) | 38,96 (1.534) | 47,04 (1.852) | 8,36 (.329) | 12,55 (.494) | 10,82 (.426) | — | 6,84 (.269) | — | 1,52 (.060) | 0,99 (.039) |
| DC | 69,32 (2.729) | 55,42 (2.182) | 63,50 (2,500) | 8,36 (.329) | 12,55 (.494) | 10,82 (.426) | — | 6,84 (.269) | — | 1,52 (.060) | 0,99 (.039) |
| DD | 66,93 (2.635) | 52,81 (2.079) | 61,11 (2,406) | 11,07 (.436) | 15,37 (.605) | 10,82 (.426) | — | 6,84 (.269) | — | 1,52 (.060) | 0,99 (.039) |

Dimensions shown in inches (mm)
Specifications and dimensions subject to change

Cannon Combo-D, Crimp Military/High Reliability

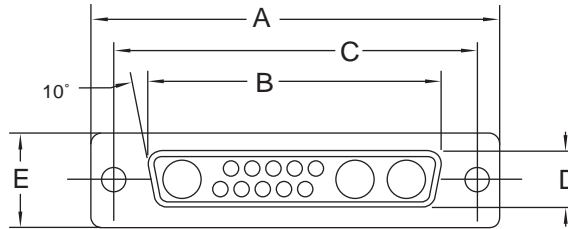
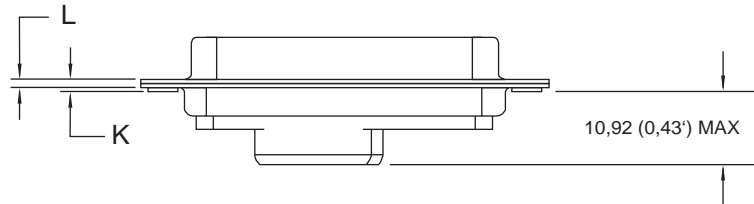
Receptacle, Crimp Cable Connectors without Contacts, Sizes DE-DD

Receptacle



- For contact cavity arrangements, see page C-43.
- For crimp contacts size 20, see page C-13.
- Size 8 contacts, please refer to Combo D catalog.

| Shell size | Layout | INDUSTRIAL Part number | MILITARY/HI-REL Part number | NON-MAGNETIC/LOW OUTGASSING** Part number |
|------------|--------|------------------------|-----------------------------|---|
| DE | 2W2 | DEA2W2SA197FO | DEA2W2SFO | DEA2W2SNMBK47FO |
| DE | 2WK2 | DEA2WK2SA197FO | DEA2WK2SFO | DEA2WK2SNMBK47FO |
| DA | 7W2 | DAA7W2SA197FO | DAA7W2SFO | DAA7W2SNMBK47FO |
| DA | 11W1 | DAA11W1SA197FO | DAA11W1SFO | DAA11W1SNMBK47FO |
| DA | 3W3 | DAA3W3SA197FO | DAA3W3SFO | DAA3W3SNMBK47FO |
| DA | 3WK3 | DAA3WK3SA197FO | DAA3WK3SFO | DAA3WK3SNMBK47FO |
| DB | 5W5 | DBA5W5SA197FO | DBA5W5SFO | DBA5W5SNMBK47FO |
| DB | 9W4 | DBA9W4SA197FO | DBA9W4SFO | DBA9W4SNMBK47FO |
| DB | 13W3 | DBA13W3SA197FO | DBA13W3SFO | DBA13W3SNMBK47FO |
| DB | 17W2 | DBA17W2SA197FO | DBA17W2SFO | DBA17W2SNMBK47FO |
| DB | 21W1 | DBA21W1SA197FO | DBA21W1SFO | DBA21W1SNMBK47FO |
| DC | 8W8 | DCA8W8SA197FO | DCA8W8SFO | DCA8W8SNMBK47FO |
| DC | 21WA4 | DCA21WA4SA197FO | DCA21WA4SFO | DCA21WA4SNMBK47FO |
| DD | 24W7 | DDA24W7SA197FO | DDA24W7SFO | DDA24W7SNMBK47FO |
| DD | 36W4 | DDA36W4SA197FO | DDA36W4SFO | DDA36W4SNMBK47FO |
| DD | 43W2 | DDA43W2SA197FO | DDA43W2SFO | DDA43W2SNMBK47FO |



Dimensions


| Shell size | A | B | C | D | E | F | W | K | L |
|------------|---------------|---------------|---------------|---------------|---------------|---------------|---------------|-----------------|---------------|
| | ± 0,38 (.015) | ± 0,13 (.005) | ± 0,13 (.005) | ± 0,13 (.005) | ± 0,38 (.015) | ± 0,25 (.010) | ± 0,38 (.015) | ± 0,317 (.0125) | ± 0,25 (.010) |
| DE | 30,81 (1.213) | 16,33 (.643) | 24,99 (.984) | 7,90 (.311) | 12,55 (.494) | 10,90 (.429) | 6,94 (.273) | 1,206 (.0475) | 0,76 (.030) |
| DA | 39,14 (1.541) | 24,65 (.971) | 33,32 (1.312) | 7,90 (.311) | 12,55 (.494) | 10,90 (.429) | 6,94 (.273) | 1,206 (.0475) | 0,76 (.030) |
| DB | 53,04 (2.088) | 38,38 (1.511) | 47,04 (1.852) | 7,90 (.311) | 12,55 (.494) | 10,90 (.429) | 6,94 (.273) | 1,206 (.0475) | 0,76 (.030) |
| DC | 69,32 (2.729) | 54,84 (2.159) | 63,50 (2.500) | 7,90 (.311) | 12,55 (.494) | 10,90 (.429) | 6,94 (.273) | 1,206 (.0475) | 0,76 (.030) |
| DD | 66,93 (2.635) | 52,42 (2.064) | 61,11 (2.406) | 10,74 (.423) | 15,37 (.494) | 10,90 (.429) | 6,94 (.273) | 1,206 (.0475) | 0,76 (.030) |



Dimensions shown in inches (mm)
Specifications and dimensions subject to change

40 A High Power Straight PCB Plug, Sizes DE-DC

Plug



- For contact cavity arrangements, see page C-43.
- For pcb hole pattern, see Combo D Catalog.

40 A High power inserted with straight contacts and standoff with UNC 4-40 thread

| Shell size | Layout | INDUSTRIAL | | MILITARY/Hi-REL | | NON-MAGNETIC*/LOW OUTGASSING** | |
|------------|--------|-----------------------|--------------------|-----------------------|------------------------|--------------------------------|-----------------------|
| | | P/N without Boardlock | P/N with Boardlock | P/N without Boardlock | P/N with UNC Boardlock | P/N without Boardlock | P/N with Gold Plating |
| DE | 2W2 | DEM2H2PNK87 | DEM2H2P-NK87 | DEMMV2H2P-N | DEMMZ2H2P-N | DEM2H2P-NNMBK52 | |
| DE | 2WK2 | DEM2HK2PNK87 | DEM2HK2P-NK87 | DEMMV2HK2P-N | DEMMZ2HK2P-N | DEM2HK2P-NNMBK52 | |
| DE | 5W1 | DEM5H1PNK87 | DEM5H1P-NK87 | DEMMV5H1P-N | DEMMZ5H1P-N | DEM5H1P-NNMBK52 | |
| DA | 7W2 | DAMV7H2PNK87 | DAMZ7H2P-NK87 | DAMMV7H2P-N | DAMMZ7H2P-N | DAMZ7H2P-NNMBK52 | |
| DA | 11W1 | DAMV11H1PNK87 | DAMZ11H1P-NK87 | DAMMV11H1P-N | DAMMZ11H1P-N | DAMZ11H1P-NNMBK52 | |
| DA | 3W3 | DAMV3H3PNK87 | DAMZ3H3P-NK87 | DAMMV3H3P-N | DAMMZ3H3P-N | DAMZ3H3P-NNMBK52 | |
| DA | 3WK3 | DAMV3HK3PNK87 | DAMZ3HK3P-NK87 | DAMMV3HK3P-N | DAMMZ3HK3P-N | DAMZ3HK3P-NNMBK52 | |
| DB | 5W5 | DBMV5H5PNK87 | DBMZ5H5P-NK87 | DBMMV5H5P-N | DBMMZ5H5P-N | DBMZ5H5P-NNMBK52 | |
| DB | 9W4 | DBMV9H4PNK87 | DBMZ9H4P-NK87 | DBMMV9H4P-N | DBMMZ9H4P-N | DBMZ9H4P-NNMBK52 | |
| DB | 13W3 | DBMV13H3PNK87 | DBMZ13H3P-NK87 | DBMMV13H3P-N | DBMMZ13H3P-N | DBMZ13H3P-NNMBK52 | |
| DB | 17W2 | DBMV17H2PNK87 | DBMZ17H2P-NK87 | DBMMV17H2P-N | DBMMZ17H2P-N | DBMZ17H2P-NNMBK52 | |
| DB | 21W1 | DBMV21H1PNK87 | DBMZ21H1P-NK87 | DBMMV21H1P-N | DBMMZ21H1P-N | DBMZ21H1P-NNMBK52 | |
| DC | 8W8 | DCMV8H8PNK87 | DCMZ8H8P-NK87 | DCMMV8H8P-N | DCMMZ8H8P-N | DCMZ8H8P-NNMBK52 | |
| DC | 13W6 | DCMV13H6PNK87 | DCMZ13H6P-NK87 | DCMMV13H6P-N | DCMMZ13H6P-N | DCMZ13H6P-NNMBK52 | |
| DC | 17W5 | DCMV17H5PNK87 | DCMZ17H5P-NK87 | DCMMV17H5P-N | DCMMZ17H5P-N | DCMZ17H5P-NNMBK52 | |
| DC | 21WA4 | DCMV21HA4PNK87 | DCMZ21HA4P-NK87 | DCMMV21HA4P-N | DCMMZ21HA4P-N | DCMZ21HA4P-NNMBK52 | |
| DC | 25W3 | DCMV25H3PNK87 | DCMZ25H3P-NK87 | DCMMV25H3P-N | DCMMZ25H3P-N | DCMZ25H3P-NNMBK52 | |
| DC | 27W2 | DCMV27H2PNK87 | DCMZ27H2P-NK87 | DCMMV27H2P-N | DCMMZ27H2P-N | DCMZ27H2P-NNMBK52 | |

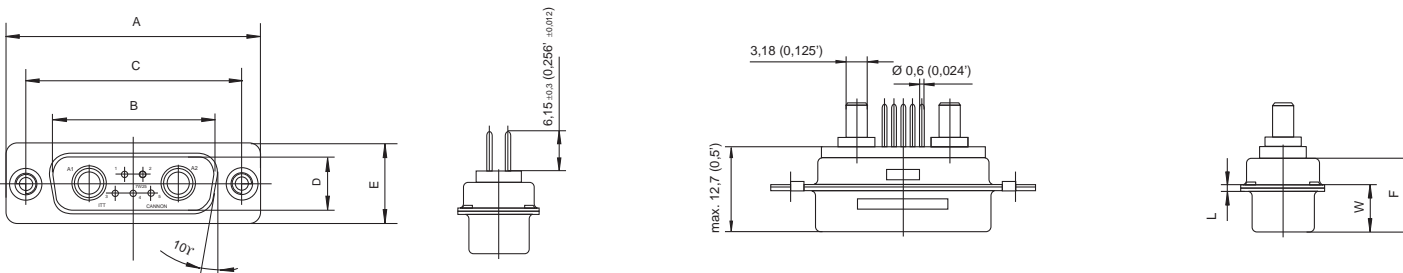
**Hardware Modifier not allowed on Non-Magnetic/Low Outgassing Versions; consult factory for more information

**For other hardware options, see Combo D Catalog.

40 A High power straight inserted with straight contacts and standoff with 4-40 thread

| Shell size | Layout | P/N Industrial | P/N Military | P/N Base** |
|------------|--------|----------------|--------------|------------------|
| DD | 24W7 | DDM24H7P-NK87 | DDMM24H7P-N | DDM24H7P-NNMBK52 |
| DD | 36W4 | DDM36H4P-NK87 | DDMM36H4P-N | DDM36H4P-NNMBK52 |
| DD | 43W2 | DDM43H2P-NK87 | DDMM43H2P-N | DDM43H2P-NNMBK52 |
| DD | 47W1 | DDM47H1P-NK87 | DDMM47H1P-N | DDM47H1P-NNMBK52 |

*For M-3 hardware and other hardware options, see Combo D Catalog. *** Hardware Modifier not allowed on Non-Magnetic/Low Outgassing Versions; consult factory for more information



Dimensions

| Shell size | A | B | C | D | E | F | W | W | L |
|------------|---------------|---------------|---------------|---------------|---------------|---------------|-----------------|---------------|---------------|
| | ± 0,38 (.015) | ± 0,13 (.005) | ± 0,13 (.005) | ± 0,13 (.005) | ± 0,38 (.015) | ± 0,25 (.010) | ± 0,368 (.0145) | ± 0,41 (.016) | ± 0,25 (.010) |
| DE | 30,81 (1.213) | 16,92 (.665) | 24,99 (.984) | 8,36 (.329) | 12,55 (.494) | 10,72 (.422) | 6,693 (.2635) | — | 0,76 (.030) |
| DA | 39,14 (1.541) | 25,25 (.994) | 33,32 (1.312) | 8,36 (.329) | 12,55 (.494) | 10,72 (.422) | 6,693 (.2635) | — | 0,76 (.030) |
| DB | 53,04 (2.088) | 38,96 (1.534) | 47,04 (1.852) | 8,36 (.329) | 12,55 (.494) | 10,82 (.426) | — | 6,84 (.269) | 0,99 (.039) |
| DC | 69,32 (2.729) | 55,42 (2.182) | 63,50 (2.500) | 8,36 (.329) | 12,55 (.494) | 10,82 (.426) | — | 6,84 (.269) | 0,99 (.039) |
| DD | 66,93 (2.635) | 52,81 (2.079) | 61,11 (2.406) | 11,07 (.436) | 15,37 (.605) | 10,82 (.426) | — | 6,84 (.264) | 0,99 (.039) |

Dimensions shown in inches (mm)
Specifications and dimensions subject to change

40 A High Power Straight PCB Receptacle, Sizes DE-DC

Receptacle



- For contact cavity arrangements, see page C-43.
- For pcb hole pattern, see Combo D Catalog.

40 A High power inserted with straight contacts and standoff with UNC 4-40 thread

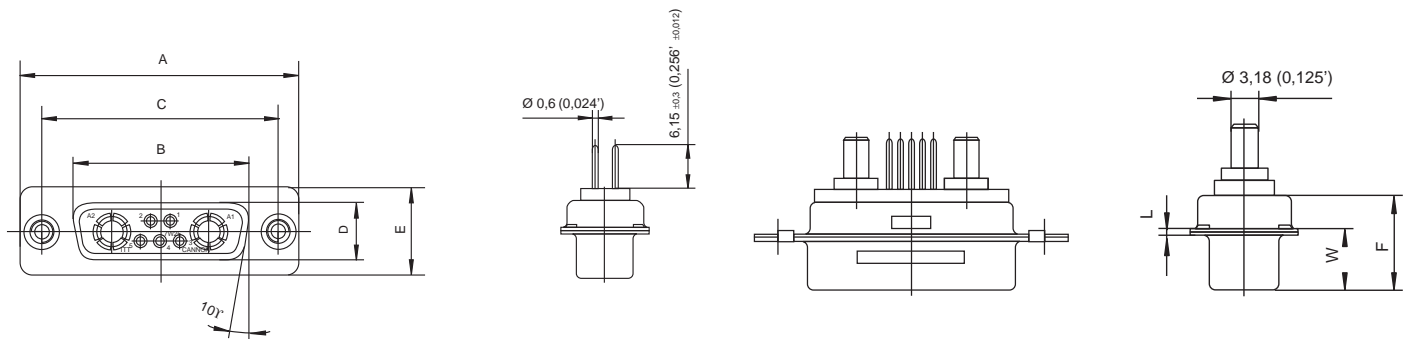
| Shell size | Layout | INDUSTRIAL | | MILITARY/HI-REL | | NON-MAGNETIC**/LOW OUTGASSING*** | |
|------------|--------|---------------------|------------------|---------------------|------------------|----------------------------------|-----------------------|
| | | P/N without pushfit | P/N with pushfit | P/N without pushfit | P/N with pushfit | P/N with Cadmium Plating | P/N with Gold Plating |
| DE | 2W2 | DEM2H2SNA197 | DEM2H2S-NA197 | DEMMV2H2S-N | DEMMZ2H2S-N | DEM2H2S-NNMB | DEM2H2S-NNMBK52 |
| DE | 2WK2 | DEMV2HK2SNA197 | DEM2HK2S-NA197 | DEMMV2HK2S-N | DEMMZ2HK2S-N | DEM2HK2S-NNMB | DEM2HK2S-NNMBK52 |
| DE | 5W1 | DEMV5H1SNA197 | DEM25H1S-NA197 | DEMMV5H1S-N | DEMMZ2HK2S-N | DEM5H1S-NNMB | DEM5H1S-NNMBK52 |
| DA | 7W2 | DAMV7H2SNA197 | DAM27H2S-NA197 | DAMMV7H2S-N | DAMMZ7H2S-N | DAM7H2S-NNMB | DAM7H2S-NNMBK52 |
| DA | 11W1 | DAMV11H1SNA197 | DAMZ11H1S-NA197 | DAMMV11H1S-N | DAMMZ11H1S-N | DAM11H1S-NNMB | DAM11H1S-NNMBK52 |
| DA | 3W3 | DAMV3H3SNA197 | DAMZ3H3S-NA197 | DAMMV3H3S-N | DAMMZ3H3S-N | DAM3H3S-NNMB | DAM3H3S-NNMBK52 |
| DA | 3WK3 | DAMV3HK3SNA197 | DAMZ3HK3S-NA197 | DAMMV3HK3S-N | DAMMZ3HK3S-N | DAM3HK3S-NNMB | DAM3HK3S-NNMBK52 |
| DB | 5W5 | DBMV5H5SNA197 | DBMZ5H5S-NA197 | DBMMV5H5S-N | DBMMZ5H5S-N | DBM5H5S-NNMB | DBM5H5S-NNMBK52 |
| DB | 9W4 | DBMV9H4SNA197 | DBMZ9H4S-NA197 | DBMMV9H4S-N | DBMMZ9H4S-N | DBM9H4S-NNMB | DBM9H4S-NNMBK52 |
| DB | 13W3 | DBMV13H3SNA197 | DBMZ13H3S-NA197 | DBMMV13H3S-N | DBMMZ13H3S-N | DBM13H3S-NNMB | DBM13H3S-NNMBK52 |
| DB | 17W2 | DBMV17H2SNA197 | DBMZ17H2S-NA197 | DBMMV17H2S-N | DBMMZ17H2S-N | DBM17H2S-NNMB | DBM17H2S-NNMBK52 |
| DB | 21W1 | DBMV21H1SNA197 | DBMZ21H1S-NA197 | DBMMV21H1S-N | DBMMZ21H1S-N | DBM21H1S-NNMB | DBM21H1S-NNMBK52 |
| DC | 8W8 | DCMV8H8SNA197 | DCMZ8H8S-NA197 | DCMMV8H8S-N | DCMMZ8H8S-N | DCM8H8S-NNMB | DCM8H8S-NNMBK52 |
| DC | 13W6 | DCMV13H6SNA197 | DCMZ13H6S-NA197 | DCMMV13H6S-N | DCMMZ13H6S-N | DCM13H6S-NNMB | DCM13H6S-NNMBK52 |
| DC | 17W5 | DCMV17H5SNA197 | DCMZ17H5S-NA197 | DCMMV17H5S-N | DCMMZ17H5S-N | DCM17H5S-NNMB | DCM17H5S-NNMBK52 |
| DC | 21WA4 | DCMV21HA4SNA197 | DCMZ21HA4S-NA197 | DCMMV21HA4S-N | DCMMZ21HA4S-N | DCM21HA4S-NNMB | DCM21HA4S-NNMBK52 |
| DC | 25W3 | DCMV25H3SNA197 | DCMZ25H3S-NA197 | DCMMV25H3S-N | DCMMZ25H3S-N | DCM25H3S-NNMB | DCM25H3S-NNMBK52 |
| DC | 27W2 | DCMV27H2SNA197 | DCMZ27H2S-NA197 | DCMMV27H2S-N | DCMMZ27H2S-N | DCM27H2S-NNMB | DCM27H2S-NNMBK52 |

40 A High power straight inserted with straight contacts and standoff with 4-40 thread

| Shell size | Layout | P/N Industrial | P/N Military | P/N Base* |
|------------|--------|----------------|--------------|------------------|
| DD | 24W7 | DDM24H7S-NA197 | DDMM24H7S-N | DDM24H7S-NNMBK52 |
| DD | 36W4 | DDM36H4S-NA197 | DDMM36H4S-N | DDM36H4S-NNMBK52 |
| DD | 43W2 | DDM43H2S-NA197 | DDMM43H2S-N | DDM43H2S-NNMBK52 |
| DD | 47W1 | DDM47H1S-NA197 | DDMM47H1S-N | DDM47H1S-NNMBK52 |

*For other hardware options, see Combo D Catalog.

*** Hardware Modifier not allowed on Non-Magnetic/ Low Outgassing Versions; consult factory for more information.



Dimensions

| Shell size | A ± 0,38 (.015) | B ± 0,13 (.005) | C ± 0,13 (.005) | D ± 0,13 (.005) | E ± 0,38 (.015) | F ± 0,25 (.010) | W ± 0,38 (.015) | L ± 0,25 (.010) |
|------------|--------------------|--------------------|--------------------|--------------------|--------------------|--------------------|--------------------|--------------------|
| DE | 30,81 (1.213) | 16,33 (.643) | 24,99 (.984) | 7,90 (.311) | 12,55 (.494) | 10,90 (.429) | 6,94 (.273) | 0,76 (.030) |
| DA | 39,14 (1.541) | 24,65 (.971) | 33,32 (1.312) | 7,90 (.311) | 12,55 (.494) | 10,90 (.429) | 6,94 (.273) | 0,76 (.030) |
| DB | 53,04 (2.088) | 38,38 (1.511) | 47,04 (1.852) | 7,90 (.311) | 12,55 (.494) | 10,90 (.429) | 6,94 (.273) | 0,76 (.030) |
| DC | 69,32 (2.729) | 54,84 (2.159) | 63,50 (2.500) | 7,90 (.311) | 12,55 (.494) | 10,90 (.429) | 6,94 (.273) | 0,76 (.030) |
| DD | 66,93 (2.635) | 52,42 (2.406) | 61,11 (2.406) | 10,74 (.423) | 15,37 (.605) | 10,90 (.429) | 6,94 (.273) | 0,76 (.030) |

*For other hardware options, see Combo D Catalog.

***Hardware Modifier not allowed on Non-Magnetic/Low Outgassing Versions; consult factory for more information.



Dimensions shown in inches (mm)
Specifications and dimensions subject to change

Coaxial 90° PCB Plug, sizes DE-DC, with metal bracket

Plug



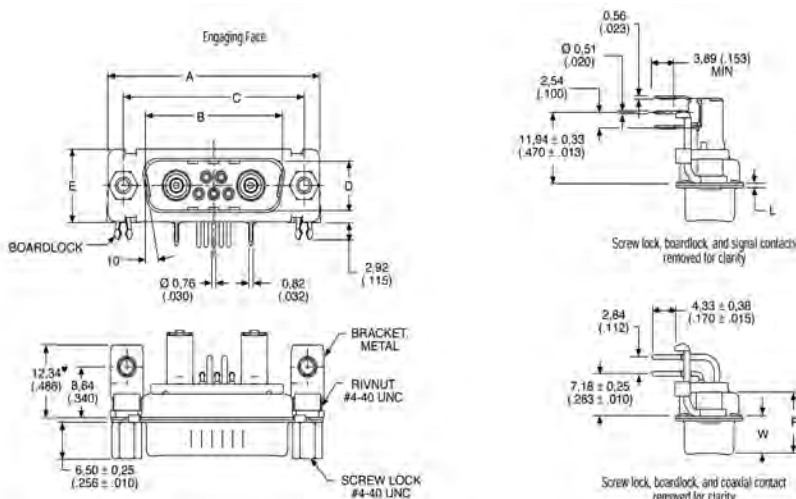
- For contact cavity arrangements, see page C-43.
- For pcb hole pattern, see Combo D Catalog.

| Shell size | Layout | INDUSTRIAL – US 75 Ohm* coax inserted with US footprint metal bracket and UNC 4-40 captive nut | | INDUSTRIAL – EU** 75 Ohm* coax inserted with EU footprint metal bracket and UNC 4-40 captive nut | | MILITARY/HI-REL – US 50 Ohm* coax inserted with US footprint metal bracket and UNC 4-40 screw lock | | NON-MAGNETIC- LOW OUTGASSING – US*** 50 Ohm* coax inserted with US footprint metal bracket and UNC 4-40 screw lock | |
|------------|--------|---|--------------------|---|--------------------|---|--------------------|---|-----------------------|
| | | P/N without Boardlock | P/N with Boardlock | P/N without Boardlock | P/N with Boardlock | P/N without Boardlock | P/N with Boardlock | P/N without Boardlock | P/N with Gold Plating |
| DE | 2W2 | DEMP2C2P-JK87 | DEMC2C2P-JK87 | DEMP2C2P-VK87 | DEMC2C2P-VK87 | DEMMD2X2P-J | DEMMG2X2P-J | DEM2X2P-JNMBK52 | |
| DE | 2WK2 | DEMP2CK2P-JK87 | DEMC2CK2P-JK87 | DEMP2CK2P-VK87 | DEMC2CK2P-VK87 | DEMMD2XK2P-J | DEMMG2XK2P-J | DEM2XK2P-JNMBK52 | |
| DE | 5W1 | DEMP5C1P-JK87 | DEMC5C1P-JK87 | DEMP5C1P-VK87 | DEMC5C1P-VK87 | DEMMD5X1P-J | DEMMG5X1P-J | DEM5X1P-JNMBK52 | |
| DA | 7W2 | DAMP7C2P-JK87 | DAMC7C2P-JK87 | DAMP7C2P-VK87 | DAMC7C2P-VK87 | DAMMD7X2P-J | DAMMG7X2P-J | DAM7X2P-JNMBK52 | |
| DA | 11W1 | DAMP11C1P-JK87 | DAMC11C1P-JK87 | DAMP11C1P-VK87 | DAMC11C1P-VK87 | DAMMD11X1P-J | DAMMG11X1P-J | DAM11X1P-JNMBK52 | |
| DA | 3W3 | DAMP3C3P-JK87 | DAMC3C3P-JK87 | DAMP3C3P-VK87 | DAMC3C3P-VK87 | DAMMD3X3P-J | DAMMG3X3P-J | DAM3X3P-JNMBK52 | |
| DA | 3WK3 | DAMP3CK3P-JK87 | DAMC3CK3P-JK87 | DAMP3CK3P-VK87 | DAMC3CK3P-VK87 | DAMMD3XK3P-J | DAMMG3XK3P-J | DAM3XK3P-JNMBK52 | |
| DB | 5W5 | DBMP5C5P-JK87 | DBMC5C5P-JK87 | DBMP5C5P-VK87 | DBMC5C5P-VK87 | DBMMD5X5P-J | DBMMG5X5P-J | DBM5X5P-JNMBK52 | |
| DB | 9W4 | DBMP9C4P-JK87 | DBMC9C4P-JK87 | DBMP9C4P-VK87 | DBMC9C4P-VK87 | DBMMD9X4P-J | DBMMG9X4P-J | DBM9X4P-JNMBK52 | |
| DB | 13W3 | DBMP13C3P-JK87 | DBMC13C3P-JK87 | DBMP13C3P-VK87 | DBMC13C3P-VK87 | DBMMD13X3P-J | DBMMG13X3P-J | DBM13X3P-JNMBK52 | |
| DB | 17W2 | DBMP17C2P-JK87 | DBMC17C2P-JK87 | DBMP17C2P-VK87 | DBMC17C2P-VK87 | DBMMD17X2P-J | DBMMG17X2P-J | DBM17X2P-JNMBK52 | |
| DB | 21W1 | DBMP21C1P-JK87 | DBMC21C1P-JK87 | DBMP21C1P-VK87 | DBMC21C1P-VK87 | DBMMD21X1P-J | DBMMG21X1P-J | DBM21X1P-JNMBK52 | |
| DC | 8W8 | DCMP8C8P-JK87 | DCMC8C8P-JK87 | DCMP8C8P-VK87 | DCMC8C8P-VK87 | DCMMD8X8P-J | DCMMG8X8P-J | DCM8X8P-JNMBK52 | |
| DC | 13W6 | DCMP13C6P-JK87 | DCMC13C6P-JK87 | DCMP13C6P-VK87 | DCMC13C6P-VK87 | DCMMD13X6P-J | DCMMG13X6P-J | DCM13X6P-JNMBK52 | |
| DC | 17W5 | DCMP17C5P-JK87 | DCMC17C5P-JK87 | DCMP17C5P-VK87 | DCMC17C5P-VK87 | DCMMD17X5P-J | DCMMG17X5P-J | DCM17X5P-JNMBK52 | |
| DC | 21WA4 | DCMP21CA4P-JK87 | DCMC21CA4P-JK87 | DCMP21CA4P-VK87 | DCMC21CA4P-VK87 | DCMMD21XA4P-J | DCMMG21XA4P-J | DCM21XA4P-JNMBK52 | |
| DC | 25W3 | DCMP25C3P-JK87 | DCMC25C3P-JK87 | DCMP25C3P-VK87 | DCMC25C3P-VK87 | DCMMD25X3P-J | DCMMG25X3P-J | DCM25X3P-JNMBK52 | |
| DC | 27W2 | DCMP27C2P-JK87 | DCMC27C2P-JK87 | DCMP27C2P-VK87 | DCMC27C2P-VK87 | DCMMD27X2P-J | DCMMG27X2P-J | DCM27X2P-JNMBK52 | |

* For 50 ohm coaxial inserts replace C with X, e.g.:DCM13C6P-J becomes DCM13X6P-J. **For M-3 hardware, see Combo D Catalog.

*** Hardware Modifier not allowed with Non Magnetic/ Low Outgassing Combo-D- Contact factory for more information

For 50 ohm coaxial version, see Combo D Catalog.



Dimensions

| Shell size | A ± 0,38 (.015) | B ± 0,13 (.005) | C ± 0,13 (.005) | D ± 0,13 (.005) | E ± 0,38 (.015) | F ± 0,25 (.010) | W ± 0,368 (.0145) | W ± 0,41 (.016) | L ± 0,25 (.010) |
|------------|--------------------|--------------------|--------------------|--------------------|--------------------|--------------------|----------------------|--------------------|--------------------|
| DE | 30,81 (1.213) | 16,92 (.665) | 24,99 (.984) | 8,36 (.329) | 12,55 (.494) | 10,72 (.422) | 6,693 (.2635) | — | 0,76 (.030) |
| DA | 39,14 (1.541) | 25,25 (.994) | 33,32 (1.312) | 8,36 (.329) | 12,55 (.494) | 10,72 (.422) | 6,693 (.2635) | — | 0,76 (.030) |
| DB | 53,04 (2.088) | 38,96 (1.534) | 47,04 (1.852) | 8,36 (.329) | 12,55 (.494) | 10,82 (.426) | — | 6,84 (.269) | 0,99 (.039) |
| DC | 69,32 (2.729) | 55,42 (2.182) | 63,50 (2,500) | 8,36 (.329) | 12,55 (.494) | 10,82 (.426) | — | 6,84 (.269) | 0,99 (.039) |

Dimensions shown in inches (mm)
Specifications and dimensions subject to change

Cannon Combo D® Coax 90° PCB Plug DD Military/High Reliability

Coaxial 90° PCB Plug, sizes DD, with metal bracket

Plug



- For contact cavity arrangements, see page C-43.
- For pcb hole pattern, see Combo D Catalog.

INDUSTRIAL – US
75 Ohm* coax inserted with
US footprint metal bracket
and UNC 4-40 captive nut

INDUSTRIAL – EU**
75 Ohm* coax inserted with
EU footprint metal bracket
and UNC 4-40 captive nut

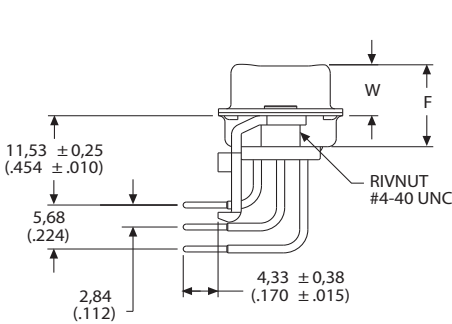
MILITARY/HI-REL – US
50 Ohm* coax inserted with
US footprint metal bracket
and UNC 4-40 screw lock

NON-MAGNETIC/LOW OUTGASSING-EU***
50 Ohm* coax inserted with
US footprint metal bracket
and UNC 4-40 screw lock

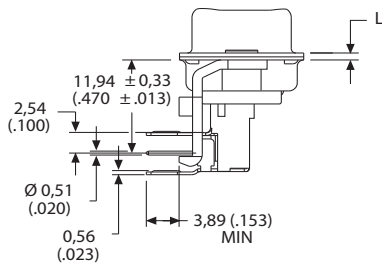
| Shell size | Layout | P/N without Boardlock | P/N with Boardlock | P/N without Boardlock | P/N with Boardlock | P/N without Boardlock | P/N with Boardlock | P/N with Gold Plating |
|------------|--------|-----------------------|--------------------|-----------------------|--------------------|-----------------------|--------------------|-----------------------|
| DD | 24W7 | DDMP24C7P-JK87 | DDMC24C7P-JK87 | DDMP24C7P-VK87 | DDMC24C7P-VK87 | DDMMD24X7P-J | DDMMG24X7P-J | DDM24X7P-JNMBK52 |
| DD | 36W4 | DDMP36C4P-JK87 | DDMC36C4P-JK87 | DDMP36C4P-VK87 | DDMC36C4P-VK87 | DDMMD36X4P-J | DDMMG36X4P-J | DDM36X4P-JNMBK52 |
| DD | 43W2 | DDMP43C2P-JK87 | DDMC43C2P-JK87 | DDMP43C2P-VK87 | DDMC43C2P-VK87 | DDMMD43X2P-J | DDMMG43X2P-J | DDM43X2P-JNMBK52 |
| DD | 47W1 | DDMP47C1P-JK87 | DDMC47C1P-JK87 | DDMP47C1P-VK87 | DDMC47C1P-VK87 | DDMMD47X1P-J | DDMMG47X1P-J | DDM47X1P-JNMBK52 |

* For 50 ohm coaxial inserts replace C with X, e.g.:DCM13C6P-J becomes DCM13X6P-J. **For M-3 hardware, see Combo D Catalog.

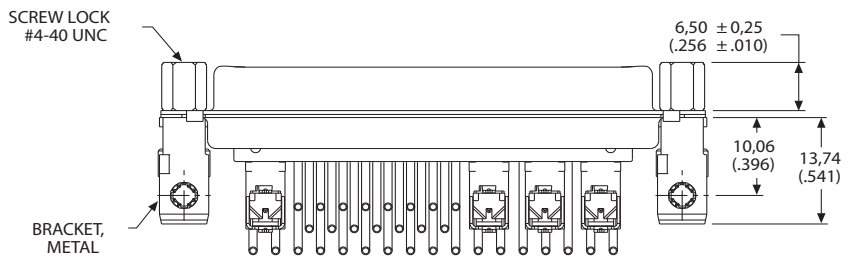
*** Hardware Modifier not allowed with Non Magnetic/ Low Outgassing Combo-D- Contact factory for more information



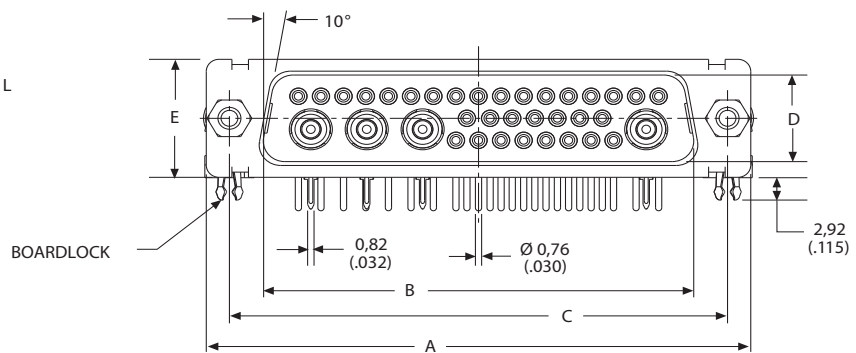
Screw lock, boardlock, and coaxial contact removed for clarity



Screw lock, boardlock, and signal contacts removed for clarity



Engaging Face



US version shown – for EU version, please contact factory.

For 50 ohm coaxial version, see Combo D Catalog

Note: Dimension varies with alternate bracket configuration, see Combo D Catalog.

Dimensions

| Shell size | A | B | C | D | E | F | W | L |
|------------|---------------|---------------|---------------|---------------|---------------|---------------|---------------|---------------|
| DD | ± 0,38 (.015) | ± 0,13 (.005) | ± 0,13 (.005) | ± 0,13 (.005) | ± 0,38 (.015) | ± 0,25 (.010) | ± 0,41 (.015) | ± 0,25 (.010) |
| DD | 66,93 (2.635) | 52,81 (2.079) | 61,11 (2.406) | 11,07 (.436) | 15,37 (.605) | 10,82 (.426) | 6,84 (.269) | 0,99 (.039) |



Dimensions shown in inches (mm)
Specifications and dimensions subject to change

www.ittcannon.com

Cannon Combo D® Coax 90° PCB Receptacle DE-DC Military/High Reliability

Coaxial 90° PCB Receptacle, Sizes DE-DC, with metal bracket

Receptacle



- For contact cavity arrangements, see page C-43.
- For pcb hole pattern, see Combo D Catalog.

INDUSTRIAL – US
75 Ohm* coax inserted with US Footprint metal bracket and UNC 4-40 captive nut

INDUSTRIAL – EU**
75 Ohm* coax inserted with EU Footprint metal bracket and UNC 4-40 captive nut

MILITARY/HI-REL – US
50 Ohm* coax inserted with US Footprint metal bracket and UNC 4-40 screw lock

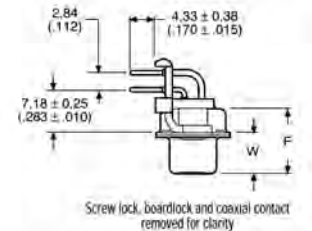
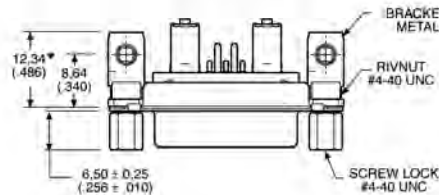
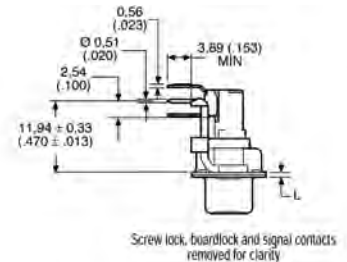
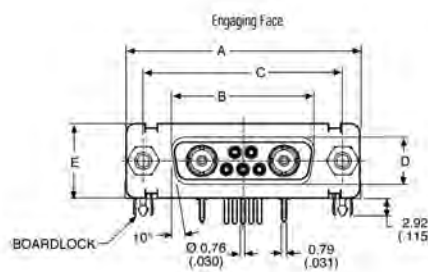
NON-MAGNETIC/LOW OUTGASSING – US***
50 Ohm* coax inserted with US Footprint metal bracket and UNC 4-40 screw lock

| Shell size | Layout | P/N without Boardlock | P/N with Boardlock | P/N without Boardlock | P/N with Boardlock | P/N without Boardlock | P/N with Boardlock | P/N with Gold Plating |
|------------|--------|-----------------------|--------------------|-----------------------|--------------------|-----------------------|--------------------|-----------------------|
| DE | 2W2 | DEMP2C2S-JA197 | DEMC2C2S-JA197 | DEMP2C2S-VA197 | DEMC2C2S-VA197 | DEMMP2X2S-J | DEMCC2X2S-J | DEM2X2S-JNMBK52 |
| DE | 2WK2 | DEMP2CK2S-JA197 | DEMC2CK2S-JA197 | DEMP2CK2S-VA197 | DEMC2CK2S-VA197 | DEMMP2XK2S-J | DEMCC2XK2S-J | DEM2XK2S-JNMBK52 |
| DE | 5W1 | DEMP5C1S-JA197 | DEMC5C1S-JA197 | DEMP5C1S-VA197 | DEMC5C1S-VA197 | DEMMP5X1S-J | DEMCC5X1S-J | DEM5X1S-JNMBK52 |
| DA | 7W2 | DAMP7C2S-JA197 | DAMC7C2S-JA197 | DAMP7C2S-VA197 | DAMC7C2S-VA197 | DAMMP7X2S-J | DAMMC7X2S-J | DAM7X2S-JNMBK52 |
| DA | 11W1 | DAMP11C1S-JA197 | DAMC11C1S-JA197 | DAMP11C1S-VA197 | DAMC11C1S-VA197 | DAMMP11X1S-J | DAMMC11X1S-J | DAM11X1S-JNMBK52 |
| DA | 3W3 | DAMP3C3S-JA197 | DAMC3C3S-JA197 | DAMP3C3S-VA197 | DAMC3C3S-VA197 | DAMMP3X3S-J | DAMMC3X3S-J | DAM3X3S-JNMBK52 |
| DA | 3WK3 | DAMP3CK3S-JA197 | DAMC3CK3S-JA197 | DAMP3CK3S-VA197 | DAMC3CK3S-VA197 | DAMMP3XK3S-J | DAMMC3XK3S-J | DAM3XK3S-JNMBK52 |
| DB | 5W5 | DBMP5C5S-JA197 | DBMC5C5S-JA197 | DBMP5C5S-VA197 | DBMC5C5S-VA197 | DBMMP5X5S-J | DBMMC5X5S-J | DBM5X5S-JNMBK52 |
| DB | 9W4 | DBMP9C4S-JA197 | DBMC9C4S-JA197 | DBMP9C4S-VA197 | DBMC9C4S-VA197 | DBMMP9X4S-J | DBMMC9X4S-J | DBM9X4S-JNMBK52 |
| DB | 13W3 | DBMP13C3S-JA197 | DBMC13C3S-JA197 | DBMP13C3S-VA197 | DBMC13C3S-VA197 | DBMMP13X3S-J | DBMMC13X3S-J | DBM13X3S-JNMBK52 |
| DB | 17W2 | DBMP17C2S-JA197 | DBMC17C2S-JA197 | DBMP17C2S-VA197 | DBMC17C2S-VA197 | DBMMP17X2S-J | DBMMC17X2S-J | DBM17X2S-JNMBK52 |
| DB | 21W1 | DBMP21C1S-JA197 | DBMC21C1S-JA197 | DBMP21C1S-VA197 | DBMC21C1S-VA197 | DBMMP21X1S-J | DBMMC21X1S-J | DBM21X1S-JNMBK52 |
| DC | 8W8 | DCMP8C8S-JA197 | DCMC8C8S-JA197 | DCMP8C8S-VA197 | DCMC8C8S-VA197 | DCMMP8X8S-J | DCMMC8X8S-J | DCM8X8S-JNMBK52 |
| DC | 13W6 | DCMP13C6S-JA197 | DCMC13C6S-JA197 | DCMP13C6S-VA197 | DCMC13C6S-VA197 | DCMMP13X6S-J | DCMMC13X6S-J | DCM13X6S-JNMBK52 |
| DC | 17W5 | DCMP17C5S-JA197 | DCMC17C5S-JA197 | DCMP17C5S-VA197 | DCMC17C5S-VA197 | DCMMP17X5S-J | DCMMC17X5S-J | DCM17X5S-JNMBK52 |
| DC | 21WA4 | DCMP21CA4S-JA197 | DCMC21CA4S-JA197 | DCMP21CA4S-VA197 | DCMC21CA4S-VA197 | DCMMP21XA4S-J | DCMMC21XA4S-J | DCM21XA4S-JNMBK52 |
| DC | 25W3 | DCMP25C3S-JA197 | DCMC25C3S-JA197 | DCMP25C3S-VA197 | DCMC25C3S-VA197 | DCMMP25X3S-J | DCMMC25X3S-J | DCM25X3S-JNMBK52 |
| DC | 27W2 | DCMP27C2S-JA197 | DCMC27C2S-JA197 | DCMP27C2S-VA197 | DCMC27C2S-VA197 | DCMMP27X2S-J | DCMMC27X2S-J | DCM27X2S-JNMBK52 |

* For 50 ohm coaxial inserts replace C with X, e.g.:DCM13C6S-J becomes DCM13X6S-J. **For M-3 and other hardware options, see Combo D Catalog.

*** Hardware Modifier not allowed with Non Magnetic/ Low Outgassing Combo-D- Contact factory for more information

US version shown, for EU version please see Combo D Catalog.
For 50 ohm coaxial version, see Combo D Catalog.



Dimensions

| Shell size | A ± 0,38 (.015) | B ± 0,13 (.005) | C ± 0,13 (.005) | D ± 0,13 (.005) | E ± 0,38 (.015) | F ± 0,25 (.010) | W ± 0,38 (.015) | L ± 0,25 (.010) |
|------------|-----------------|-----------------|-----------------|-----------------|-----------------|-----------------|-----------------|-----------------|
| DE | 30,81 (1.213) | 16,33 (.643) | 24,99 (.984) | 7,90 (.311) | 12,55 (.494) | 10,90 (.429) | 6,94 (.273) | 0,76 (.030) |
| DA | 39,14 (1.541) | 24,65 (.971) | 33,32 (1.312) | 7,90 (.311) | 12,55 (.494) | 10,90 (.429) | 6,94 (.273) | 0,76 (.030) |
| DB | 53,04 (2.088) | 38,38 (1.511) | 47,04 (1.852) | 7,90 (.311) | 12,55 (.494) | 10,90 (.429) | 6,94 (.273) | 0,76 (.030) |
| DC | 69,32 (2.729) | 54,84 (2.159) | 63,50 (2.500) | 7,90 (.311) | 12,55 (.494) | 10,90 (.429) | 6,94 (.273) | 0,76 (.030) |

Dimensions shown in inches (mm)
Specifications and dimensions subject to change

Cannon Combo D® Coax 90° PCB Receptacle DD Military/High Reliability

Coaxial 90° PCB Receptacle, Size DD, with metal bracket

Receptacle



- For contact cavity arrangements, see page C-43.
- For pcb hole pattern, see Combo D Catalog..

INDUSTRIAL – US
75 Ohm* coax inserted with
US Footprint metal bracket
and UNC 4-40 captive nut

INDUSTRIAL – EU**
75 Ohm* coax inserted with
EU Footprint metal bracket
and UNC 4-40 captive nut

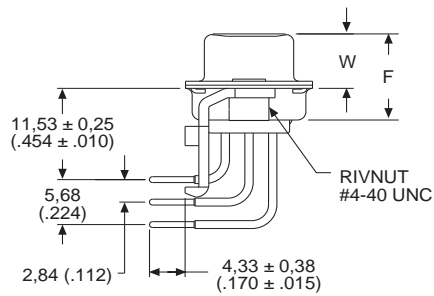
MILITARY/HI-REL – US
75 Ohm* coax inserted with
US Footprint metal bracket
and UNC 4-40 screw lock

NON-MAGNETIC/LOW OUTGASSING – US***
75 Ohm* coax inserted with
US Footprint metal bracket
and UNC 4-40 screw lock

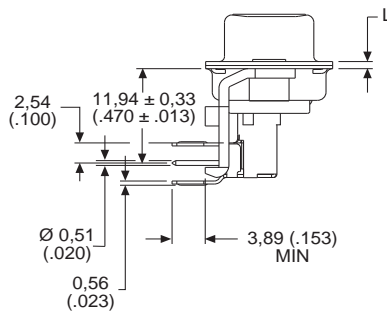
| Shell size | Layout | P/N without Boardlock | P/N with Boardlock | P/N without Boardlock | P/N with Boardlock | P/N without Boardlock | P/N with Boardlock | P/N with Gold Plating |
|------------|--------|-----------------------|--------------------|-----------------------|--------------------|-----------------------|--------------------|-----------------------|
| DD | 24W7 | DDMP24C7S-JA197 | DDMC24C7S-JA197 | DDMP24C7S-VA197 | DDMC24C7S-VA197 | DDMMD24X7S-J | DDMMG24X2S-J | DDM24X7S-JNMBK52 |
| DD | 36W4 | DDMP36C4S-JA197 | DDMC36C4S-JA197 | DDMP36C4S-VA197 | DDMC36C4S-VA197 | DDMMD36X4S-J | DDMMG36X1S-J | DDM36X4S-JNMBK52 |
| DD | 43W2 | DDMP43C2S-JA197 | DDMC43C2S-JA197 | DDMP43C2S-VA197 | DDMC43C2S-VA197 | DDMMD43X2S-J | DDMMG43X2S-J | DDM43X2S-JNMBK52 |
| DD | 47W1 | DDMP47C1S-JA197 | DDMC47C1S-JA197 | DDMP47C1S-VA197 | DDMC47C1S-VA197 | DDMMD47X1S-J | DDMMG47X1S-J | DDM47X1S-JNMBK52 |

* For 50 ohm coaxial inserts replace C with X, e.g.:DCM13C6 becomes DCM13X6S-JA197 **For M-3 and other hardware options, see Combo D Catalog.

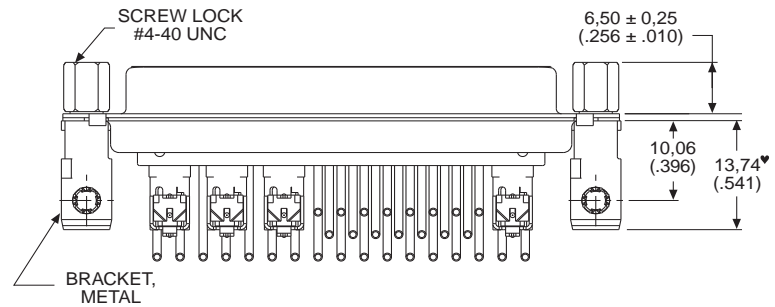
*** Hardware Modifier not allowed with Non Magnetic/ Low Outgassing Combo-D- Contact factory for more information



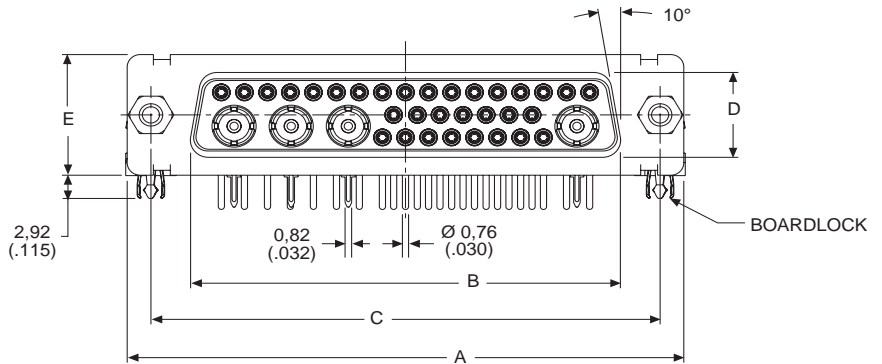
Screw lock, boardlock, and coaxial contacts removed for clarity



Screw lock, boardlock, and signal contacts removed for clarity



Engaging Face



Note: Dimension varies with alternate bracket configuration.

US version shown – for EU version, please see Combo D Catalog.
For 50 ohm coaxial version, see Combo D Catalog.

Dimensions

| Shell size | A | B | C | D | E | F | W | L |
|------------|---------------|---------------|---------------|--------------|--------------|--------------|-------------|-------------|
| DD | 66,93 (2.635) | 52,42 (2.064) | 61,11 (2,406) | 10,74 (.423) | 15,37 (.605) | 10,90 (.429) | 6,94 (.273) | 0,76 (.030) |



Dimensions shown in inches (mm)
Specifications and dimensions subject to change

www.ittcannon.com

Cannon Combo D® High Power 90° PCB Plug DE-DC Military/High Reliability

40 A High power 90° PCB Plug, Sizes DE-DC, with metal bracket

Plug

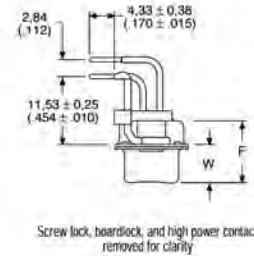
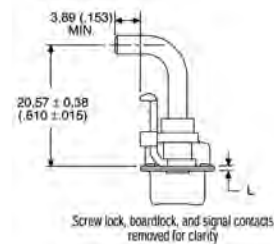
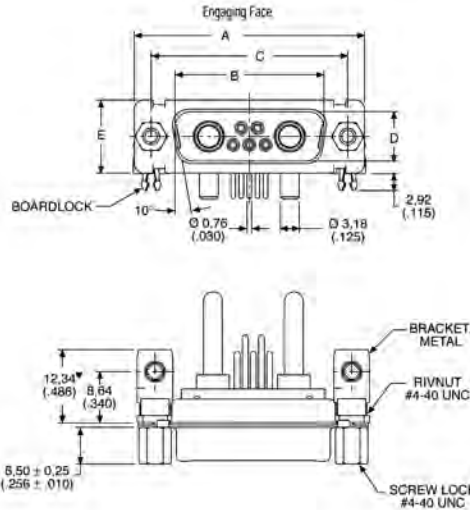


- For contact cavity arrangements, see page C-43.
- For pcb hole pattern, see Combo D Catalog.

| | | INDUSTRIAL – US 40 A High power inserted with US footprint metal bracket and UNC 4-40 captive nut | | INDUSTRIAL – EU 40 A High power inserted with EU footprint metal bracket and UNC 4-40 captive nut | | MILITARY/HI-REL – US 40 A High power inserted with US footprint metal bracket and UNC 4-40 screw lock | | NON-MAGNETIC/LOW OUTGASSING – US* 40 A High power inserted with US footprint metal bracket and UNC 4-40 screw lock | |
|---------------|--------|--|-----------------------|--|-----------------------|--|-----------------------|---|--|
| Shell size | Layout | P/N without boardlock | P/N with boardlock | P/N without boardlock | P/N with boardlock | P/N without boardlock | P/N with boardlock | P/N with Gold Plating | |
| DE | 2W2 | DEMP2H2P-JK87 | DEMC2H2P-JK87 | DEMP2P2P-VK87 | DEMC2PK2P-VK87 | DEMMP2H2P-J | DEMMP2H2P-J | DEM2H2P-JNMBK52 | |
| DE | 2WK2 | DEMP2HK2P-JK87 | DEMC2HK2P-JK87 | DEMP2PK2P-VK87 | DEMC2PK2P-VK87 | DEMMP2HK2P-J | DEMMP2HK2P-J | DEM2HK2P-JNMBK52 | |
| DE | 5W1 | DEMP5H1P-JK87 | DEMC5H1P-JK87 | DEMP5P1P-VK87 | DEMC5P1P-VK87 | DEMMP5H1P-J | DEMMP5H1P-J | DEM5H1P-JNMBK52 | |
| DA | 7W2 | DAMP7H2P-JK87 | DAMC7H2P-JK87 | DAMP7P2P-VK87 | DAMC7P2P-VK87 | DAMMP7H2P-J | DAMMP7H2P-J | DAM7H2P-JNMBK52 | |
| DA | 11W1 | DAMP11H1P-JK87 | DAMC11H1P-JK87 | DAMP11P1P-VK87 | DAMC11P1P-VK87 | DAMMP11H1P-J | DAMMP11H1P-J | DAM11H1P-JNMBK52 | |
| DA | 3W3 | DAMP3H3P-JK87 | DAMC3H3P-JK87 | DAMP3P3P-VK87 | DAMC3P3P-VK87 | DAMMP3H3P-J | DAMMP3H3P-J | DAM3H3P-JNMBK52 | |
| DA | 3WK3 | DAMP3HK3P-JK87 | DAMC3HK3P-JK87 | DAMP3PK3P-VK87 | DAMC3PK3P-VK87 | DAMMP3HK3P-J | DAMMP3HK3P-J | DAM3HK3P-JNMBK52 | |
| DB | 5W5 | DBMP5H5P-JK87 | DBMC5H5P-JK87 | DBMP5P5P-VK87 | DBMC5P5P-VK87 | DBMMP5H5P-J | DBMMP5H5P-J | DBM5H5P-JNMBK52 | |
| DB | 9W4 | DBMP9H4P-JK87 | DBMC9H4P-JK87 | DBMP9P4P-VK87 | DBMC9P4P-VK87 | DBMMP9H4P-J | DBMMP9H4P-J | DBM9H4P-JNMBK52 | |
| DB | 13W3 | DBMP13H3P-JK87 | DBMC13H3P-JK87 | DBMP13P3P-VK87 | DBMC13P3P-VK87 | DBMMP13H3P-J | DBMMP13H3P-J | DBM13H3P-JNMBK52 | |
| DB | 17W2 | DBMP17H2P-JK87 | DBMC17H2P-JK87 | DBMP17P2P-VK87 | DBMC17P2P-VK87 | DBMMP17H2P-J | DBMMP17H2P-J | DBM17H2P-JNMBK52 | |
| DB | 21W1 | DBMP21H1P-JK87 | DBMC21H1P-JK87 | DBMP21P1P-VK87 | DBMC21P1P-VK87 | DBMMP21H1P-J | DBMMP21H1P-J | DBM21H1P-JNMBK52 | |
| DC | 8W8 | DCMP8H8P-JK87 | DCMC8H8P-JK87 | DCMP8P8P-VK87 | DCMC8P8P-VK87 | DCMMP8H8P-J | DCMMP8H8P-J | DCM8H8P-JNMBK52 | |
| DC | 13W6 | DCMP13H6P-JK87 | DCMC13H6P-JK87 | DCMP13P6P-VK87 | DCMC13P6P-VK87 | DCMMP13H6P-J | DCMMP13H6P-J | DCM13H6P-JNMBK52 | |
| DC | 17W5 | DCMP17H5P-JK87 | DCMC17H5P-JK87 | DCMP17P5P-VK87 | DCMC17P5P-VK87 | DCMMP17H5P-J | DCMMP17H5P-J | DCM17H5P-JNMBK52 | |
| DC | 21WA4 | DCMP21HA4P-JK87 | DCMC21HA4P-JK87 | DCMP21PA4P-VK87 | DCMC21PA4P-VK87 | DCMMP21HA4P-J | DCMMP21HA4P-J | DCM21HA4P-JNMBK52 | |
| DC | 25W3 | DCMP25H3P-JK87 | DCMC25H3P-VK87 | DCMP25P3P-VK87 | DCMC25P3P-VK87 | DCMMP25H3P-J | DCMMP25H3P-J | DCM25H3P-JNMBK52 | |
| DC | 27W2 | DCMP27H2P-JK87 | DCMC27H2P-VK87 | DCMP27P2P-VK87 | DCMC27P2P-VK87 | DCMMP27H2P-J | DCMMP27H2P-J | DCM27H2P-JNMBK52 | |

* Hardware Modifier not allowed with Non Magnetic/ Low Outgassing Combo-D-; contact factory for more information

US version shown – for EU version, please see Combo D Catalog.



Dimensions


| Shell size | A ± 0,38 (.015) | B ± 0,13 (.005) | C ± 0,13 (.005) | D ± 0,13 (.005) | E ± 0,38 (.015) | F ± 0,25 (.010) | W ± 0,368 (.0145) | W ± 0,41 (.016) | L ± 0,25 (.010) |
|------------|--------------------|--------------------|--------------------|--------------------|--------------------|--------------------|----------------------|--------------------|--------------------|
| DE | 30,81 (1.213) | 16,92 (.665) | 24,99 (.984) | 8,36 (.329) | 12,55 (.494) | 10,72 (.422) | 6,693 (.2635) | — | 0,76 (.030) |
| DA | 39,14 (1.541) | 25,25 (.994) | 33,32 (1.312) | 8,36 (.329) | 12,55 (.494) | 10,72 (.422) | 6,693 (.2635) | — | 0,76 (.030) |
| DB | 53,04 (2.088) | 38,96 (1.534) | 47,04 (1.852) | 8,36 (.329) | 12,55 (.494) | 10,82 (.426) | — | 6,84 (.269) | 0,99 (.039) |
| DC | 69,32 (2.729) | 55,42 (2.182) | 63,50 (2.500) | 8,36 (.329) | 12,55 (.494) | 10,82 (.426) | — | 6,84 (.269) | 0,99 (.039) |

Dimensions shown in inches (mm)
Specifications and dimensions subject to change

Cannon Combo D® High Power 90° PCB Plug DD Military/High Reliability

40 A High power 90° PCB Plug, Size DD, with metal bracket

Plug

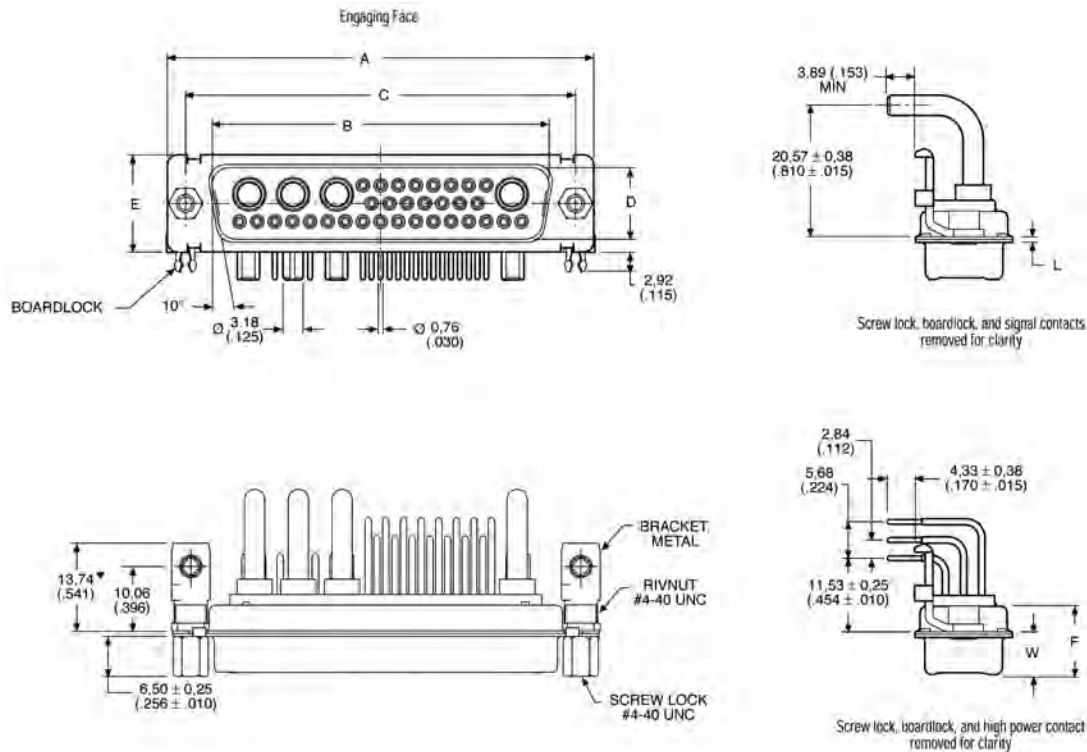


- For contact cavity arrangements, see page C-43.
- For pcb hole pattern, see Combo D Catalog.

40 A High power inserted with US footprint metal bracket and UNC 4-40 captive nut

| Shell size | Layout | INDUSTRIAL | | MILITARY/HI-REL | | NON-MAGNETIC/LOW OUTGASSING* |
|------------|--------|-----------------------|--------------------|-----------------------|------------------------|------------------------------|
| | | P/N without Boardlock | P/N with Boardlock | P/N without Boardlock | P/N with UNC Boardlock | P/N with Gold Plating |
| DD | 24WK7 | DDMP24H7P-JK87 | DDMC24H7P-JK87 | DDMMP24H7P-J | DDMMC24H7P-J | DDM24H7P-JNMBK52 |
| DD | 36W4 | DDMP36H4P-JK87 | DDMC36H4P-JK87 | DDMMP36H4P-J | DDMMC36H4P-J | DDM36H7P-JNMBK52 |
| DD | 43W2 | DDMP43H2P-JK87 | DDMC43H2P-JK87 | DDMMP43H2P-J | DDMMC43H2P-J | DDM43H7P-JNMBK52 |
| DD | 47W1 | DDMP47H1P-JK87 | DDMC47H1P-JK87 | DDMMP47H1P-J | DDMMC47H1P-J | DDM47H7P-JNMBK52 |

* Hardware Modifier not allowed with Non Magnetic/ Low Outgassing Combo-D; contact factory for more information



Dimensions

| Shell size | A | B | C | D | E | F | W | L |
|------------|---------------|---------------|---------------|---------------|---------------|---------------|---------------|---------------|
| | ± 0,38 (.015) | ± 0,13 (.005) | ± 0,13 (.005) | ± 0,13 (.005) | ± 0,38 (.015) | ± 0,25 (.010) | ± 0,41 (.015) | ± 0,25 (.010) |
| DD | 66,93 (2.635) | 52,81 (2.079) | 61,11 (2.406) | 11,07 (.436) | 15,37 (.605) | 10,82 (.426) | 6,84 (.269) | 0,99 (.039) |




Dimensions shown in inches (mm)
Specifications and dimensions subject to change

www.ittcannon.com

Cannon Combo D® High Power 90° PCB Receptacle DE-DC Military/High Reliability

40 A High power 90° PCB Receptacle, Sizes DE-DC, with metal bracket

Receptacle



- For contact cavity arrangements, see page C-43.
- For pcb hole pattern, see Combo D Catalog.

INDUSTRIAL – US
40 A High power inserted with US footprint metal bracket and UNC 4-40 captive nut

INDUSTRIAL – EU
40 A High power inserted with EU footprint metal bracket and UNC 4-40 captive nut

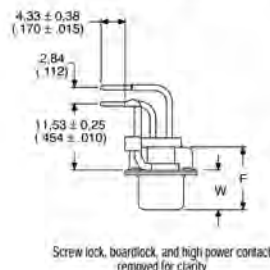
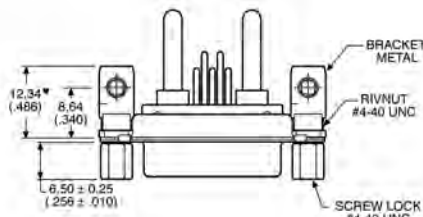
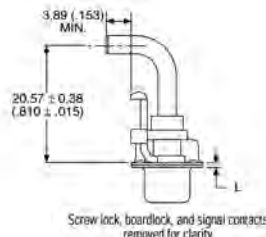
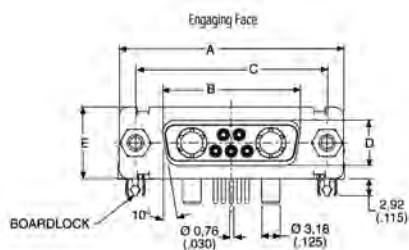
MILITARY/HI-REL – US
40 A High power inserted with US footprint metal bracket and UNC 4-40 captive nut

NON-MAGNETIC/LOW OUTGASSING – US*
40 A High power inserted with US footprint metal bracket and UNC 4-40 screw lock

| Shell size | Layout | P/N without Boardlock | P/N with Boardlock | P/N without Boardlock | P/N with Boardlock | P/N without Boardlock | P/N with Boardlock | P/N with Gold Plating |
|------------|--------|-----------------------|--------------------|-----------------------|--------------------|-----------------------|--------------------|-----------------------|
| DE | 2W2 | DEMP2H2S-VA197 | DEMC2H2S-VA197 | DEMP2P2S-JA197 | DEMC2P2S-JA197 | DEMMP2H2S-V | DEMMC2H2S-V | DEM2H2S-VNMBK52 |
| DE | 2WK2 | DEMP2HK2S-VA197 | DEMC2HK2S-VA197 | DEMP2PK2S-JA197 | DEMC2PK2S-JA197 | DEMMP2HK2S-V | DEMMC2HK2S-V | DEM2HK2S-VNMBK52 |
| DE | 5W1 | DEMP5H1S-VA197 | DEMC5H1S-VA197 | DEMP5P1S-JA197 | DEMC5P1S-JA197 | DEMMP5H1S-V | DEMMC5H1S-V | DEM5H1S-VNMBK52 |
| DA | 7W2 | DAMP7H2S-VA197 | DAMC7H2S-VA197 | DAMP7P2S-JA197 | DAMC7P2S-JA197 | DAMMP7H2S-V | DAMMC7H2S-V | DAM7H2S-VNMBK52 |
| DA | 11W1 | DAMP11H1S-VA197 | DAMC11H1S-VA197 | DAMP11P1S-JA197 | DAMC11P1S-JA197 | DAMMP11H1S-V | DAMMC11H1S-V | DAM11H1S-VNMBK52 |
| DA | 3W3 | DAMP3H3S-VA197 | DAMC3H3S-VA197 | DAMP3P3S-JA197 | DAMC3P3S-JA197 | DAMMP3H3S-V | DAMMC3H3S-V | DAM3H3S-VNMBK52 |
| DA | 3WK3 | DAMP3HK3S-VA197 | DAMC3HK3S-VA197 | DAMP3PK3S-JA197 | DAMC3PK3S-JA197 | DAMMP3HK3S-V | DAMMC3HK3S-V | DAM3HK3S-VNMBK52 |
| DB | 5W5 | DBMP5H5S-VA197 | DBMC5H5S-VA197 | DBMP5P5S-JA197 | DBMC5P5S-JA197 | DBMMP5H5S-V | DBMMC5H5S-V | DBM5H5S-VNMBK52 |
| DB | 9W4 | DBMP9H4S-VA197 | DBMC9H4S-VA197 | DBMP9P4S-JA197 | DBMC9P4S-JA197 | DBMMP9H4S-V | DBMMC9H4S-V | DBM9H4S-VNMBK52 |
| DB | 13W3 | DBMP13H3S-VA197 | DBMC13H3S-VA197 | DBMP13P3S-JA197 | DBMC13P3S-JA197 | DBMMP13H3S-V | DBMMC13H3S-V | DBM13H3S-VNMBK52 |
| DB | 17W2 | DBMP17H2S-VA197 | DBMC17H2S-VA197 | DBMP17P2S-JA197 | DBMC17P2S-JA197 | DBMMP17H2S-V | DBMMC17H2S-V | DBM17H2S-VNMBK52 |
| DB | 21W1 | DBMP21H1S-VA197 | DBMC21H1S-VA197 | DBMP21P1S-JA197 | DBMC21P1S-JA197 | DBMMP21H1S-V | DBMMC21H1S-V | DBM21H1S-VNMBK52 |
| DC | 8W8 | DCMP8H8S-VA197 | DCMC8H8S-VA197 | DCMP8P8S-JA197 | DCMC8P8S-JA197 | DCMMP8H8S-V | DCMMC8H8S-V | DCM8H8S-VNMBK52 |
| DC | 13W6 | DCMP13H6S-VA197 | DCMC13H6S-VA197 | DCMP13P6S-JA197 | DCMC13P6S-JA197 | DCMMP13H6S-V | DCMMC13H6S-V | DCM13H6S-VNMBK52 |
| DC | 17W5 | DCMP17H5S-VA197 | DCMC17H5S-VA197 | DCMP17P5S-JA197 | DCMC17P5S-JA197 | DCMDMP17H5S-V | DCMMC17H5S-V | DCM17H5S-VNMBK52 |
| DC | 21WA4 | DCMP21HA4S-VA197 | DCMC21HA4S-VA197 | DCMP21PA4S-JA197 | DCMC21PA4S-JA197 | DCMMP21HA4S-V | DCMMC21HA4S-V | DCMG21HA4S-VNMBK52 |
| DC | 25W3 | DCMP25H3S-VA197 | DCMC25H3S-VA197 | DCMP25P3S-JA197 | DCMC25P3S-JA197 | DCMMP25H3S-V | DCMMC25H3S-V | DCM25H3S-VNMBK52 |
| DC | 27W2 | DCMP27H2S-VA197 | DCMC27H2S-VA197 | DCMP27P2S-JA197 | DCMC27P2S-JA197 | DCMMP27H2S-V | DCMMC27H2S-V | DCM27H2S-VNMBK52 |

* Hardware Modifier not allowed with Non Magnetic/ Low Outgassing Combo-D; contact factory for more information

US version shown – for EU version, please see Combo D Catalog.



Dimensions

| Shell size | A ± 0,38 (.015) | B ± 0,13 (.005) | C ± 0,13 (.005) | D ± 0,13 (.005) | E ± 0,38 (.015) | F ± 0,25 (.010) | W ± 0,38 (.015) | L ± 0,25 (.010) |
|------------|-----------------|-----------------|-----------------|-----------------|-----------------|-----------------|-----------------|-----------------|
| DE | 30,81 (1.213) | 16,33 (.643) | 24,99 (.984) | 7,90 (.311) | 12,55 (.494) | 10,90 (.429) | 6,94 (.273) | 0,76 (.030) |
| DA | 39,14 (1.541) | 24,65 (.971) | 33,32 (1.312) | 7,90 (.311) | 12,55 (.494) | 10,90 (.429) | 6,94 (.273) | 0,76 (.030) |
| DB | 53,04 (2.088) | 38,38 (1.511) | 47,04 (1.852) | 7,90 (.311) | 12,55 (.494) | 10,90 (.429) | 6,94 (.273) | 0,76 (.030) |
| DC | 69,32 (2.729) | 54,84 (2.159) | 63,50 (2.500) | 7,90 (.311) | 12,55 (.494) | 10,90 (.429) | 6,94 (.273) | 0,76 (.030) |

Dimensions shown in inches (mm)
Specifications and dimensions subject to change

Cannon Combo D® High Power 90° PCB Receptacle DD Military/High Reliability

40 A High power 90° PCB Receptacle, Size DD, with metal bracket

Plug

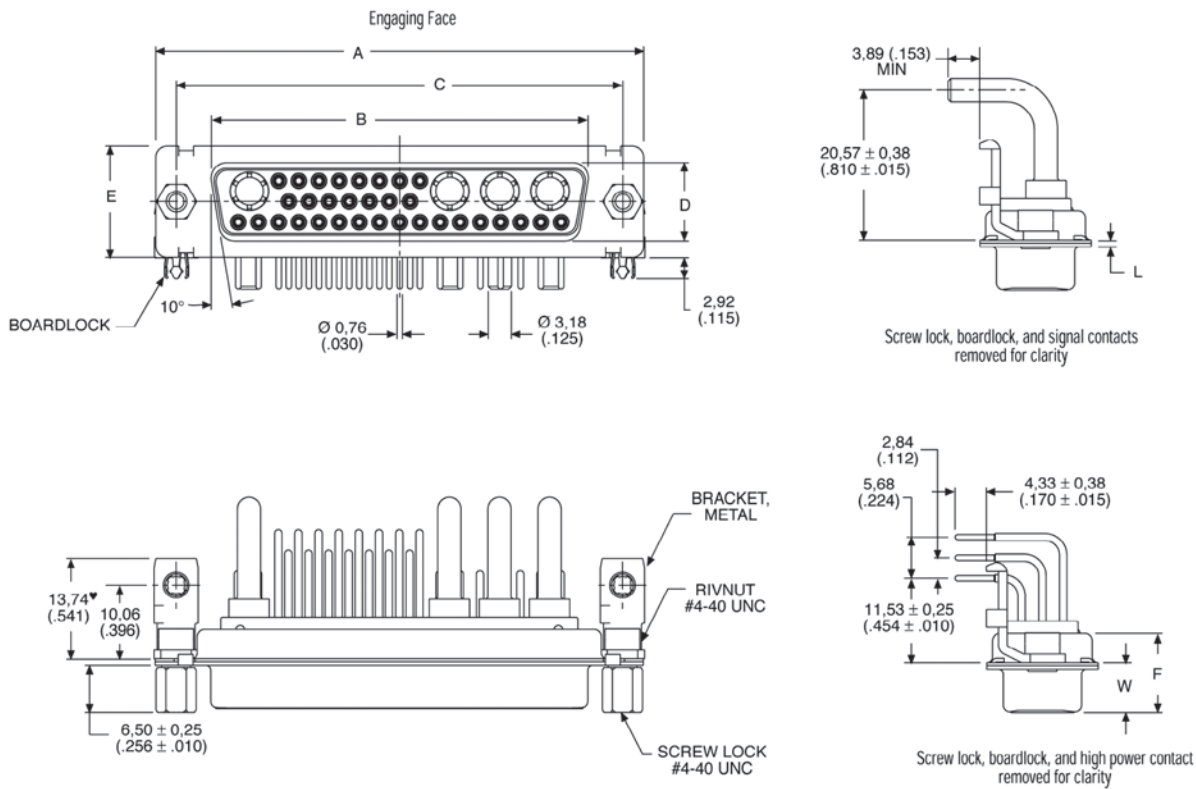


- For contact cavity arrangements, see page C-43.
- For pcb hole pattern, see Combo D Catalog.

40 A High power inserted with US footprint metal bracket and UNC 4-40 captive nut

| Shell size | Layout | INDUSTRIAL | | MILITARY/HI-REL | | NON-MAGNETIC/LOW OUTGASSING* |
|------------|--------|-----------------------|--------------------|-----------------------|------------------------|------------------------------|
| | | P/N without Boardlock | P/N with Boardlock | P/N without Boardlock | P/N with UNC Boardlock | P/N with Gold Plating |
| DD | 24WK7 | DDMP24H7S-JA197 | DDMC24H7S-JA197 | DDMMP24H7S-J | DDMMC24H7S-J | DDM24H7S-JNMBK52 |
| DD | 36W4 | DDMP36H4S-JA197 | DDMC36H4S-JA197 | DDMMP36H4S-J | DDMMC36H4S-J | DDM36H4S-JNMBK52 |
| DD | 43W2 | DDMP43H2S-JA197 | DDMC43H2S-JA197 | DDMMP43H2S-J | DDMMC43H2S-J | DDM43H2S-JNMBK52 |
| DD | 47W1 | DDMP47H1S-JA197 | DDMC47H1S-JA197 | DDMMP47H1S-J | DDMMC47H1S-J | DDM47H1S-JNMBK52 |

* Hardware Modifier not allowed with Non Magnetic/ Low Outgassing Combo-D; contact factory for more information



Dimensions

| Shell size | A | B | C | D | E | F | W | L |
|------------|---------------|---------------|---------------|---------------|---------------|---------------|---------------|---------------|
| | ± 0,38 (.015) | ± 0,13 (.005) | ± 0,13 (.005) | ± 0,13 (.005) | ± 0,38 (.015) | ± 0,25 (.010) | ± 0,38 (.015) | ± 0,25 (.010) |
| DD | 66,93 (2.635) | 52,42 (2.064) | 61,11 (2.406) | 10,74 (.423) | 15,37 (.605) | 10,90 (.429) | 6,94 (.273) | 0,76 (.030) |




Dimensions shown in inches (mm)
Specifications and dimensions subject to change

www.ittcannon.com

C
D Sub

Grommet D



- Environmental Protection
- MIL-C-4308 Compatibility
- Reliability and Versatility

GD* connectors are ideal for aerospace, military, telecommunications and other applications requiring protection and high reliability.

ITT Cannon developed GD* connectors to meet the needs of the avionics industry. These connectors provide high-density and moisture protection.

Environmental protection is accomplished by the resilient grommet, interfacial seal, and bonded connector components.

Performance and Material Specifications

MATERIALS AND FINISHES

| | Materials | Finishes |
|----------------------|--------------------------------------|---|
| Shell | Low carbon steel per ASTM-A-620 | Yellow chromate over cadmium per QQ-P-415, Type II, Class 2 |
| Contacts | Copper alloy | Standard finish: Gold over nickel Military finish: Gold 50 microinches thickness per MIL-G-45204, Type II, Grade C, Class 1, over copper per MIL-C-14550 |
| Float Mount Hardware | Stainless Steel | Passivated per QQ-P-35 |
| Grommets and Seals | Silicone elastomer or Fluorosilicone | |
| Bonding Material | Epoxy | |

MECHANICAL FEATURES

Wire Accommodation – Contact: #20, #22, #24 AWG.

Wire O.D. .071 (1.80) maximum, .038 (0.97) minimum.

Contact Retention – 9 lbs. minimum (40N) after 10 insertions

ELECTRICAL DATA

Test voltage AC RMS 60 Hz

| | Sea Level | 20,000 Ft. | 50,000 Ft. | 70,000 Ft. |
|-------------------|-----------|------------|------------|------------|
| Average Flashover | 1,000 | 1,000 | 500 | 500 |
| Test | 1,000 | 650 | 325 | 325 |


Maximum Current Carrying Capacity of Contacts – #20 Contacts: 5 Amps

Temperature Range – -65°C to +150°C (-53.9°F to +302°F)

How to Order

SERIES PREFIX
GD – Grommet D

SHELL SIZE
E, A, B, C, D



MOUNTING TYPE
No designator – .120 (3.05) Diameter Mounting Holes

Y – Float Mount for Rear and Front Panel Mounting

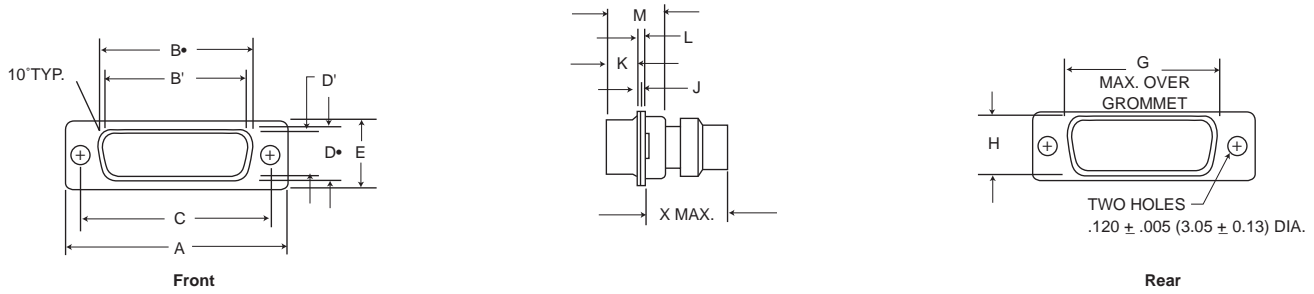
CONTACT ARRANGEMENTS
Std. Density 9, 15, 25, 37 and 50
Hi Density 15, 26, 44, 62, 78

CONTACT TYPE
P – Pin, crimp termination
S – Socket, crimp termination

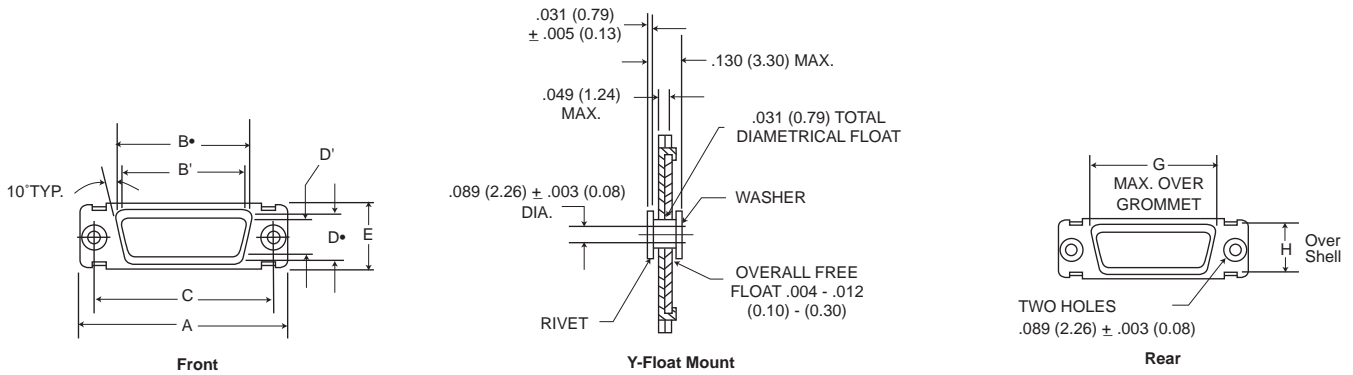
MODIFICATIONS (Typical Modifiers)
FO – Connectors supplied Less Contacts

See D*MA modifiers, page C-8.

Standard Shell Dimensions



Shell with Float Dimensions



It is recommended that only one assembly, either pin or socket, be float mounted. For front panel mounting use reverse float mounted.

| Shell Size | A ±.015 (0.38) | B* ±.005 (0.13) | B' ±.005 (0.13) | C ±.005 (0.12) | D* ±.005 (0.13) | D' ±.005 (0.12) | E ±.015 (0.38) | G Max. | H ±.010 (0.25) | J ±.010 (0.25) | K ±.006 (0.13) | L ±.010 (0.25) | M ±.085 (0.13) | X Max. |
|------------|----------------------|-----------------------|-----------------------|----------------------|-----------------------|-----------------------|----------------------|---------------|----------------------|----------------------|----------------------|----------------------|----------------------|--------------|
| GDE-9P | 1.213 (30.81) | — | .666 (16.91) | .984 (24.99) | — | .329 (8.36) | .494 (12.55) | .750 (19.05) | .422 (10.72) | .030 (0.76) | .235 (5.97) | .045 (1.14) | .422 (10.72) | .718 (18.24) |
| GDE-9S | 1.213 (30.81) | .643 (16.33) | — | .984 (24.99) | .311 (7.90) | — | .494 (12.55) | .750 (19.05) | .422 (10.72) | .030 (0.76) | .243 (6.17) | .045 (1.14) | .429 (10.90) | .718 (18.24) |
| GDA-15P | 1.541 (39.14) | — | .994 (25.24) | 1.312 (33.32) | — | .329 (8.36) | .494 (12.55) | 1.093 (27.76) | .422 (10.72) | .030 (0.76) | .235 (5.97) | .045 (1.14) | .422 (10.72) | .718 (18.24) |
| GDA-15S | 1.541 (39.14) | .971 (24.66) | — | 1.312 (33.32) | .311 (7.90) | — | .494 (12.55) | 1.093 (27.76) | .422 (10.72) | .030 (0.76) | .243 (6.17) | .045 (1.14) | .429 (10.90) | .718 (18.24) |
| GDB-25P | 2.088 (53.03) | — | 1.534 (38.96) | 1.852 (47.04) | — | .329 (8.36) | .494 (12.55) | 1.625 (41.28) | .422 (10.72) | .039 (0.99) | .230 (5.84) | .060 (1.52) | .426 (10.82) | .718 (18.24) |
| GDB-25S | 2.088 (53.03) | 1.511 (38.38) | — | 1.852 (47.04) | .311 (7.90) | — | .494 (12.55) | 1.625 (41.28) | .422 (10.72) | .030 (0.76) | .243 (6.17) | .045 (1.14) | .429 (10.90) | .718 (18.24) |
| GD-37P | 2.729 (19.32) | — | 2.182 (55.42) | 2.50 (63.50) | — | .329 (8.36) | .494 (12.55) | 2.270 (57.66) | .422 (10.72) | .039 (0.99) | .230 (5.84) | .060 (1.52) | .426 (10.82) | .718 (18.24) |
| GD-37S | 2.729 (19.32) | 2.159 (54.84) | — | 2.50 (63.50) | .311 (7.90) | — | .494 (12.55) | 2.270 (57.66) | .422 (10.72) | .030 (0.76) | .243 (6.17) | .045 (1.14) | .429 (10.90) | .718 (18.24) |
| GDD-50P | 2.635 (66.92) | — | 2.079 (52.81) | 2.406 (61.11) | — | .411 (11.20) | .605 (15.37) | 2.162 (54.91) | .534 (13.56) | .039 (0.99) | .230 (5.84) | .060 (1.52) | .426 (10.82) | .718 (18.24) |
| GDD-50S | 2.635 (66.92) | 2.064 (52.42) | — | 2.406 (61.11) | .423 (10.74) | — | .605 (15.37) | 2.162 (54.91) | .534 (13.56) | .030 (0.76) | .243 (6.17) | .045 (1.14) | .429 (10.90) | .718 (18.24) |

*dimensions B, D, and H are measured as outside dimensions at the bottom of draw.

NOTE: B* and D* are the outside dimensions for socket side, B' and D' are the inside dimensions for pin side.
High Density Layouts available.

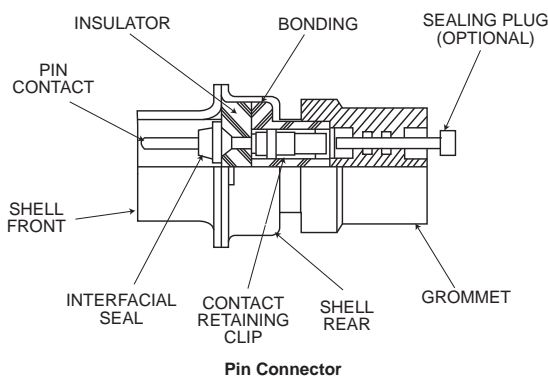
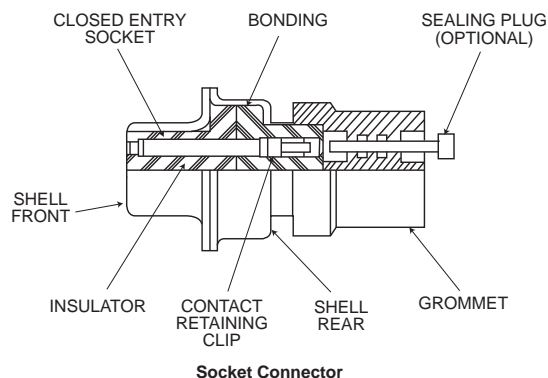
Test Data

GD* connectors meet all applicable requirements of MIL-C-24308. The following are excerpts from ITT Cannon Test Cannon Test Report C82-78 applicable to environmental D-Subminiature GD* series connectors. Refer to MIL-C- 24308 Test Extracts on page 385.

| Test Description | Test Method | Results |
|--------------------|---|---|
| Moisture Resistant | MIL-STD-1344 Method 1002.1 Type II | <ol style="list-style-type: none"> 1. No deterioration of performance. 2. Insulation resistance greater than 100 megaohms. 3. No evidence of flashover or breakdown during 1000 VAC DWV testing. |
| Fluid Immersion | 20 hours immersion in hydraulic fluid per MIL-L-23699. | <ol style="list-style-type: none"> 1. No detrimental damage. 2. Able to meet requirements of mating and unmating test. |
| Immersion | Two hours immersion in tap water at a depth of 36.00 (914.40) in mated condition, per MIL-STD 810, Method 512, Procedure 1. | While still immersed, the mated connectors exceeded 100 megaohm insulator resistance and exhibited no evidence of breakdown or flashover during 1000 VAC (RMS) DWV testing. |

Design Features

- Resilient silicone grommets for wire sealing
- Interfacial seals
- Closed-entry socket contacts
- Bonded components to prevent moisture
- Uses M39029 type contacts and termination tooling
- Intermateable with most M24308 type connectors
- Rear-release crimp contacts
- LITTLE CAESAR® contact retention assembly
- Optional sealing plugs, ITT Cannon part number



Note: Crimp Contacts: See page C-13

D*D



The Cannon D*D Environmental Series is designed to meet the demand for subminiature rectangular plugs with superior vibration and moisture resistance characteristics for aircraft, missile, and ground support equipment applications.

Featuring a rugged aluminum shell and peripheral seal, the D*D connector meets all applicable requirements of MIL-C-24308. Available in both sol-

der and crimp versions, all assemblies are provided with nylon potting cups and dust caps. Solder type contacts are non-removable and are factory-installed. Crimp type connectors utilize the field-proven LITTLE CAESAR® rear insertion, rear-release retention system.

PLEASE NOTE: The D*D Series is not intermateable with other D Subminiature connectors.

Performance and Material Specifications

| | |
|---------------------------------|--|
| Shell | Aluminum, cadmium plated with yellow chromate supplementary coating. |
| Contacts | Solder pot: Copper alloy, gold plated .00002 (.0005) over nickel .00004 (.0010) Crimp type: Copper alloy, gold plated .00002 (.0005) over nickel .00004 (.0010) |
| Contact Termination | Solder pot accommodating up to #20 AWG stranded wire. Crimp type accommodating #20, #22, and #24 AWG stranded wire. |
| Socket Type | Closed entry |
| Float Mounting Rivets & Washers | Stainless Steel. Passivated per DQ-P-35 |

Test Data

Specifications

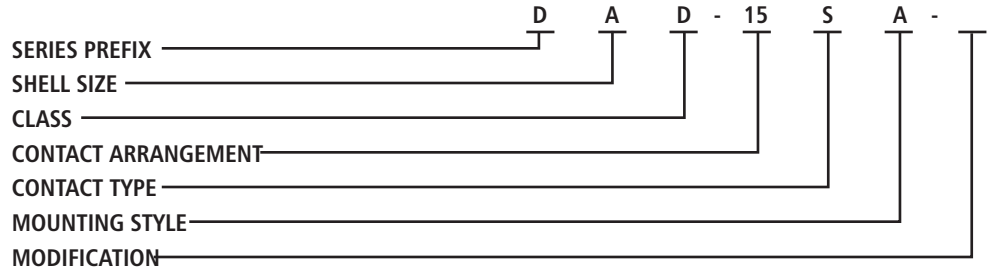
| | |
|---|--|
| Voltage Rating | All voltage figures are AC (rms), 60 Hz measured at approximately 25.0°C 50% RH. |
| Insulation Resistance (per MIL-C-24308) | Greater than 5,000 megohms, determined in accordance with MIL-STD-202A, Method 302 |
| Contact Voltage Drop | 2.67 millivolts, maximum, per amp |
| Contact Separation Force | 1 to 8 ounces when tested in accordance with MIL-C-24308 |
| Air Leakage | When properly wired and potted, 1 cubic inch of air per hour max. when subjected to 30 PSI pressure differential in accordance with MIL-C-50150, Paragraph 4.5.3.1 |
| Vibration (per MIL-C-24308) | Exceeds test requirements of MIL-STD-202A, Method 204, Condition D |
| Corrosion Resistance (per MIL-C-24308) | Exceeds requirements of 50 hour exposure to salt spray in accordance with MIL-STD-202A, Method 101A, Condition B |
| Moisture Resistance (per MIL-C-24308) | Exceeds requirements of MIL-STD-202A, Method 106 |
| Shock | Exceeds requirements of MIL-STD-202A, Method 213, Condition G |
| Environmental Seal | Effective from full engagement to 1/16 short of full engagement |
| Contact Retention Force | (Crimp type) 8 pounds (35.6 newtons) minimum for first cycle; 5 pounds (22.2 newtons) minimum after tenth cycle |
| Standard Layout Plugs | Measured from contact-to-contact, and contact-to-shell in unmated condition |

ALTITUDE (FEET)

| | Sea Level | 20,000 | 50,000 | 70,000 |
|-------------------|-----------|--------|--------|--------|
| Average Flashover | 1700 | 1000 | 650 | 500 |
| Test | 1250 | 750 | 475 | 375 |

How to Order

Solder Cup Terminals



SERIES PREFIX
ITT Cannon Designation

SHELL SIZE
A, B, C, D, E

CONTACT TYPE
P – Pin
S – Socket

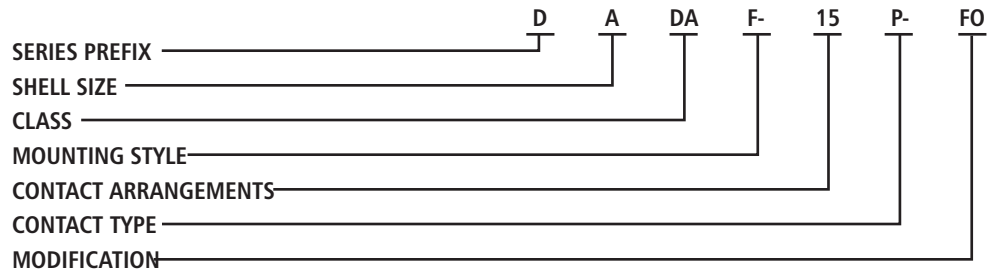
CLASS
D – Environmental

MOUNTING STYLE
A – Standard Mounting Holes
B – Float Mounts supplied

CONTACT ARRANGEMENT
9, 15, 25, 37, 50 Std Density
Combo-D Layouts also available

MODIFICATION
Contact factory

Snap-In Crimp Terminals



SERIES PREFIX
ITT Cannon Designation

SHELL SIZE
A, B, C, D, E

CONTACT ARRANGEMENTS
9, 15, 25, 37, 50 Std Density
15, 26, 44, 62, 88 Hi Density
Combo-D Layouts also available

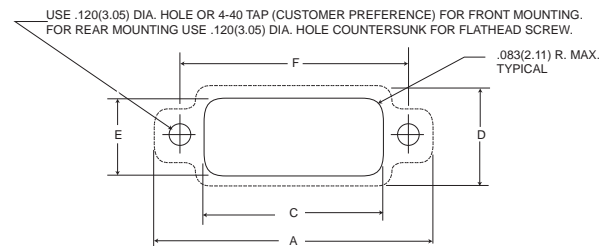
CLASS
DA – Environmental, crimp type

CONTACT TYPE
P – Pin
S – Socket

MOUNTING STYLE
No Designator – Standard mounting
F – Float mounts supplied

MODIFICATION
FO – Connector supplied less contacts, for other modifications consult factory

Panel Cutouts



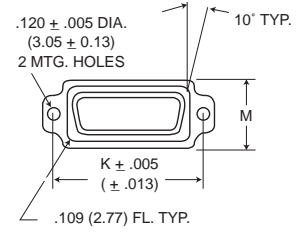
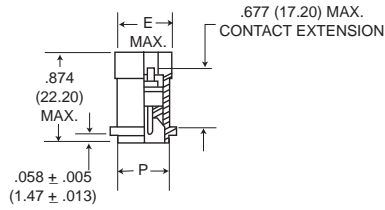
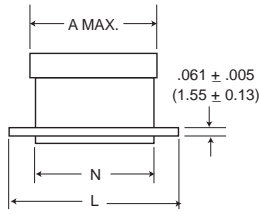
Add .032 (0.81) to dimensions C and E for float mounting.
Note: Panel cutout does not allow for potting cup clearance.

| Shell Size | A ±.010 (0.25) | C Min. | D ±.010 (0.25) | E ±.010 (0.25) | F ±.010 (0.25) |
|------------|-------------------|---------------|-------------------|-------------------|-------------------|
| DED-15 | 1.442 (36.63) | .839 (21.31) | .614 (15.60) | .497 (12.62) | 1.125 (28.58) |
| DAD-26 | 1.755 (44.58) | 1.157 (29.39) | .614 (15.60) | .497 (12.62) | 1.437 (36.50) |
| DBD-44 | 2.295 (58.29) | 1.697 (43.10) | .614 (15.60) | .497 (12.62) | 1.993 (50.62) |
| DCD-62 | 2.937 (74.60) | 2.357 (59.87) | .614 (15.60) | .497 (12.62) | 2.625 (66.68) |
| DDD-78 | 2.859 (72.62) | 2.265 (57.53) | .735 (18.67) | .610 (15.49) | 2.531 (64.29) |

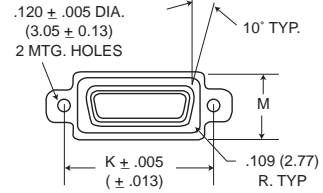
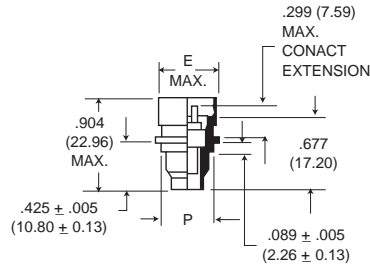
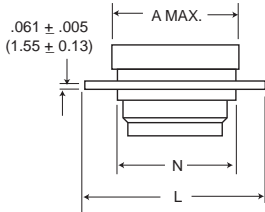
Dimensions shown in inches (mm)
Specifications and dimensions subject to change

Shell Dimensions, Standard Mount

Receptacle

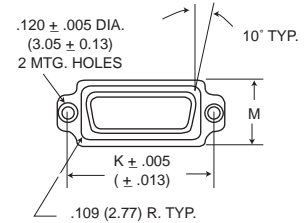
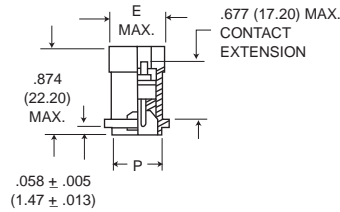
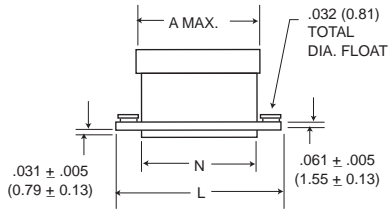


Plug

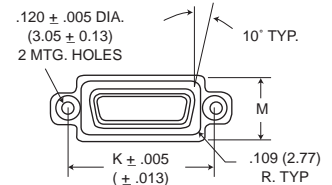
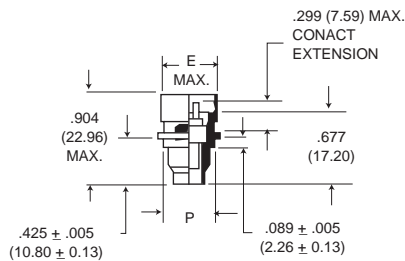
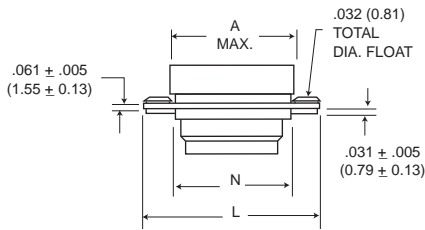


Float Mount Dimensions

Receptacle



Plug



NOTE: All D*D Environmental plugs and receptacles are provided with dust caps and removable potting caps.

| | A | E | K | L | M | N | P |
|--------------|---------------|--------------|---------------|---------------|--------------|---------------|--------------|
| Shell Size | Max. | Max. | ±.005 (0.13) | ±.010 (0.25) | ±.010 (0.25) | ±.010 (0.25) | ±.010 (0.25) |
| DED-9P, 15P | .915 (23.24) | .596 (15.14) | 1.125 (28.58) | 1.442 (36.63) | .614 (15.60) | .825 (20.86) | .483 (12.27) |
| DED-9S, 15S | .915 (23.24) | .596 (15.14) | 1.125 (28.58) | 1.442 (36.63) | .614 (15.60) | .825 (20.86) | .483 (12.27) |
| DAD-15P, 26P | 1.233 (31.32) | .596 (15.14) | 1.437 (36.50) | 1.755 (44.58) | .614 (15.60) | 1.143 (29.03) | .483 (12.27) |
| DAD-15S, 26S | 1.233 (31.32) | .596 (15.14) | 1.437 (36.50) | 1.755 (44.58) | .614 (15.60) | 1.143 (29.03) | .483 (12.27) |
| DBD-25P, 44P | 1.786 (45.36) | .596 (15.14) | 1.993 (50.62) | 2.295 (58.29) | .614 (15.60) | 1.683 (42.75) | .483 (12.27) |
| DBD-25S, 44S | 1.786 (45.36) | .596 (15.14) | 1.993 (50.62) | 2.295 (58.29) | .614 (15.60) | 1.683 (42.75) | .483 (12.27) |
| DCD-37P, 62P | 2.458 (62.43) | .567 (14.40) | 2.625 (66.68) | 2.937 (74.60) | .614 (15.60) | 2.343 (59.51) | .483 (12.27) |
| DCD-37S, 62S | 2.458 (62.43) | .567 (14.40) | 2.625 (66.68) | 2.937 (74.60) | .614 (15.60) | 2.343 (59.51) | .483 (12.27) |
| DDD-50P, 78P | 2.390 (60.71) | .680 (17.12) | 2.531 (64.29) | 2.859 (72.62) | .735 (18.67) | 2.251 (57.18) | .596 (15.14) |
| DDD-50S, 78S | 2.390 (60.71) | .680 (17.12) | 2.531 (64.29) | 2.859 (72.62) | .735 (18.67) | 2.251 (57.18) | .596 (15.14) |

All tolerances are ±.010 (0.25) unless noted otherwise.



Contact Cavity Arrangements

Plug
Face View Pin Insert
(Use a mirror image for receptacle).

| | | | | | | | |
|-------------------------|------|------|------|------|------|------|-------|
| | | | | | | | |
| Shell Size | E | E | E | A | A | A | A |
| Contact Arrangement | 2W2 | 2WK2 | 5W1 | 3W3 | 3WK3 | 7W2 | 11W1 |
| No. of Size 20 Cavities | 0#20 | 0#20 | 4#20 | 0#20 | 0#20 | 5#20 | 10#20 |
| No. of Size 8 Cavities | 2#8 | 2#8 | 1#8 | 3#8 | 3#8 | 2#8 | 1#8 |

| | | | |
|-------------------------|------|------|-------|
| | | | |
| Shell Size | B | B | B |
| Contact Arrangement | 5W54 | 9W4 | 13W3 |
| No. of Size 20 Cavities | 0#20 | 5#20 | 10#20 |
| No. of Size 8 Cavities | 5#8 | 4#8 | 3#8 |

| | | |
|-------------------------|-------|-------|
| | | |
| Shell Size | B | B |
| Contact Arrangement | 17W2 | 21W1 |
| No. of Size 20 Cavities | 15#20 | 20#20 |
| No. of Size 8 Cavities | 2#8 | 1#8 |

| | | | |
|-------------------------|------|------|-------|
| | | | |
| Shell Size | C | C | C |
| Contact Arrangement | 8W8 | 13W6 | 17W5 |
| No. of Size 20 Cavities | 0#20 | 7#20 | 12#20 |
| No. of Size 8 Cavities | 8#8 | 6#8 | 5#8 |

| | | | |
|-------------------------|-------|-------|-------|
| | | | |
| Shell Size | C | C | C |
| Contact Arrangement | 21WA4 | 25W3 | 27W2 |
| No. of Size 20 Cavities | 17#20 | 22#20 | 25#20 |
| No. of Size 8 Cavities | 4#8 | 3#8 | 2#8 |

| | | |
|-------------------------|-------|-------|
| | | |
| Shell Size | D | D |
| Contact Arrangement | 24W7 | 36W4 |
| No. of Size 20 Cavities | 17#20 | 32#20 |
| No. of Size 8 Cavities | 7#8 | 4#8 |

| | | |
|-------------------------|-------|-------|
| | | |
| Shell Size | D | D |
| Contact Arrangement | 43W2 | 47W1 |
| No. of Size 20 Cavities | 41#20 | 46#20 |
| No. of Size 8 Cavities | 2#8 | 1#8 |

Dimensions shown in inches (mm)
Specifications and dimensions subject to change
www.ittcannon.com



C
D Sub

Contact Cavities and Assembly Instructions

Contact Arrangements

Face View Pin Insert
(Use a mirror image for receptacle).

Shell Size
Contact Arrangement
Contact Size



| | | |
|-----|-----|-----|
| E | A | B |
| 9 | 15 | 25 |
| #20 | #20 | #20 |

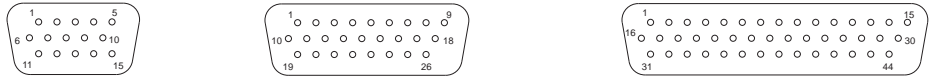
Standard Density



| | |
|-----|-----|
| C | D |
| 37 | 50 |
| #20 | #20 |

Face View Pin Insert
(Use a mirror image for receptacle).

Shell size
Contact Arrangement
Contact Size



| | | |
|-----|-----|-----|
| E | A | B |
| 15 | 26 | 44 |
| #22 | #22 | #22 |

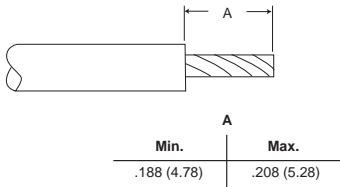
High Density



| | |
|-----|-----|
| C | D |
| 62 | 78 |
| #22 | #22 |

Assembly Instructions

Wire-Stripping – Machine Contacts



1. Cut wires to length. Strip insulation per above illustration. Check for frayed or broken wires.

Contact Crimping



2. Insert contact and wire into proper crimp tool (and locator, if required). Crimp contact to wire. Inspect crimp.

Contact Insertion



3. Center wired contact into groove of insertion tool with tool tip butting contact shoulder. Insert contact into cavity until a positive stop is felt. Inspect insertion.

Contact Extraction



4. To be sure contact is locked securely, pull back lightly on wire. Repeat for balance of contacts working row by row across the insulator.



5. Place wire into extraction tool tip.



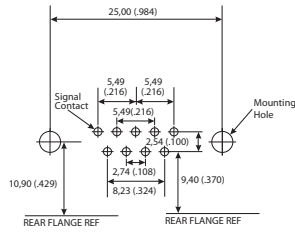
6. Insert tool tip into contact cavity until tip bottoms against contact shoulder, releasing tines. Hold wire against tool with finger and remove tool and contact. Repeat for balance of contacts.



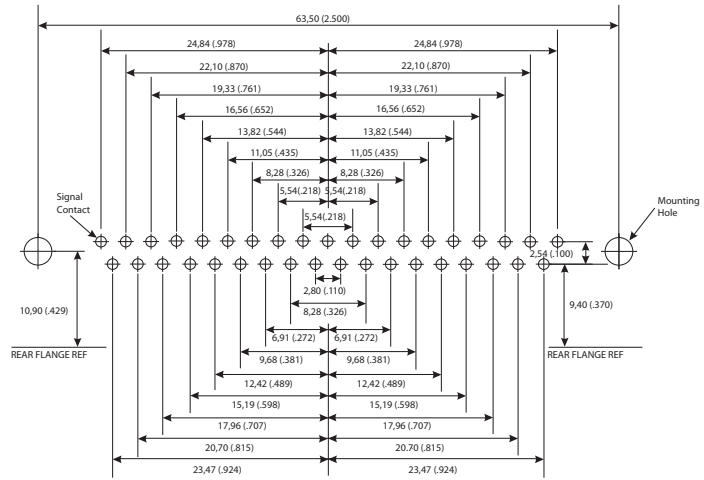
Dimensions shown in inches (mm)
Specifications and dimensions subject to change

www.ittcannon.com

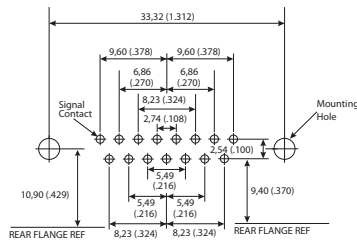
Straight PCB Plug and Receptacle



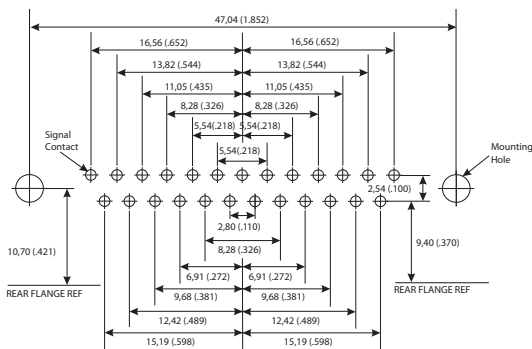
9 Contacts



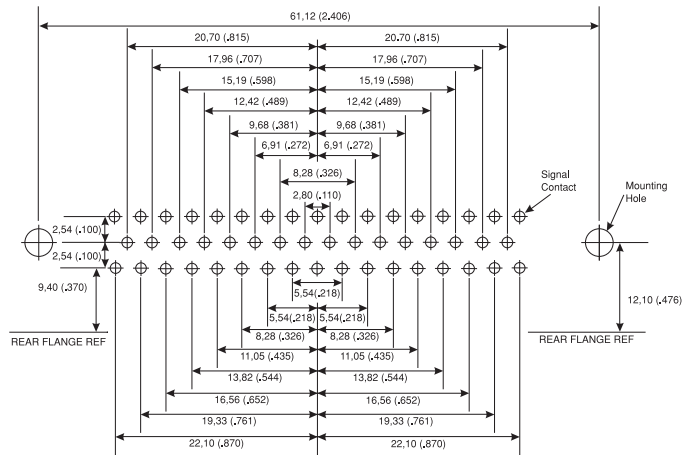
37 Contacts



15 Contacts



25 Contacts



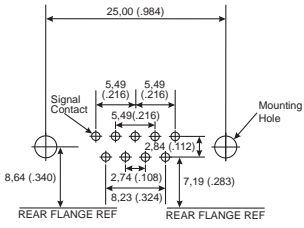
50 Contacts

| Signal Contact | Recommended PCB Hole |
|-------------------|----------------------|
| 0,60 (.024) | 1,00 (.039) |
| Mounting Type | Recommended PCB Hole |
| Without Boardlock | 3,05 (.120) |
| With Boardlock | 3,10 (.122) |

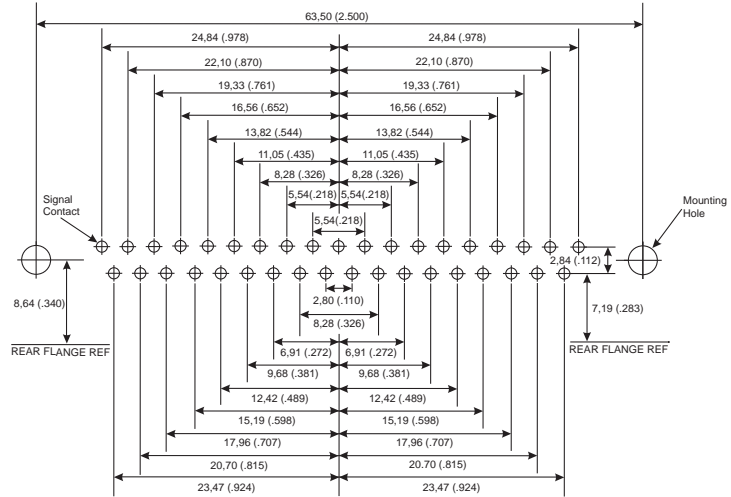
Dimensions shown in inches (mm)
Specifications and dimensions subject to change

www.itccannon.com

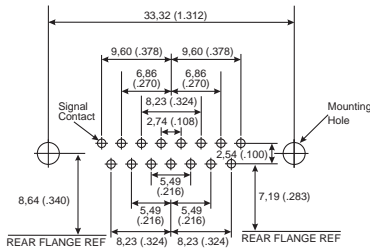
90° Plug and Receptacle



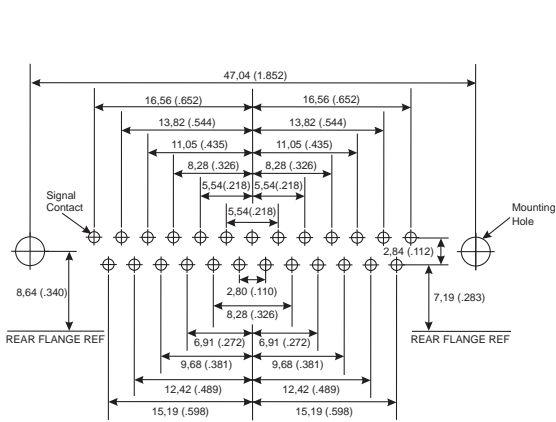
9 Contacts



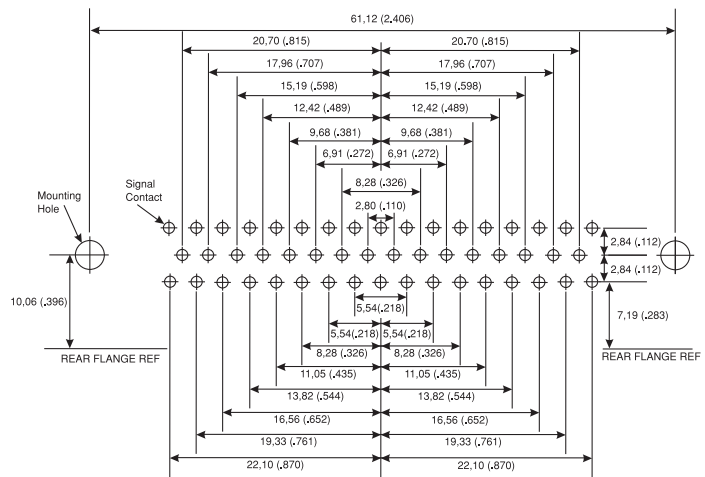
37 Contacts



15 Contacts



25 Contacts



50 Contacts

| Signal Contact | Recommended PCB Hole |
|-------------------|----------------------|
| 0,76 (.030) | 1,14 (.045) |
| 1,00 (.040) | 1,40 (.055) |
| Mounting Type | Recommended PCB Hole |
| Without Boardlock | 3,05 (.120) |
| With Boardlock | 3,10 (.122) |

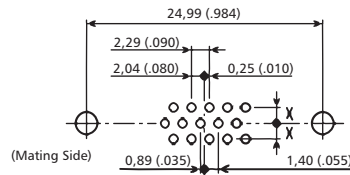
Dimensions shown in inches (mm)
Specifications and dimensions subject to change



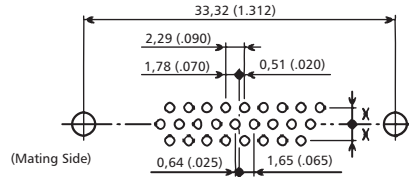
Straight PCB Hole Pattern

Face view, pin insert for plug
(use a mirror image for receptacle)

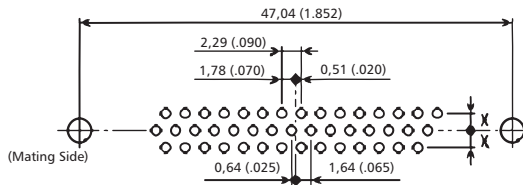
SIZE E
15 Contacts



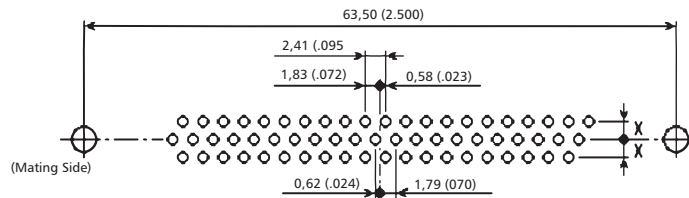
SIZE A
26 Contacts



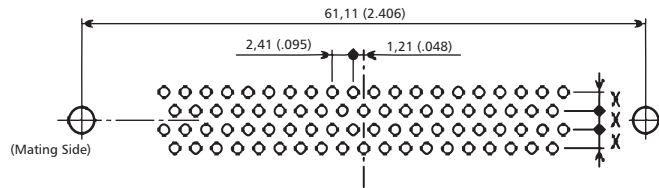
SIZE B
44 Contacts



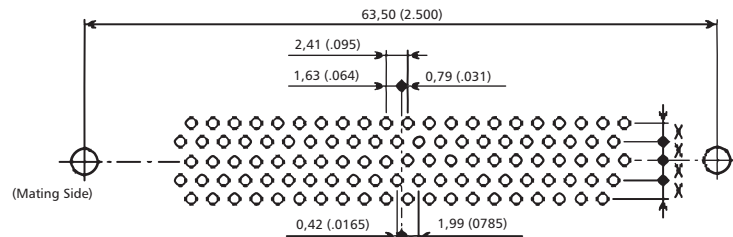
SIZE C
62 Contacts



SIZE D
78 Contacts



SIZE F
104 Contacts



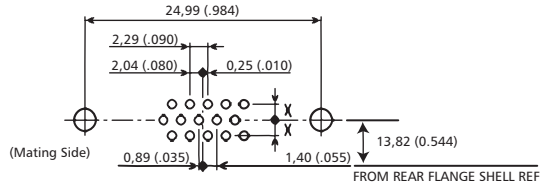
Dimension X
1,98 (.078) for sizes E, A, B, C
2,08 (.082) for size D

Recommended PC hole for signal contacts
? 0,90 (.035) min for terminations ? 0,51 (.020)
? 1,00 (.040) min for terminations ? 0,57 (.022)

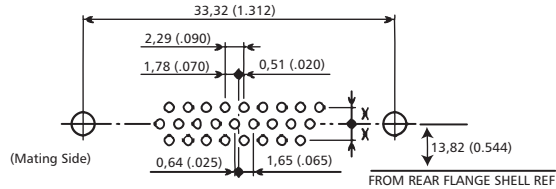
90° PCB Hole Pattern

Face view, pin insert for plug
(use a mirror image for receptacle)

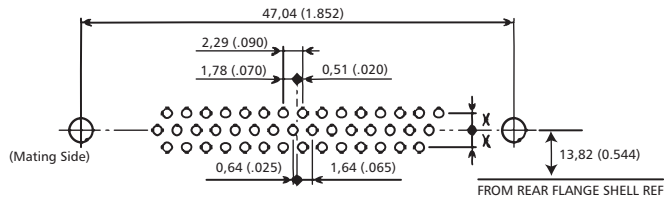
SIZE E
15 Contacts



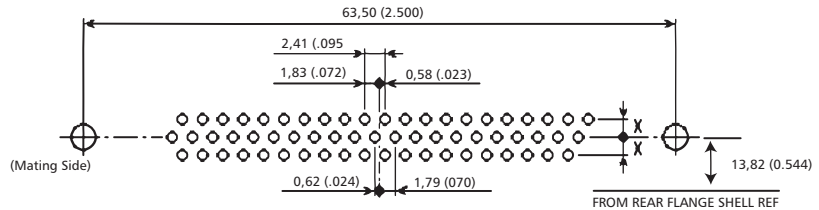
SIZE A
26 Contacts



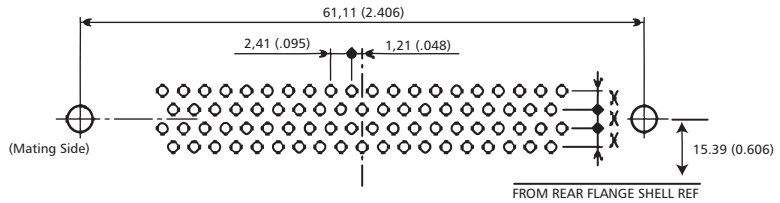
SIZE B
44 Contacts



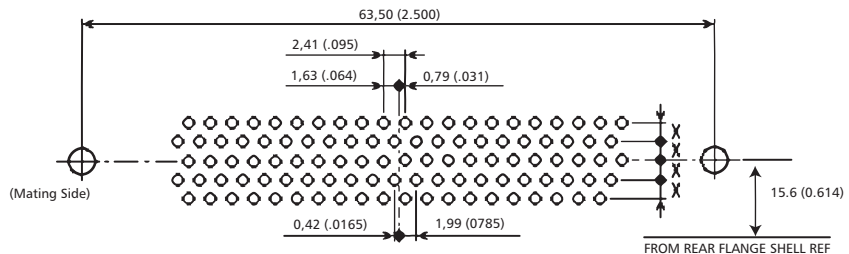
SIZE C
62 Contacts



SIZE D
78 Contacts



SIZE F
104 Contacts



Dimension X
1,98 (.078) for sizes E, A, B, C
2,08 (.082) for size D

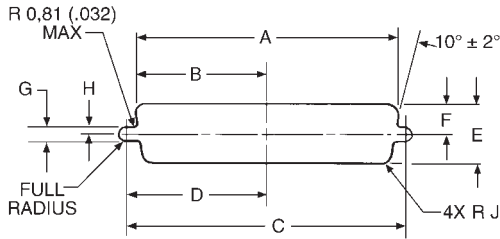
Recommended PC hole for signal contacts
? 0,90 (.035) min for terminations ? 0,51 (.020)
? 1,00 (.040) min for terminations ? 0,57 (.022)

Recommended PCB mounting hole
? 3.05 (.120)

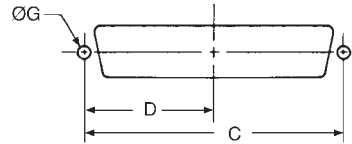
Standard Panel Cutouts

Panel Cutouts

Standard Cutout

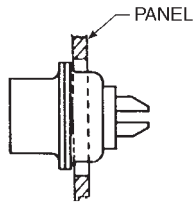


Rear Mounting Cutout (Optional)

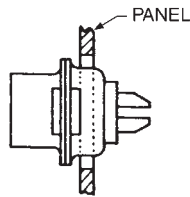


Front Panel Mounting

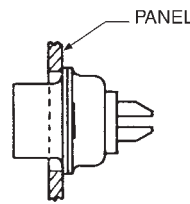
Rear Panel Mounting



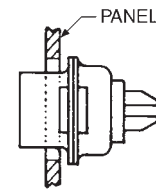
Standard Shell



Dual Float Mount Shell



Standard Shell



Dual Float Mount Shell

Standard Shell

| Shell Size | Mounting Method | A $\pm 0,13 (.005)$ | B $\pm 0,13 (.005)$ | C $\pm 0,13 (.005)$ | D $\pm 0,13 (.005)$ | E $\pm 0,13 (.005)$ | F $\pm 0,13 (.005)$ | G $\pm 0,05 (.002)$ | H $\pm 0,05 (.002)$ | J $\pm 0,05 (.002)$ |
|------------|-----------------|------------------------|------------------------|------------------------|------------------------|------------------------|------------------------|------------------------|------------------------|------------------------|
| DE | Front | 22,19 (.874) | 11,09 (.437) | 24,99 (.984) | 12,49 (.492) | 13,03 (.513) | 6,52 (.257) | 3,04 (.120) | 1,52 (.060) | 2,10 (.083) |
| | Rear | 20,47 (.806) | 10,23 (.403) | 24,99 (.984) | 12,49 (.492) | 11,40 (.449) | 5,71 (.225) | 3,04 (.120) | 1,52 (.060) | 3,35 (.132) |
| DA | Front | 30,53 (1.202) | 15,26 (.601) | 33,32 (1.312) | 16,66 (.656) | 13,03 (.513) | 6,52 (.257) | 3,04 (.120) | 1,52 (.060) | 2,10 (.083) |
| | Rear | 28,80 (1.134) | 14,40 (.567) | 33,32 (1.312) | 16,66 (.656) | 11,40 (.449) | 5,71 (.225) | 3,04 (.120) | 1,52 (.060) | 3,35 (.132) |
| DB | Front | 44,27 (1.743) | 22,14 (.872) | 47,04 (1.852) | 23,52 (.926) | 13,03 (.513) | 6,52 (.257) | 3,04 (.120) | 1,52 (.060) | 2,10 (.083) |
| | Rear | 42,51 (1.674) | 21,25 (.837) | 47,04 (1.852) | 23,52 (.926) | 11,40 (.449) | 5,71 (.225) | 3,04 (.120) | 1,52 (.060) | 3,35 (.132) |
| DC | Front | 60,73 (2.391) | 30,37 (1.196) | 63,50 (2.500) | 31,75 (1.250) | 13,03 (.513) | 6,52 (.257) | 3,04 (.120) | 1,52 (.060) | 2,10 (.083) |
| | Rear | 59,08 (2.326) | 29,54 (1.163) | 63,50 (2.500) | 31,75 (1.250) | 11,40 (.449) | 5,71 (.225) | 3,04 (.120) | 1,52 (.060) | 3,35 (.132) |
| DD | Front | 58,34 (2.297) | 29,18 (1.149) | 61,11 (2.406) | 30,55 (1.203) | 15,82 (.623) | 7,92 (.312) | 3,04 (.120) | 1,52 (.060) | 2,10 (.083) |
| | Rear | 56,33 (2.218) | 28,16 (1.109) | 61,11 (2.406) | 30,55 (1.203) | 14,09 (.555) | 7,06 (.278) | 3,04 (.120) | 1,52 (.060) | 3,35 (.132) |

Dual Float Mount Shell

| Shell Size | Mounting Method | A $\pm 0,13 (.005)$ | B $\pm 0,13 (.005)$ | C $\pm 0,13 (.005)$ | D $\pm 0,13 (.005)$ | E $\pm 0,13 (.005)$ | F $\pm 0,13 (.005)$ | G $\pm 0,05 (.002)$ | H $\pm 0,05 (.002)$ | J $\pm 0,05 (.002)$ |
|------------|-----------------|------------------------|------------------------|------------------------|------------------------|------------------------|------------------------|------------------------|------------------------|------------------------|
| DE | Front | 23,01 (.906) | 11,50 (.453) | 24,99 (.984) | 12,49 (.492) | 13,84 (.545) | 6,93 (.273) | 2,23 (.088) | 1,11 (.044) | 2,10 (.083) |
| | Rear | 21,28 (.838) | 10,64 (.419) | 24,99 (.984) | 12,49 (.492) | 12,21 (.481) | 6,12 (.241) | 2,23 (.088) | 1,11 (.044) | 3,35 (.132) |
| DA | Front | 31,34 (1.234) | 15,67 (.617) | 33,32 (1.312) | 16,66 (.656) | 13,84 (.545) | 6,93 (.273) | 2,23 (.088) | 1,11 (.044) | 2,10 (.083) |
| | Rear | 29,61 (1.166) | 14,80 (.583) | 33,32 (1.312) | 16,66 (.656) | 12,21 (.481) | 6,12 (.241) | 2,23 (.088) | 1,11 (.044) | 3,35 (.132) |
| DB | Front | 45,08 (1.775) | 22,55 (.888) | 47,04 (1.852) | 23,52 (.926) | 13,84 (.545) | 6,93 (.273) | 2,23 (.088) | 1,11 (.044) | 2,10 (.083) |
| | Rear | 43,33 (1.706) | 21,66 (.853) | 47,04 (1.852) | 23,52 (.926) | 12,21 (.481) | 6,12 (.241) | 2,23 (.088) | 1,11 (.044) | 3,35 (.132) |
| DC | Front | 61,54 (2.423) | 30,78 (1.212) | 63,50 (2.500) | 31,75 (1.250) | 13,84 (.545) | 6,93 (.273) | 2,23 (.088) | 1,11 (.044) | 2,10 (.083) |
| | Rear | 59,79 (2.354) | 29,89 (1.177) | 63,50 (2.500) | 31,75 (1.250) | 12,21 (.481) | 6,12 (.241) | 2,23 (.088) | 1,11 (.044) | 3,35 (.132) |
| DD | Front | 59,15 (2.329) | 29,59 (1.165) | 61,11 (2.406) | 30,55 (1.203) | 16,63 (.655) | 8,33 (.328) | 2,23 (.088) | 1,11 (.044) | 2,10 (.083) |
| | Rear | 57,15 (2.250) | 28,57 (1.125) | 61,11 (2.406) | 30,55 (1.203) | 14,90 (.587) | 7,46 (.294) | 2,23 (.088) | 1,11 (.044) | 3,35 (.132) |

Dimensions shown in inches (mm)
Specifications and dimensions subject to change

M24308 Cross Reference

| Gov't Designation | ITT Part Number |
|-------------------|-----------------|
| M24308/1-1Z | DEMM9S |
| M24308/1-1F | DEMM9S-A101 |
| M24308/1-2Z | DAMM15S |
| M24308/1-2F | DAMM15S-A101 |
| M24308/1-3Z | DBMM25S |
| M24308/1-3F | DBMM25S-A101 |
| M24308/1-4Z | DCMM37S |
| M24308/1-4F | DCMM37S-A101 |
| M24308/1-5Z | DDMM50S |
| M24308/1-5F | DDMM50S-A101 |
| M24308/1-12Z | DEMMY9S |
| M24308/1-12F | DEMMY9S-A101 |
| M24308/1-13Z | DAMMY15S |
| M24308/1-13F | DAMMY15S-A101 |
| M24308/1-14Z | DBMMY25S |
| M24308/1-14F | DBMMY25S-A101 |
| M24308/1-15Z | DCMMY37S |
| M24308/1-15F | DCMMY37S-A101 |
| M24308/1-16Z | DDMMY50S |
| M24308/1-16F | DDMMY50S-A101 |
| M24308/1-23Z | DEMMY9S |
| M24308/1-23F | DEMMY9S-A101 |
| M24308/1-24Z | DAMMY15S |
| M24308/1-24F | DAMMY15S-A101 |
| M24308/1-25Z | DBMMY25S |
| M24308/1-25F | DBMMY25S-A101 |
| M24308/1-26Z | DCMMY37S |
| M24308/1-26F | DCMMY37S-A101 |
| M24308/1-27Z | DDMMY50S |
| M24308/1-27F | DDMMY50S-A101 |
| M24308/2-1Z | DEMAM9S |
| M24308/2-1F | DEMAM9S-A101 |
| M24308/2-2Z | DAMAM15S |
| M24308/2-2F | DAMAM15S-A101 |
| M24308/2-3Z | DCMAM25S |
| M24308/2-3F | DCMAM25S-A101 |
| M24308/2-4Z | DCMAM37S |
| M24308/2-4F | DCMAM37S-A101 |
| M24308/2-5Z | DDMAM50S |
| M24308/2-5F | DDMAM50S-A101 |
| M24308/2-6Z | DEMAMT9S |
| M24308/2-6F | DEMAMT9S-A101 |
| M24308/2-7Z | DAMAMT15S |
| M24308/2-7F | DAMAMT15S-A101 |
| M24308/2-8Z | DBMAMT25S |
| M24308/2-8F | DBMAMT25S-A101 |
| M24308/2-9Z | DCMAMT37S |
| M24308/2-9F | DCMAMT37S-A101 |
| M24308/2-10Z | DDMAMT50S |
| M24308/2-10F | DDMAMT50S-A101 |
| M24308/2-11Z | DEMAM15S |
| M24308/2-11F | DEMAM15S-A101 |
| M24308/2-12Z | DAMAM26S |
| M24308/2-12F | DAMAM26S-A101 |
| M24308/2-13Z | DBMAM44S |
| M24308/2-13F | DBMAM44S-A101 |
| M24308/2-14Z | DCMAM62S |
| M24308/2-14F | DCMAM62S-A101 |

| Gov't Designation | ITT Part Number |
|-------------------|------------------|
| M24308/2-15Z | DDMAM78S |
| M24308/2-15F | DDMAM78S-A101 |
| M24308/2-17Z | DEMAMT15S |
| M24308/2-17F | DEMAMT15S-A101 |
| M24308/2-18Z | DAMAMT26S |
| M24308/2-18F | DAMAMT26S-A101 |
| M24308/2-19Z | DBMAMT44S |
| M24308/2-19F | DBMAMT44S-A101 |
| M24308/2-20Z | DCMAMT62S |
| M24308/2-20F | DCMAMT62S-A101 |
| M24308/2-21Z | DDMAMT78S |
| M24308/2-21F | DDMAMT78S-A101 |
| M24308/2-23Z | DEMAMY9S |
| M24308/2-23F | DEMAMY9S-A101 |
| M24308/2-24Z | DAMAMY15S |
| M24308/2-24F | DAMAMY15S-A101 |
| M24308/2-25Z | DBMAMY25S |
| M24308/2-25F | DBMAMY25S-A101 |
| M24308/2-26Z | DCMAMY37S |
| M24308/2-26F | DCMAMY37S-A101 |
| M24308/2-27Z | DDMAMY50S |
| M24308/2-27F | DDMAMY50S-A101 |
| M24308/2-28Z | DEMAMY15S |
| M24308/2-28F | DEMAMY15S-A101 |
| M24308/2-29Z | DAMAMY26S |
| M24308/2-29F | DAMAMY26S-A101 |
| M24308/2-30Z | DBMAMY44S |
| M24308/2-30F | DBMAMY44S-A101 |
| M24308/2-31Z | DCMAMY62S |
| M24308/2-31F | DCMAMY62S-A101 |
| M24308/2-32Z | DDMAMY78S |
| M24308/2-32F | DDMAMY78S-A101 |
| M24308/2-34Z | DEMAMYT9S |
| M24308/2-34F | DEMAMYT9S-A101 |
| M24308/2-35Z | DAMAMYT15S |
| M24308/2-35F | DAMAMYT15S-A101 |
| M24308/2-36Z | DBMAMYT25S |
| M24308/2-36F | DBMAMYT25S-A101 |
| M24308/2-37Z | DCMAMYT37S |
| M24308/2-37F | DCMAMYT37S-A101 |
| M24308/2-38Z | DDMAMYT50S |
| M24308/2-38F | DDMAMYT50S-A101 |
| M24308/2-39Z | DEMAMYT15S |
| M24308/2-39F | DEMAMYT15S-A101 |
| M24308/2-40Z | DAMAMYT26S |
| M24308/2-40F | DAMAMYT26S-A101 |
| M24308/2-41Z | DBMAMYT44S |
| M24308/2-41F | DBMAMYT44S-A101 |
| M24308/2-42Z | DCMAMYT62S |
| M24308/2-42F | DCMAMYT62S-A101 |
| M24308/2-43Z | DDMAMYT78S |
| M24308/2-43F | DDMAMYT78S-A101 |
| M24308/2-281Z | DEMAM9S-FO |
| M24308/2-281F | DEMAM9S-A101-FO |
| M24308/2-282Z | DAMAM15S-FO |
| M24308/2-282F | DAMAM15S-A101-FO |
| M24308/2-283Z | DBMAM25S-FO |
| M24308/2-283F | DBMAM25S-A101-FO |

| Gov't Designation | ITT Part Number |
|-------------------|-------------------|
| M24308/2-284Z | DCMAM37S-FO |
| M24308/2-284F | DCMAM37S-A101-FO |
| M24308/2-285Z | DDMAM50S-FO |
| M24308/2-285F | DDMAM50S-A101-FO |
| M24308/2-286Z | DEMAM15S-FO |
| M24308/2-286F | DEMAM15S-A101-FO |
| M24308/2-287Z | DAMAM26S-FO |
| M24308/2-287F | DAMAM26S-A101-FO |
| M24308/2-288Z | DBMAM44S-FO |
| M24308/2-288F | DBMAM44S-A101-FO |
| M24308/2-289Z | DCMAM62S-FO |
| M24308/2-289F | DCMAM62S-A101-FO |
| M24308/2-290Z | DDMAM78S-FO |
| M24308/2-290F | DDMAM78S-A101-FO |
| M24308/2-292Z | DEMAMY9S-FO |
| M24308/2-292F | DEMAMY9S-A101-FO |
| M24308/2-293Z | DAMAMY15S-FO |
| M24308/2-293F | DAMAMY15S-A101-FO |
| M24308/2-294Z | DBMAMY25S-FO |
| M24308/2-294F | DBMAMY25S-A101-FO |
| M24308/2-295Z | DCMAMY37S-FO |
| M24308/2-295F | DCMAMY37S-A101-FO |
| M24308/2-296Z | DDMAMY50S-FO |
| M24308/2-296F | DDMAMY50S-A101-FO |
| M24308/2-297Z | DEMAMY15S-FO |
| M24308/2-297F | DEMAMY15S-A101-FO |
| M24308/2-298Z | DAMAMY26S-FO |
| M24308/2-298F | DAMAMY26S-A101-FO |
| M24308/2-299Z | DBMAMY44S-FO |
| M24308/2-299F | DBMAMY44S-A101-FO |
| M24308/2-300Z | DCMAMY62S-FO |
| M24308/2-300F | DCMAMY62S-A101-FO |
| M24308/2-301Z | DDMAMY78S-FO |
| M24308/2-301F | DDMAMY78S-A101-FO |
| M24308/2-335Z | DBMAMY25S |
| M24308/2-335F | DBMAMY25S-A101 |
| M24308/2-336Z | DCMAMY37S |
| M24308/2-336F | DCMAMY37S-A101 |
| M24308/2-341Z | DAMAMY15S |
| M24308/2-341F | DAMAMY15S-A101 |
| M24308/2-342Z | DEMAMY9S |
| M24308/2-342F | DEMAMY9S-A101 |
| M24308/2-343Z | DAMAMY15S |
| M24308/2-343F | DAMAMY15S-A101 |
| M24308/2-344Z | DBMAMY25S |
| M24308/2-344F | DBMAMY25S-A101 |
| M24308/2-345Z | DCMAMY37S |
| M24308/2-345F | DCMAMY37S-A101 |
| M24308/2-346Z | DDMAMY50S |
| M24308/2-346F | DDMAMY50S-A101 |
| M24308/2-347Z | DEMAMY15S |
| M24308/2-347F | DEMAMY15S-A101 |
| M24308/2-348Z | DAMAMY26S |
| M24308/2-348F | DAMAMY26S-A101 |
| M24308/2-349Z | DBMAMY44S |
| M24308/2-349F | DBMAMY44S-A101 |
| M24308/2-350Z | DCMAMY62S |
| M24308/2-350F | DCMAMY62S-A101 |



Dimensions shown in inches (mm)
Specifications and dimensions subject to change

| Gov't Designation | ITT Part Number |
|-------------------|--------------------|
| M24308/2-351Z | DDMAMY78S |
| M24308/2-351F | DDMAMY78S-A101 |
| M24308/2-353Z | DEMAMYT9S |
| M24308/2-353F | DEMAMYT9S-A101 |
| M24308/2-354Z | DAMAMYT15S |
| M24308/2-354F | DAMAMYT15S-A101 |
| M24308/2-355Z | DBMAMYT25S |
| M24308/2-355F | DBMAMYT25S-A101 |
| M24308/2-356Z | DCMAMYT37S |
| M24308/2-356F | DCMAMYT37S-A101 |
| M24308/2-357Z | DDMAMYT50S |
| M24308/2-357F | DDMAMYT50S-A101 |
| M24308/2-358Z | DEMAMYT15S |
| M24308/2-358F | DEMAMYT15S-A101 |
| M24308/2-359Z | DAMAMYT26S |
| M24308/2-359F | DAMAMYT26S-A101 |
| M24308/2-360Z | DBMAMYT44S |
| M24308/2-360F | DBMAMYT44S-A101 |
| M24308/2-361Z | DCMAMYT62S |
| M24308/2-361F | DCMAMYT62S-A101 |
| M24308/2-362Z | DDMAMYT78S |
| M24308/2-362F | DDMAMYT78S-A101 |
| M24308/2-482Z | DEMAMY9S-FO |
| M24308/2-482F | DEMAMY9S-A101-FO |
| M24308/2-483Z | DAMAMY15-S-FO |
| M24308/2-483F | DAMAMY15-S-A101-FO |
| M24308/2-484Z | DBMAMY25S-FO |
| M24308/2-484F | DBMAMY25S-A101-FO |
| M24308/2-485Z | DCMAMY37S-FO |
| M24308/2-485F | DCMAMY37S-A101-FO |
| M24308/2-486Z | DDMAMY50S-FO |
| M24308/2-486F | DDMAMY50S-A101-FO |
| M24308/2-487Z | DEMAMY15S-FO |
| M24308/2-487F | DEMAMY15S-A101-FO |
| M24308/2-488Z | DAMAMY26S-FO |
| M24308/2-488F | DAMAMY26S-A101-FO |
| M24308/2-489Z | DBMAMY44S-FO |
| M24308/2-489F | DBMAMY44S-A101-FO |
| M24308/2-490Z | DCMAMY62S-FO |
| M24308/2-490F | DCMAMY62S-A101-FO |
| M24308/2-491Z | DDMAMY78S-FO |
| M24308/2-491F | DDMAMY78S-A101-FO |
| M24308/2-509Z | DBMAMY25S |
| M24308/2-509F | DBMAMY25S-A101 |
| M24308/2-510Z | DCMAMY37S |
| M24308/2-510F | DCMAMY37S-A101 |
| M24308/2-515Z | DAMAMY15S |
| M24308/2-515F | DAMAMY15S-A101 |
| M24308/3-1Z | DEMAM9P |
| M24308/3-1F | DEMAM9P-A101 |
| M24308/3-2Z | DAMM15P |
| M24308/3-2F | DAMM15P-A101 |
| M24308/3-3Z | DBMM25P |
| M24308/3-3F | DBMM25P-A101 |
| M24308/3-4Z | DCMM37P |
| M24308/3-4F | DCMM37P-A101 |
| M24308/3-5Z | DDMM50P |
| M24308/3-5F | DDMM50P-A101 |

| Gov't Designation | ITT Part Number |
|-------------------|-----------------|
| M24308/3-12Z | DEMMY-9P |
| M24308/3-12F | DEMMY-9P-A101 |
| M24308/3-13Z | DAMMY-15P |
| M24308/3-13F | DAMMY-15P-A101 |
| M24308/3-14Z | DBMMY-25P |
| M24308/3-14F | DBMMY-25P-A101 |
| M24308/3-15Z | DCMMY-37P |
| M24308/3-15F | DCMMY-37P-A101 |
| M24308/3-16Z | DDMMY-50P |
| M24308/3-16F | DDMMY-50P-A101 |
| M24308/3-17Z | DEMMY-9P |
| M24308/3-17F | DEMMY-9P-A101 |
| M24308/3-18Z | DAMMY-15P |
| M24308/3-18F | DAMMY-15P-A101 |
| M24308/3-19Z | DBMMY-25P |
| M24308/3-19F | DBMMY-25P-A101 |
| M24308/3-20Z | DCMMY-37P |
| M24308/3-20F | DCMMY-37P-A101 |
| M24308/3-21Z | DDMMY-50P |
| M24308/3-21F | DDMMY-50P-A101 |
| M24308/4-1Z | DEMAM9P |
| M24308/4-1F | DEMAM9P-A101 |
| M24308/4-2Z | DAMAM15P |
| M24308/4-2F | DAMAM15P-A101 |
| M24308/4-3Z | DBMAM25P |
| M24308/4-3F | DBMAM25P-A101 |
| M24308/4-4Z | DCMAM37P |
| M24308/4-4F | DCMAM37P-A101 |
| M24308/4-5Z | DDMAM50P |
| M24308/4-5F | DDMAM50P-A101 |
| M24308/4-6Z | DEMAMT9P |
| M24308/4-6F | DEMAMT9P-A101 |
| M24308/4-7Z | DAMAMT15P |
| M24308/4-7F | DAMAMT15P-A101 |
| M24308/4-8Z | DBMAMT25P |
| M24308/4-8F | DBMAMT25P-A101 |
| M24308/4-9Z | DCMAMT37P |
| M24308/4-9F | DCMAMT37P-A101 |
| M24308/4-10Z | DDMAMT50P |
| M24308/4-10F | DDMAMT50P-A101 |
| M24308/4-11Z | DEMAM15P |
| M24308/4-11F | DEMAM15P-A101 |
| M24308/4-12Z | DAMAM26P |
| M24308/4-12F | DAMAM26P-A101 |
| M24308/4-13Z | DBMAM44P |
| M24308/4-13F | DBMAM44P-A101 |
| M24308/4-14Z | DCMAM62P |
| M24308/4-14F | DCMAM62P-A101 |
| M24308/4-15Z | DDMAM78P |
| M24308/4-15F | DDMAM78P-A101 |
| M24308/4-17Z | DEMAMT15P |
| M24308/4-17F | DEMAMT15P-A101 |
| M24308/4-18Z | DAMAMT26P |
| M24308/4-18F | DAMAMT26P-A101 |
| M24308/4-19Z | DBMAMT44P |
| M24308/4-19F | DBMAMT44P-A101 |
| M24308/4-20Z | DCMAMT62P |
| M24308/4-20F | DCMAMT62P-A101 |

| Gov't Designation | ITT Part Number |
|-------------------|------------------|
| M24308/4-21Z | DDMAMT78P |
| M24308/4-21F | DDMAMT78P-A101 |
| M24308/4-259Z | DEMAM9P-FO |
| M24308/4-259F | DEMAM9P-A101-FO |
| M24308/4-260Z | DAMAM15P-FO |
| M24308/4-260F | DAMAM15P-A101-FO |
| M24308/4-261Z | DBMAM25P-FO |
| M24308/4-261F | DBMAM25P-A101-FO |
| M24308/4-262Z | DCMAM37P-FO |
| M24308/4-262F | DCMAM37P-A101-FO |
| M24308/4-263Z | DDMAM50P-FO |
| M24308/4-263F | DDMAM50P-A101-FO |
| M24308/4-264Z | DEMAM15P-FO |
| M24308/4-264F | DEMAM15P-A101-FO |
| M24308/4-265Z | DAMAM26P-FO |
| M24308/4-265F | DAMAM26P-A101-FO |
| M24308/4-266Z | DBMAM44P-FO |
| M24308/4-266F | DBMAM44P-A101-FO |
| M24308/4-267Z | DCMAM62P-FO |
| M24308/4-267F | DCMAM62P-A101-FO |
| M24308/4-268Z | DDMAM78P-FO |
| M24308/4-268F | DDMAM78P-A101-FO |
| M24308/4-302Z | DEMAMY9P |
| M24308/4-302F | DEMAMY9P-A101 |
| M24308/4-303Z | DAMAMY15P |
| M24308/4-303F | DAMAMY15P-A101 |
| M24308/4-304Z | DBMAMY25P |
| M24308/4-304F | DBMAMY25P-A101 |
| M24308/4-305Z | DCMAMY37P |
| M24308/4-305F | DCMAMY37P-A101 |
| M24308/4-306Z | DDMAMY50P |
| M24308/4-306F | DDMAMY50P-A101 |
| M24308/4-307Z | DEMAMY15P |
| M24308/4-307F | DEMAMY15P-A101 |
| M24308/4-308Z | DAMAMY26P |
| M24308/4-308F | DAMAMY26P-A101 |
| M24308/4-309Z | DBMAMY44P |
| M24308/4-309F | DBMAMY44P-A101 |
| M24308/4-310Z | DCMAMY62P |
| M24308/4-310F | DCMAMY62P-A101 |
| M24308/4-311Z | DDMAMY78P |
| M24308/4-311F | DDMAMY78P-A101 |
| M24308/4-313Z | DEMAMYT9P |
| M24308/4-313F | DEMAMYT9P-A101 |
| M24308/4-314Z | DAMAMYT15P |
| M24308/4-314F | DAMAMYT15P-A101 |
| M24308/4-315Z | DBMAMYT25P |
| M24308/4-315F | DBMAMYT25P-A101 |
| M24308/4-316Z | DCMAMYT37P |
| M24308/4-316F | DCMAMYT37P-A101 |
| M24308/4-317Z | DDMAMYT50P |
| M24308/4-317F | DDMAMYT50P-A101 |
| M24308/4-318Z | DEMAMYT15P |
| M24308/4-318F | DEMAMYT15P-A101 |
| M24308/4-319Z | DAMAMYT26P |
| M24308/4-319F | DAMAMYT26P-A101 |
| M24308/4-320Z | DBMAMYT44P |
| M24308/4-320F | DBMAMYT44P-A101 |

Dimensions shown in inches (mm)
 Specifications and dimensions subject to change



D Sub

M24308 Cross Reference

| Gov't Designation | ITT Part Number |
|-------------------|-------------------|
| M24308/4-321Z | DCMAMYT62P |
| M24308/4-321F | DCMAMYT62P-A101 |
| M24308/4-322Z | DDMAMYT78P |
| M24308/4-322F | DDMAMYT78P-A101 |
| M24308/4-324Z | DEMAMY9PFO |
| M24308/4-324F | DEMAMY9P-A101-FO |
| M24308/4-325Z | DAMAMY15PFO |
| M24308/4-325F | DAMAMY15P-A101-FO |
| M24308/4-326Z | DBMAMY25PFO |
| M24308/4-326F | DBMAMY25P-A101-FO |
| M24308/4-327Z | DCMAMY37PFO |
| M24308/4-327F | DCMAMY37P-A101-FO |
| M24308/4-328Z | DDMAMY50PFO |
| M24308/4-328F | DDMAMY50P-A101-FO |
| M24308/4-329Z | DEMAMY15P-FO |
| M24308/4-329F | DEMAMY15P-A101-FO |
| M24308/4-330Z | DAMAMY26P-FO |
| M24308/4-330F | DAMAMY26P-A101-FO |
| M24308/4-331Z | DBMAMY44P-FO |
| M24308/4-331F | DBMAMY44P-A101-FO |
| M24308/4-332Z | DCMAMY62P-FO |
| M24308/4-332F | DCMAMY62P-A101-FO |
| M24308/4-333Z | DDMAMY78P-FO |
| M24308/4-333F | DDMAMY78P-A101-FO |
| M24308/4-435Z | DEMAMY9P |
| M24308/4-435F | DEMAMY9P-A101 |
| M24308/4-436Z | DAMAMY15P |
| M24308/4-436F | DAMAMY15P-A101 |
| M24308/4-437Z | DBMAMY25P |
| M24308/4-437F | DBMAMY25P-A101 |
| M24308/4-438Z | DCMAMY37P |
| M24308/4-438F | DCMAMY37P-A101 |
| M24308/4-439Z | DDMAMY50P |
| M24308/4-439F | DDMAMY50P-A101 |
| M24308/4-440Z | DEMAMY15P |
| M24308/4-440F | DEMAMY15P-A101 |
| M24308/4-441Z | DAMAMY26P |
| M24308/4-441F | DAMAMY26P-A101 |
| M24308/4-442Z | DBMAMY44P |
| M24308/4-442F | DBMAMY44P-A101 |
| M24308/4-443Z | DCMAMY62P |
| M24308/4-443F | DCMAMY62P-A101 |
| M24308/4-444Z | DDMAMY78P |
| M24308/4-444F | DDMAMY78P-A101 |
| M24308/4-446Z | DEMAMY9P |
| M24308/4-446F | DEMAMY9P-A101 |
| M24308/4-447Z | DAMAMY15P |
| M24308/4-447F | DAMAMY15P-A101 |
| M24308/4-448Z | DBMAMY25P |
| M24308/4-448F | DBMAMY25P-A101 |
| M24308/4-449Z | DCMAMY37P |
| M24308/4-449F | DCMAMY37P-A101 |
| M24308/4-450Z | DDMAMY50P |
| M24308/4-450F | DDMAMY50P-A101 |
| M24308/4-451Z | DEMAMY15P |
| M24308/4-451F | DEMAMY15P-A101 |
| M24308/4-452Z | DAMAMY26P |
| M24308/4-452F | DAMAMY26P-A101 |

| Gov't Designation | ITT Part Number |
|-------------------|-------------------|
| M24308/4-452F | DAMAMY26P-A101 |
| M24308/4-453Z | DBMAMY44P |
| M24308/4-453F | DBMAMY44P-A101 |
| M24308/4-454Z | DCMAMY62P |
| M24308/4-454F | DCMAMY62P-A101 |
| M24308/4-455Z | DDMAMY78P |
| M24308/4-455F | DDMAMY78P-A101 |
| M24308/4-457Z | DEMAMY9P-FO |
| M24308/4-457F | DEMAMY9P-A101-FO |
| M24308/4-458Z | DAMAMY15P-FO |
| M24308/4-458F | DAMAMY15P-A101-FO |
| M24308/4-459Z | DBMAMY25P-FO |
| M24308/4-459F | DBMAMY25P-A101-FO |
| M24308/4-460Z | DCMAMY37P-FO |
| M24308/4-460F | DCMAMY37P-A101-FO |
| M24308/4-461Z | DDMAMY50P-FO |
| M24308/4-461F | DDMAMY50P-A101-FO |
| M24308/4-462Z | DEMAMY15P-FO |
| M24308/4-462F | DEMAMY15P-A101-FO |
| M24308/4-463Z | DAMAMY26P-FO |
| M24308/4-463F | DAMAMY26P-A101-FO |
| M24308/4-464Z | DBMAMY44P-FO |
| M24308/4-464F | DBMAMY44P-A101-FO |
| M24308/4-465Z | DCMAMY62P-FO |
| M24308/4-465F | DCMAMY62P-A101-FO |
| M24308/4-466Z | DDMAMY78P-FO |
| M24308/4-466F | DDMAMY78P-A101-FO |
| M24308/5-1Z | DEMAM9SNM |
| M24308/5-1F | DEMAM9SNM-A101 |
| M24308/5-1P | DEMAM9SNM-F225 |
| M24308/5-2Z | DAMM15SNM |
| M24308/5-2F | DAMM15SNM-A101 |
| M24308/5-2P | DAMM15SNM-F225 |
| M24308/5-3Z | DBMM25SNM |
| M24308/5-3F | DBMM25SNM-A101 |
| M24308/5-3P | DBMM25SNM-F225 |
| M24308/5-4Z | DCMM37SNM |
| M24308/5-4F | DCMM37SNM-A101 |
| M24308/5-4P | DCMM37SNM-F225 |
| M24308/5-5Z | DDMM50SNM |
| M24308/5-5F | DDMM50SNM-A101 |
| M24308/5-5P | DDMM50SNM-F225 |
| M24308/5-12Z | DEMMY9SNM |
| M24308/5-12F | DEMMY9SNM-A101 |
| M24308/5-13Z | DAMMY15SNM |
| M24308/5-13F | DAMMY15SNM-A101 |
| M24308/5-14Z | DBMMY25SNM |
| M24308/5-14F | DBMMY25SNM-A101 |
| M24308/5-15Z | DCMMY37SNM |
| M24308/5-15F | DCMMY37SNM-A101 |
| M24308/5-16Z | DDMMY50SNM |
| M24308/5-16F | DDMMY50SNM-A101 |
| M24308/5-23Z | DEMMY9SNM |
| M24308/5-23F | DEMMY9SNM-A101 |
| M24308/5-24Z | DAMMY15SNM |
| M24308/5-24F | DAMMY15SNM-A101 |
| M24308/5-25Z | DBMMY25SNM |
| M24308/5-25F | DBMMY25SNM-A101 |
| M24308/5-26Z | DCMMY37SNM |

| Gov't Designation | ITT Part Number |
|-------------------|------------------|
| M24308/5-26F | DCMMY37SNM-A101 |
| M24308/5-27Z | DDMMY50SNM |
| M24308/5-27F | DDMMY50SNM-A101 |
| M24308/5-34 | DEMAM9SNMBK52 |
| M24308/5-35 | DAMM15SNMBK52 |
| M24308/5-36 | DBMM25SNMBK52 |
| M24308/5-37 | DCMM37SNMBK52 |
| M24308/5-38 | DDMM50SNMBK52 |
| M24308/5-45 | DEMMY9SNMBK52 |
| M24308/5-46 | DAMMY15SNMBK52 |
| M24308/5-47 | DBMMY25SNMBK52 |
| M24308/5-48 | DCMMY37SNMBK52 |
| M24308/5-49 | DDMMY50SNMBK52 |
| M24308/5-56 | DEMMY9SNMBK52 |
| M24308/5-57 | DAMMY15SNMBK52 |
| M24308/5-58 | DBMMY25SNMBK52 |
| M24308/5-59 | DCMMY37SNMBK52 |
| M24308/5-60 | DDMMY50SNMBK52 |
| M24308/6-1Z | DEMAM9SNM |
| M24308/6-1F | DEMAM9SNM-A101 |
| M24308/6-1P | DEMAM9SNM-F225 |
| M24308/6-2Z | DAMAM15SNM |
| M24308/6-2F | DAMAM15SNM-A101 |
| M24308/6-2P | DAMAM15SNM-F225 |
| M24308/6-3Z | DBMAM25SNM |
| M24308/6-3F | DBMAM25SNM-A101 |
| M24308/6-3P | DBMAM25SNM-F225 |
| M24308/6-4Z | DCMAM37SNM |
| M24308/6-4F | DCMAM37SNM-A101 |
| M24308/6-4P | DCMAM37SNM-F225 |
| M24308/6-5Z | DDMAM50SNM |
| M24308/6-5F | DDMAM50SNM-A101 |
| M24308/6-5P | DDMAM50SNM-F225 |
| M24308/6-6Z | DEMAMT9SNM |
| M24308/6-6F | DEMAMT9SNM-A101 |
| M24308/6-6P | DEMAMT9SNM-F225 |
| M24308/6-7Z | DAMAMT15SNM |
| M24308/6-7F | DAMAMT15SNM-A101 |
| M24308/6-7P | DAMAMT15SNM-F225 |
| M24308/6-8Z | DBMAMT25SNM |
| M24308/6-8F | DBMAMT25SNM-A101 |
| M24308/6-8P | DBMAMT25SNM-F225 |
| M24308/6-9Z | DCMAMT37SNM |
| M24308/6-9F | DCMAMT37SNM-A101 |
| M24308/6-9P | DCMAMT37SNM-F225 |
| M24308/6-10Z | DDMAMT50SNM |
| M24308/6-10F | DDMAMT50SNM-A101 |
| M24308/6-10P | DDMAMT50SNM-F225 |
| M24308/6-11Z | DEMAM15SNM |
| M24308/6-11F | DEMAM15SNM-A101 |
| M24308/6-11P | DEMAM15SNM-F225 |
| M24308/6-12Z | DAMAM26SNM |
| M24308/6-12F | DAMAM26SNM-A101 |
| M24308/6-12P | DAMAM26SNM-F225 |
| M24308/6-13Z | DBMAM44SNM |
| M24308/6-13F | DBMAM44SNM-A101 |
| M24308/6-13P | DBMAM44SNM-F225 |
| M24308/6-14Z | DCMAM62SNM |

D Sub



Dimensions shown in inches (mm)
Specifications and dimensions subject to change

| Gov't Designation | ITT Part Number |
|-------------------|-------------------|
| M24308/6-14F | DCMAM62SNM-A101 |
| M24308/6-14P | DCMAM62SNM-F225 |
| M24308/6-15Z | DDMAM78SNM |
| M24308/6-15F | DDMAM78SNM-A101 |
| M24308/6-15P | DDMAM78SNM-F225 |
| M24308/6-17Z | DEMAMT15SNM |
| M24308/6-17F | DEMAMT15SNM-A101 |
| M24308/6-17P | DEMAMT15SNM-F225 |
| M24308/6-18Z | DAMAMT26SNM |
| M24308/6-18F | DAMAMT26SNM-A101 |
| M24308/6-18P | DAMAMT26SNM-F225 |
| M24308/6-19Z | DBMAMT44SNM |
| M24308/6-19F | DBMAMT44SNM-A101 |
| M24308/6-19P | DBMAMT44SNM-F225 |
| M24308/6-20Z | DCMAMT62SNM |
| M24308/6-20F | DCMAMT62SNM-A101 |
| M24308/6-20P | DCMAMT62SNM-F225 |
| M24308/6-21Z | DDMAMT78SNM |
| M24308/6-21F | DDMAMT78SNM-A101 |
| M24308/6-21P | DDMAMT78SNM-F225 |
| M24308/6-259Z | DEMAMY9SNM |
| M24308/6-259F | DEMAMY9SNM-A101 |
| M24308/6-260Z | DAMAMY15SNM |
| M24308/6-260F | DAMAMY15SNM-A101 |
| M24308/6-261Z | DBMAMY25SNM |
| M24308/6-261F | DBMAMY25SNM-A101 |
| M24308/6-262Z | DCMAMY37SNM |
| M24308/6-262F | DCMAMY37SNM-A101 |
| M24308/6-263Z | DDMAMY50SNM |
| M24308/6-263F | DDMAMY50SNM-A101 |
| M24308/6-264Z | DEMAMY15SNM |
| M24308/6-264F | DEMAMY15SNM-A101 |
| M24308/6-265Z | DAMAMY26SNM |
| M24308/6-265F | DAMAMY26SNM-A101 |
| M24308/6-266Z | DBMAMY44SNM |
| M24308/6-266F | DCMAMY44SNM-A101 |
| M24308/6-267Z | DCMAMY62SNM |
| M24308/6-267F | DCMAMY62SNM-A101 |
| M24308/6-268Z | DDMAMY78SNM |
| M24308/6-268F | DDMAMY78SNM-A101 |
| M24308/6-270Z | DEMAMYT9SNM |
| M24308/6-270F | DEMAMYT9SNM-A101 |
| M24308/6-271Z | DAMAMYT15SNM |
| M24308/6-271F | DAMAMYT15SNM-A101 |
| M24308/6-272Z | DBMAMYT25SNM |
| M24308/6-272F | DBMAMYT25SNM-A101 |
| M24308/6-273Z | DCMAMYT37SNM |
| M24308/6-273F | DCMAMYT37SNM-A101 |
| M24308/6-274Z | DDMAMYT50SNM |
| M24308/6-274F | DDMAMYT50SNM-A101 |
| M24308/6-275Z | DEMAMYT15SNM |
| M24308/6-275F | DEMAMYT15SNM-A101 |
| M24308/6-276Z | DAMAMYT26SNM |
| M24308/6-276F | DAMAMYT26SNM-A101 |
| M24308/6-277Z | DBMAMYT44SNM |
| M24308/6-277F | DCMAMYT44SNM-A101 |
| M24308/6-278Z | DCMAMYT62SNM |
| M24308/6-278F | DCMAMYT62SNM-A101 |

| Gov't Designation | ITT Part Number |
|-------------------|---------------------|
| M24308/6-279Z | DDMAMYT78SNM |
| M24308/6-279F | DDMAMYT78SNM-A101 |
| M24308/6-281Z | DEMAM9SNM-FO |
| M24308/6-281F | DEMAM9SNM-A101-FO |
| M24308/6-281P | DEMAM9SNM-F225-FO |
| M24308/6-282Z | DAMAM15SNM-FO |
| M24308/6-282F | DAMAM15SNM-A101-FO |
| M24308/6-282P | DAMAM15SNM-F225-FO |
| M24308/6-283Z | DBMAM25SNM-FO |
| M24308/6-283F | DBMAM25SNM-A101-FO |
| M24308/6-283P | DBMAM25SNM-F225-FO |
| M24308/6-284Z | DCMAM37SNM-FO |
| M24308/6-284F | DCMAM37SNM-A101-FO |
| M24308/6-284P | DCMAM37SNM-F225-FO |
| M24308/6-285Z | DDMAM50SNM-FO |
| M24308/6-285F | DDMAM50SNM-A101-FO |
| M24308/6-285P | DDMAM50SNM-F225-FO |
| M24308/6-286Z | DEMAM15SNM-FO |
| M24308/6-286F | DEMAM15SNM-A101-FO |
| M24308/6-286P | DEMAM15SNM-F225-FO |
| M24308/6-287Z | DAMAM26SNM-FO |
| M24308/6-287F | DAMAM26SNM-A101-FO |
| M24308/6-287P | DAMAM26SNM-F225-FO |
| M24308/6-288Z | DBMAM44SNM-FO |
| M24308/6-288F | DBMAM44SNM-A101-FO |
| M24308/6-288P | DBMAM44SNM-F225-FO |
| M24308/6-289Z | DCMAM62SNM-FO |
| M24308/6-289F | DCMAM62SNM-A101-FO |
| M24308/6-289P | DCMAM62SNM-F225-FO |
| M24308/6-290Z | DDMAM78SNM-FO |
| M24308/6-290F | DDMAM78SNM-A101-FO |
| M24308/6-290P | DDMAM78SNM-F225-FO |
| M24308/6-324 | DEMAMY9SNM-FO |
| M24308/6-324F | DEMAMY9SNM-A101-FO |
| M24308/6-325 | DAMAMY15SNM-FO |
| M24308/6-325F | DAMAMY15SNM-A101-FO |
| M24308/6-326 | DBMAMY25SNM-FO |
| M24308/6-326F | DBMAMY25SNM-A101-FO |
| M24308/6-327 | DCMAMY37SNM-FO |
| M24308/6-327F | DCMAMY37SNM-A101-FO |
| M24308/6-328 | DDMAMY50SNM-FO |
| M24308/6-328F | DDMAMY50SNM-A101-FO |
| M24308/6-453 | DEMAMY9SNM |
| M24308/6-453F | DEMAMY9SNM-A101 |
| M24308/6-454 | DAMAMY15SNM |
| M24308/6-454F | DAMAMY15SNM-A101 |
| M24308/6-455 | DBMAMY25SNM |
| M24308/6-455F | DBMAMY25SNM-A101 |
| M24308/6-456 | DCMAMY37SNM |
| M24308/6-456F | DCMAMY37SNM-A101 |
| M24308/6-457 | DDMAMY50SNM |
| M24308/6-457F | DDMAMY50SNM-A101 |
| M24308/6-458 | DEMAMY15SNM |
| M24308/6-458F | DEMAMY15SNM-A101 |
| M24308/6-459 | DAMAMY26SNM |
| M24308/6-459F | DAMAMY26SNM-A101 |
| M24308/6-460 | DBMAMY44SNM |
| M24308/6-460F | DBMAMY44SNM-A101 |

| Gov't Designation | ITT Part Number |
|-------------------|---------------------|
| M24308/6-461 | DCMAMY62SNM |
| M24308/6-461F | DCMAMY62SNM-A101 |
| M24308/6-462 | DDMAMY78SNM |
| M24308/6-462F | DDMAMY78SNM-A101 |
| M24308/6-464Z | DEMAMYT9SNM |
| M24308/6-464F | DEMAMYT9SNM-A101 |
| M24308/6-465Z | DAMAMYT15SNM |
| M24308/6-465F | DAMAMYT15SNM-A101 |
| M24308/6-466Z | DBMAMYT25SNM |
| M24308/6-466F | DBMAMYT25SNM-A101 |
| M24308/6-467Z | DCMAMYT37SNM |
| M24308/6-467F | DCMAMYT37SNM-A101 |
| M24308/6-468Z | DDMAMYT50SNM |
| M24308/6-468F | DDMAMYT50SNM-A101 |
| M24308/6-469Z | DEMAMYT15SNM |
| M24308/6-469F | DEMAMYT15SNM-A101 |
| M24308/6-470Z | DAMAMYT26SNM |
| M24308/6-470F | DAMAMYT26SNM-A101 |
| M24308/6-471Z | DBMAMYT44SNM |
| M24308/6-471F | DBMAMYT44SNM-A101 |
| M24308/6-472Z | DCMAMYT62SNM |
| M24308/6-472F | DCMAMYT62SNM-A101 |
| M24308/6-473Z | DDMAMYT78SNM |
| M24308/6-473F | DDMAMYT78SNM-A101 |
| M24308/6-491Z | DEMAMY9SNM-FO |
| M24308/6-491F | DEMAMY9SNM-A101-FO |
| M24308/6-492Z | DAMAMY15SNM-FO |
| M24308/6-492F | DAMAMY15SNM-A101-FO |
| M24308/6-493Z | DBMAMY25SNM-FO |
| M24308/6-493F | DBMAMY25SNM-A101-FO |
| M24308/6-494Z | DCMAMY37SNM-FO |
| M24308/6-494F | DCMAMY37SNM-A101-FO |
| M24308/6-495Z | DDMAMY50SNM-FO |
| M24308/6-495F | DDMAMY50SNM-A101-FO |
| M24308/6-496Z | DEMAMY15SNM-FO |
| M24308/6-496F | DEMAMY15SNM-A101-FO |
| M24308/6-497Z | DAMAMY26SNM-FO |
| M24308/6-497F | DAMAMY26SNM-A101-FO |
| M24308/6-498Z | DBMAMY44SNM-FO |
| M24308/6-498F | DBMAMY44SNM-A101-FO |
| M24308/6-499Z | DCMAMY62SNM-FO |
| M24308/6-499F | DCMAMY62SNM-A101-FO |
| M24308/6-500Z | DDMAMY78SNM-FO |
| M24308/6-500F | DDMAMY78SNM-A101-FO |
| M24308/6-502 | DEMAM9SNMBK52 |
| M24308/6-503 | DAMAM15SNMBK52 |
| M24308/6-504 | DBMAM25SNMBK52 |
| M24308/6-505 | DCMAM37SNMBK52 |
| M24308/6-506 | DDMAM50SNMBK52 |
| M24308/6-507 | DEMAMT9SNMBK52 |
| M24308/6-508 | DAMAMT15SNMBK52 |
| M24308/6-509 | DBMAMT25SNMBK52 |
| M24308/6-510 | DCMAMT37SNMBK52 |
| M24308/6-511 | DDMAMT50SNMBK52 |
| M24308/6-512 | DEMAM15SNMBK52 |
| M24308/6-513 | DAMAM26SNMBK52 |
| M24308/6-514 | DBMAM44SNMBK52 |
| M24308/6-515 | DCMAM62SNMBK52 |

Dimensions shown in inches (mm)
 Specifications and dimensions subject to change



C
D
Sub

M24308 Cross Reference

| Gov't Designation | ITT Part Number |
|-------------------|--------------------|
| M24308/6-516 | DDMAM78SNMBK52 |
| M24308/6-518 | DEMAMT15SNMBK52 |
| M24308/6-519 | DAMAMT26SNMBK52 |
| M24308/6-520 | DBMAMT44SNMBK52 |
| M24308/6-521 | DCMAMT62SNMBK52 |
| M24308/6-522 | DDMAM78SNMBK52 |
| M24308/6-518 | DEMAMY9SNMBK52 |
| M24308/6-519 | DAMAMY15SNMBK52 |
| M24308/6-520 | DBMAMY25SNMBK52 |
| M24308/6-521 | DCMAMY37SNMBK52 |
| M24308/6-522 | DDMAMY50SNMBK52 |
| M24308/6-523 | DEMAMY15SNMBK52 |
| M24308/6-524 | DAMAMY26SNMBK52 |
| M24308/6-525 | DBMAMY44SNMBK52 |
| M24308/6-526 | DCMAMY62SNMBK52 |
| M24308/6-527 | DDMAMY78SNMBK52 |
| M24308/6-528 | DEMAMY9SNMBK52 |
| M24308/6-529 | DAMAMY15SNMBK52 |
| M24308/6-531 | DBMAMY25SNMBK52 |
| M24308/6-532 | DCMAMY37SNMBK52 |
| M24308/6-533 | DDMAMY50SNMBK52 |
| M24308/6-534 | DEMAMY15SNMBK52 |
| M24308/6-535 | DAMAMY26SNMBK52 |
| M24308/6-536 | DBMAMY44SNMBK52 |
| M24308/6-537 | DCMAMY62SNMBK52 |
| M24308/6-538 | DDMAMY78SNMBK52 |
| M24308/6-540 | DEMAM9SNMBK52-FO |
| M24308/6-541 | DAMAM15SNMBK52-FO |
| M24308/6-542 | DBMAM25SNMBK52-FO |
| M24308/6-543 | DCMAM37SNMBK52-FO |
| M24308/6-544 | DDMAM50SNMBK52-FO |
| M24308/6-545 | DEMAM15SNMBK52-FO |
| M24308/6-546 | DAMAM26SNMBK52-FO |
| M24308/6-547 | DBMAM44SNMBK52-FO |
| M24308/6-548 | DCMAM62SNMBK52-FO |
| M24308/6-549 | DDMAM78SNMBK52-FO |
| M24308/6-551 | DEMAMY9SNMBK52 |
| M24308/6-552 | DAMAMY15SNMBK52 |
| M24308/6-553 | DBMAMY25SNMBK52 |
| M24308/6-554 | DCMAMY37SNMBK52 |
| M24308/6-555 | DDMAMY50SNMBK52 |
| M24308/6-556 | DEMAMY15SNMBK52 |
| M24308/6-557 | DAMAMY26SNMBK52 |
| M24308/6-558 | DBMAMY44SNMBK52 |
| M24308/6-559 | DCMAMY62SNMBK52 |
| M24308/6-560 | DDMAMY78SNMBK52 |
| M24308/6-562 | DEMAMYT9SNMBK52 |
| M24308/6-563 | DAMAMYT15SNMBK52 |
| M24308/6-564 | DBMAMYT25SNMBK52 |
| M24308/6-565 | DCMAMYT37SNMBK52 |
| M24308/6-566 | DDMAMYT50SNMBK52 |
| M24308/6-567 | DEMAMYT15SNMBK52 |
| M24308/6-568 | DAMAMYT26SNMBK52 |
| M24308/6-569 | DBMAMYT44SNMBK52 |
| M24308/6-570 | DCMAMYT62SNMBK52 |
| M24308/6-571 | DDMAMYT78SNMBK52 |
| M24308/6-573 | DEMAMY9SNMBK52-FO |
| M24308/6-574 | DAMAMY15SNMBK52-FO |

| Gov't Designation | ITT Part Number |
|-------------------|--------------------|
| M24308/6-575 | DBMAMY25SNMBK52-FO |
| M24308/6-576 | DCMAMY37SNMBK52-FO |
| M24308/6-577 | DDMAMY50SNMBK52-FO |
| M24308/6-578 | DEMAMY15SNMBK52-FO |
| M24308/6-579 | DAMAMY26SNMBK52-FO |
| M24308/6-580 | DBMAMY44SNMBK52-FO |
| M24308/6-581 | DCMAMY62SNMBK52-FO |
| M24308/6-582 | DDMAMY78SNMBK52-FO |
| M24308/7-1Z | DEMAM9PNM |
| M24308/7-1F | DEMAM9PNM-A101 |
| M24308/7-1P | DEMAM9PNM-F225 |
| M24308/7-2Z | DAMM15PNM |
| M24308/7-2F | DAMM15PNM-A101 |
| M24308/7-2P | DAMM15PNM-F225 |
| M24308/7-3Z | DBMM25PNM |
| M24308/7-3F | DBMM25PNM-A101 |
| M24308/7-3P | DBMM25PNM-F225 |
| M24308/7-4Z | DCMM37PNM |
| M24308/7-4F | DCMM37PNM-A101 |
| M24308/7-4P | DCMM37PNM-F225 |
| M24308/7-5Z | DDMM50PNM |
| M24308/7-5F | DDMM50PNM-A101 |
| M24308/7-5P | DDMM50PNM-F225 |
| M24308/7-12Z | DEMMY9PNM |
| M24308/7-12F | DEMMY9PNM-A101 |
| M24308/7-13Z | DAMMY15PNM |
| M24308/7-13F | DAMMY15PNM-A101 |
| M24308/7-14Z | DBMMY25PNM |
| M24308/7-14F | DBMMY25PNM-A101 |
| M24308/7-15Z | DCMMY37PNM |
| M24308/7-15F | DCMMY37PNM-A101 |
| M24308/7-16Z | DDMMY50PNM |
| M24308/7-16F | DDMMY50PNM-A101 |
| M24308/7-17Z | DEMMY9PNM |
| M24308/7-17F | DEMMY9PNM-A101 |
| M24308/7-18Z | DAMMY15PNM |
| M24308/7-18F | DAMMY15PNM-A101 |
| M24308/7-19Z | DBMMY25PNM |
| M24308/7-19F | DBMMY25PNM-A101 |
| M24308/7-20Z | DCMMY37PNM |
| M24308/7-20F | DCMMY37PNM-A101 |
| M24308/7-21Z | DDMMY50PNM |
| M24308/7-21F | DDMMY50PNM-A101 |
| M24308/7-23 | DEMAM9PNMBK52 |
| M24308/7-24 | DAMM15PNMBK52 |
| M24308/7-25 | DBMM25PNMBK52 |
| M24308/7-26 | DCMM37PNMBK52 |
| M24308/7-27 | DDMM50PNMBK52 |
| M24308/7-34 | DEMMY9PNMBK52 |
| M24308/7-35 | DAMMY15PNMBK52 |
| M24308/7-36 | DBMMY25PNMBK52 |
| M24308/7-37 | DCMMY37PNMBK52 |
| M24308/7-38 | DDMMY50PNMBK52 |
| M24308/7-39 | DEMMY9PNMBK52 |
| M24308/7-40 | DAMMY15PNMBK52 |
| M24308/7-41 | DBMMY25PNMBK52 |
| M24308/7-42 | DCMMY37PNMBK52 |
| M24308/7-43 | DDMMY50PNMBK52 |

| Gov't Designation | ITT Part Number |
|-------------------|------------------|
| M24308/8-1Z | DEMAM9PNM |
| M24308/8-1F | DEMAM9PNM-A101 |
| M24308/8-1P | DEMAM9PNM-F225 |
| M24308/8-2Z | DAMAM15PNM |
| M24308/8-2F | DAMAM15PNM-A101 |
| M24308/8-2P | DAMAM15PNM-F225 |
| M24308/8-3Z | DBMAM25PNM |
| M24308/8-3F | DBMAM25PNM-A101 |
| M24308/8-3P | DBMAM25PNM-F225 |
| M24308/8-4Z | DCMAM37PNM |
| M24308/8-4F | DCMAM37PNM-A101 |
| M24308/8-4P | DCMAM37PNM-F225 |
| M24308/8-5Z | DDMAM50PNM |
| M24308/8-5F | DDMAM50PNM-A101 |
| M24308/8-5P | DDMAM50PNM-F225 |
| M24308/8-6Z | DEMAMT9PNM |
| M24308/8-6F | DEMAMT9PNM-A101 |
| M24308/8-6P | DEMAMT9PNM-F225 |
| M24308/8-7Z | DEMAMT15PNM |
| M24308/8-7F | DEMAMT15PNM-A101 |
| M24308/8-7P | DEMAMT15PNM-F225 |
| M24308/8-8Z | DBMAMT25PNM |
| M24308/8-8F | DBMAMT25PNM-A101 |
| M24308/8-8P | DBMAMT25PNM-F225 |
| M24308/8-9Z | DCMAMT37PNM |
| M24308/8-9F | DCMAMT37PNM-A101 |
| M24308/8-9P | DCMAMT37PNM-F225 |
| M24308/8-10Z | DDMAMT50PNM |
| M24308/8-10F | DDMAMT50PNM-A101 |
| M24308/8-10P | DDMAMT50PNM-F225 |
| M24308/8-11Z | DEMAM15PNM |
| M24308/8-11F | DEMAM15PNM-A101 |
| M24308/8-11P | DEMAM15PNM-F225 |
| M24308/8-12Z | DAMAM26PNM |
| M24308/8-12F | DAMAM26PNM-A101 |
| M24308/8-12P | DAMAM26PNM-F225 |
| M24308/8-13Z | DBMAM44PNM |
| M24308/8-13F | DBMAM44PNM-A101 |
| M24308/8-13P | DBMAM44PNM-F225 |
| M24308/8-14Z | DCMAM62PNM |
| M24308/8-14F | DCMAM62PNM-A101 |
| M24308/8-14P | DCMAM62PNM-F225 |
| M24308/8-15Z | DDMAM78PNM |
| M24308/8-15F | DDMAM78PNM-A101 |
| M24308/8-15P | DDMAM78PNM-F225 |
| M24308/8-17Z | DEMAMT15PNM |
| M24308/8-17F | DEMAMT15PNM-A101 |
| M24308/8-17P | DEMAMT15PNM-F225 |
| M24308/8-18Z | DAMAMT26PNM |
| M24308/8-18F | DAMAMT26PNM-A101 |
| M24308/8-18P | DAMAMT26PNM-F225 |
| M24308/8-19Z | DBMAMT44PNM |
| M24308/8-19F | DBMAMT44PNM-A101 |
| M24308/8-19P | DBMAMT44PNM-F225 |
| M24308/8-20Z | DCMAMT62PNM |
| M24308/8-20F | DCMAMT62PNM-A101 |
| M24308/8-20P | DCMAMT62PNM-F225 |
| M24308/8-21Z | DDMAMT78PNM |

D Sub



Dimensions shown in inches (mm)
Specifications and dimensions subject to change

www.ittcannon.com

| Gov't Designation | ITT Part Number |
|-------------------|--------------------|
| M24308/8-21F | DDMAMT78PNM-A101 |
| M24308/8-21P | DDMAMT78PNM-F225 |
| M24308/8-259Z | DEMAM9PNM-FO |
| M24308/8-259F | DEMAM9PNM-A101-FO |
| M24308/8-259P | DEMAM9PNM-F225-FO |
| M24308/8-260Z | DAMAM15PNM-FO |
| M24308/8-260F | DAMAM15PNM-A101-FO |
| M24308/8-260P | DAMAM15PNM-F225-FO |
| M24308/8-261Z | DBMAM25PNM-FO |
| M24308/8-261F | DBMAM25PNM-A101-FO |
| M24308/8-261P | DBMAM25PNM-F225-FO |
| M24308/8-262Z | DCMAM37PNM-FO |
| M24308/8-262F | DCMAM37PNM-A101-FO |
| M24308/8-262P | DCMAM37PNM-F225-FO |
| M24308/8-263Z | DDMAM50PNM-FO |
| M24308/8-263F | DDMAM50PNM-A101-FO |
| M24308/8-263P | DDMAM50PNM-F225-FO |
| M24308/8-264Z | DEMAM15PNM-FO |
| M24308/8-264F | DEMAM15PNM-A101-FO |
| M24308/8-264P | DEMAM15PNM-F225-FO |
| M24308/8-265Z | DAMAM26PNM-FO |
| M24308/8-265F | DAMAM26PNM-A101-FO |
| M24308/8-265P | DAMAM26PNM-F225-FO |
| M24308/8-266Z | DBMAM44PNM-FO |
| M24308/8-266F | DBMAM44PNM-A101-FO |
| M24308/8-266P | DBMAM44PNM-F225-FO |
| M24308/8-267Z | DCMAM62PNM-FO |
| M24308/8-267F | DCMAM62PNM-A101-FO |
| M24308/8-267P | DCMAM62PNM-F225-FO |
| M24308/8-268Z | DDMAM78PNM-FO |
| M24308/8-268F | DDMAM78PNM-A101-FO |
| M24308/8-268P | DDMAM78PNM-F225-FO |
| M24308/8-302Z | DEMAMY9PNM |
| M24308/8-302F | DEMAMY9PNM-A101 |
| M24308/8-303Z | DAMAMY15PNM |
| M24308/8-303F | DAMAMY15PNM-A101 |
| M24308/8-304Z | DBMAMY25PNM |
| M24308/8-304F | DBMAMY25PNM-A101 |
| M24308/8-305Z | DCMAMY37PNM |
| M24308/8-305F | DCMAMY37PNM-A101 |
| M24308/8-306Z | DDMAMY50PNM |
| M24308/8-306F | DDMAMY50PNM-A101 |
| M24308/8-307Z | DEMAMY15PNM |
| M24308/8-307F | DEMAMY15PNM-A101 |
| M24308/8-308Z | DAMAMY26PNM |
| M24308/8-308F | DAMAMY26PNM-A101 |
| M24308/8-309Z | DBMAMY44PNM |
| M24308/8-309F | DBMAMY44PNM-A101 |
| M24308/8-310Z | DCMAMY62PNM |
| M24308/8-310F | DCMAMY62PNM-A101 |
| M24308/8-311Z | DDMAMY78PNM |
| M24308/8-311F | DDMAMY78PNM-A101 |
| M24308/8-313Z | DEMAMY9PNM |
| M24308/8-313F | DEMAMY9PNM-A101 |
| M24308/8-314Z | DAMAMY15PNM |
| M24308/8-314F | DAMAMY15PNM-A101 |
| M24308/8-315Z | DBMAMY25PNM |
| M24308/8-315F | DBMAMY25PNM-A101 |
| M24308/8-316Z | DCMAMY37PNM |

| Gov't Designation | ITT Part Number |
|-------------------|---------------------|
| M24308/8-316F | DCMAMY37PNM-A101 |
| M24308/8-317Z | DDMAMY50PNM |
| M24308/8-317F | DDMAMY50PNM-A101 |
| M24308/8-318Z | DEMAMY15PNM |
| M24308/8-318F | DEMAMY15PNM-A101 |
| M24308/8-319Z | DAMAMY26PNM |
| M24308/8-319F | DAMAMY26PNM-A101 |
| M24308/8-320Z | DBMAMY44PNM |
| M24308/8-320F | DBMAMY44PNM-A101 |
| M24308/8-321Z | DCMAMY62PNM |
| M24308/8-321F | DCMAMY62PNM-A101 |
| M24308/8-322Z | DDMAMY78PNM |
| M24308/8-322F | DDMAMY78PNM-A101 |
| M24308/8-324Z | DEMAMY9PNM-FO |
| M24308/8-324F | DEMAMY9PNM-FO-A101 |
| M24308/8-325Z | DAMAMY15PNM-FO |
| M24308/8-325F | DAMAMY15PNM-FO-A101 |
| M24308/8-326Z | DBMAMY25PNM-FO |
| M24308/8-326F | DBMAMY25PNM-FO-A101 |
| M24308/8-327Z | DCMAMY37PNM-FO |
| M24308/8-327F | DCMAMY37PNM-FO-A101 |
| M24308/8-328Z | DDMAMY50PNM-FO |
| M24308/8-328F | DDMAMY50PNM-A101-FO |
| M24308/8-329Z | DEMAMY15PNM-FO |
| M24308/8-329F | DEMAMY15PNM-A101-FO |
| M24308/8-330Z | DAMAMY26PNM-FO |
| M24308/8-331F | DAMAMY26PNM-A101-FO |
| M24308/8-331Z | DBMAMY44PNM-FO |
| M24308/8-332F | DBMAMY44PNM-A101-FO |
| M24308/8-332Z | DCMAMY62PNM-FO |
| M24308/8-333F | DCMAMY62PNM-A101-FO |
| M24308/8-333Z | DDMAMY78PNM-FO |
| M24308/8-333F | DDMAMY78PNM-A101-FO |
| M24308/8-335 | DEMAM9PNMNBK52 |
| M24308/8-336 | DAMAM15PNMNBK52 |
| M24308/8-337 | DBMAM25PNMNBK52 |
| M24308/8-338 | DCMAM37PNMNBK52 |
| M24308/8-339 | DDMAM50PNMNBK52 |
| M24308/8-340 | DEMAMT9PNMNBK52 |
| M24308/8-341 | DEMAMT15PNMNBK52 |
| M24308/8-342 | DBMAMT25PNMNBK52 |
| M24308/8-343 | DCMAMT37PNMNBK52 |
| M24308/8-344 | DDMAMT50PNMNBK52 |
| M24308/8-345 | DEMAM15PNMNBK52 |
| M24308/8-346 | DAMAM26PNMNBK52 |
| M24308/8-347 | DBMAM44PNMNBK52 |
| M24308/8-348 | DCMAM62PNMNBK52 |
| M24308/8-349 | DDMAM78PNMNBK52 |
| M24308/8-351 | DEMAMT15PNMNBK52 |
| M24308/8-352 | DAMAMT26PNMNBK52 |
| M24308/8-353 | DBMAMT44PNMNBK52 |
| M24308/8-354 | DCMAMT62PNMNBK52 |
| M24308/8-355 | DDMAMT78PNMNBK52 |
| M24308/8-357 | DEMAM9PNMNBK52-FO |
| M24308/8-358 | DAMAM15PNMNBK52-FO |
| M24308/8-359 | DBMAM25PNMNBK52-FO |
| M24308/8-360 | DCMAM37PNMNBK52-FO |
| M24308/8-361 | DDMAM50PNMNBK52-FO |

| Gov't Designation | ITT Part Number |
|-------------------|---------------------|
| M24308/8-362 | DEMAM15PNMNBK52-FO |
| M24308/8-363 | DAMAM26PNMNBK52-FO |
| M24308/8-364 | DBMAM44PNMNBK52-FO |
| M24308/8-365 | DCMAM62PNMNBK52-FO |
| M24308/8-366 | DDMAM78PNMNBK52-FO |
| M24308/8-368 | DEMAMY9PNMNBK52 |
| M24308/8-369 | DAMAMY15PNMNBK52 |
| M24308/8-370 | DBMAMY25PNMNBK52 |
| M24308/8-371 | DCMAMY37PNMNBK52 |
| M24308/8-372 | DDMAMY50PNMNBK52 |
| M24308/8-373 | DEMAMY15PNMNBK52 |
| M24308/8-374 | DAMAMY26PNMNBK52 |
| M24308/8-375 | DBMAMY44PNMNBK52 |
| M24308/8-376 | DCMAMY62PNMNBK52 |
| M24308/8-377 | DDMAMY78PNMNBK52 |
| M24308/8-379 | DEMAMY9PNMNBK52 |
| M24308/8-380 | DAMAMY15PNMNBK52 |
| M24308/8-381 | DBMAMY25PNMNBK52 |
| M24308/8-382 | DCMAMT37PNMNBK52 |
| M24308/8-383 | DDMAMT50PNMNBK52 |
| M24308/8-384 | DEMAMY15PNMNBK52 |
| M24308/8-385 | DAMAMY26PNMNBK52 |
| M24308/8-386 | DBMAMT44PNMNBK52 |
| M24308/8-387 | DCMAMT62PNMNBK52 |
| M24308/8-388 | DDMAMT78PNMNBK52 |
| M24308/8-390 | DEMAMY9PNMNBK52-FO |
| M24308/8-391 | DAMAMY15PNMNBK52-FO |
| M24308/8-392 | DBMAMY25PNMNBK52-FO |
| M24308/8-393 | DCMAMY37PNMNBK52-FO |
| M24308/8-394 | DDMAMY50PNMNBK52-FO |
| M24308/8-395 | DEMAMY15PNMNBK52-FO |
| M24308/8-396 | DAMAMY26PNMNBK52-FO |
| M24308/8-397 | DBMAMY44PNMNBK52-FO |
| M24308/8-398 | DCMAMY62PNMNBK52-FO |
| M24308/8-399 | DDMAMY78PNMNBK52-FO |
| M24308/8-401 | DEMAMY9PNMNBK52 |
| M24308/8-402 | DAMAMY15PNMNBK52 |
| M24308/8-403 | DBMAMY25PNMNBK52 |
| M24308/8-404 | DCMAMY37PNMNBK52 |
| M24308/8-405 | DDMAMY50PNMNBK52 |
| M24308/8-406 | DEMAMY15PNMNBK52 |
| M24308/8-407 | DAMAMY26PNMNBK52 |
| M24308/8-408 | DBMAMY44PNMNBK52 |
| M24308/8-409 | DCMAMY62PNMNBK52 |
| M24308/8-410 | DDMAMY78PNMNBK52 |
| M24308/8-412 | DEMAMY9PNMNBK52 |
| M24308/8-413 | DAMAMY15PNMNBK52 |
| M24308/8-414 | DBMAMY25PNMNBK52 |
| M24308/8-415 | DCMAMT37PNMNBK52 |
| M24308/8-416 | DDMAMT50PNMNBK52 |
| M24308/8-417 | DEMAMY15PNMNBK52 |
| M24308/8-418 | DAMAMY26PNMNBK52 |
| M24308/8-419 | DBMAMT44PNMNBK52 |
| M24308/8-420 | DCMAMT62PNMNBK52 |
| M24308/8-421 | DDMAMT78PNMNBK52 |
| M24308/8-423 | DEMAMY9PNMNBK52-FO |
| M24308/8-424 | DAMAMY15PNMNBK52-FO |
| M24308/8-425 | DBMAMY25PNMNBK52-FO |

Dimensions shown in inches (mm)
 Specifications and dimensions subject to change



C
D
Sub

M24308 Cross Reference

| Gov't Designation | ITT Part Number |
|-------------------|---------------------|
| M24308/8-427 | DDMAMY50PNMBK52-FO |
| M24308/8-428 | DEMAMY15PNMBK52-FO |
| M24308/8-429 | DAMAMY26PNMBK52-FO |
| M24308/8-430 | DBMAMY44PNMBK52-FO |
| M24308/8-431 | DCMAMY62PNMBK52-FO |
| M24308/8-432 | DDMAMY78PNMBK52-FO |
| M24308/8-435Z | DEMAMY9PNM |
| M24308/8-435F | DEMAMY9PNM-A101 |
| M24308/8-436Z | DAMAMY15PNM |
| M24308/8-436F | DAMAMY15PNM-A101 |
| M24308/8-437Z | DBMAMY25PNM |
| M24308/8-437F | DBMAMY25PNM-A101 |
| M24308/8-438Z | DCMAMY37PNM |
| M24308/8-438F | DCMAMY37PNM-A101 |
| M24308/8-439Z | DDMAMY50PNM |
| M24308/8-439F | DDMAMY50PNM-A101 |
| M24308/8-440Z | DEMAMY15PNM |
| M24308/8-440F | DEMAMY15PNM-A101 |
| M24308/8-441Z | DAMAMY26PNM |
| M24308/8-441F | DAMAMY26PNM-A101 |
| M24308/8-442Z | DBMAMY44PNM |
| M24308/8-442F | DBMAMY44PNM-A101 |
| M24308/8-443Z | DCMAMY62PNM |
| M24308/8-443F | DCMAMY62PNM-A101 |
| M24308/8-444Z | DDMAMY78PNM |
| M24308/8-444F | DDMAMY78PNM-A101 |
| M24308/8-446Z | DEMAMYT9PNM |
| M24308/8-446F | DEMAMYT9PNM-A101 |
| M24308/8-447Z | DAMAMYT15PNM |
| M24308/8-447F | DAMAMYT15PNM-A101 |
| M24308/8-448Z | DBMAMYT25PNM |
| M24308/8-448F | DBMAMYT25PNM-A101 |
| M24308/8-449Z | DCMAMYT37PNM |
| M24308/8-449F | DCMAMYT37PNM-A101 |
| M24308/8-450Z | DDMAMY50PNM |
| M24308/8-450F | DDMAMY50PNM-A101 |
| M24308/8-451Z | DEMAMYT15PNM |
| M24308/8-451F | DEMAMYT15PNM-A101 |
| M24308/8-452Z | DAMAMYT26PNM |
| M24308/8-452F | DAMAMYT26PNM-A101 |
| M24308/8-453Z | DBMAMYT44PNM |
| M24308/8-453F | DBMAMYT44PNM-A101 |
| M24308/8-454Z | DCMAMYT62PNM |
| M24308/8-454F | DCMAMYT62PNM-A101 |
| M24308/8-455Z | DDMAMY78PNM |
| M24308/8-455F | DDMAMY78PNM-A101 |
| M24308/8-457Z | DEMAMY9PNM-FO |
| M24308/8-457F | DEMAMY9PNM-A101-FO |
| M24308/8-458Z | DAMAMY15PNM-FO |
| M24308/8-458F | DAMAMY15PNM-A101-FO |
| M24308/8-459Z | DBMAMY25PNM-FO |
| M24308/8-459F | DBMAMY25PNM-A101-FO |
| M24308/8-460Z | DCMAMY37PNM-FO |
| M24308/8-460F | DCMAMY37PNM-A101-FO |
| M24308/8-461Z | DDMAMY50PNM-FO |
| M24308/8-461F | DDMAMY50PNM-A101-FO |
| M24308/8-462Z | DEMAMY15PNM-FO |
| M24308/8-462F | DEMAMY15PNM-A101-FO |
| M24308/8-463Z | DAMAMY26PNM-FO |

| Gov't Designation | ITT Part Number |
|-------------------|---------------------|
| M24308/8-463F | DAMAMY26PNM-A101-FO |
| M24308/8-464Z | DBMAMY44PNM-FO |
| M24308/8-464F | DBMAMY44PNM-A101-FO |
| M24308/8-465Z | DCMAMY62PNM-FO |
| M24308/8-465F | DCMAMY62PNM-A101-FO |
| M24308/8-466Z | DDMAMY78PNM-FO |
| M24308/8-466F | DDMAMY78PNM-A101-FO |
| M24308/9-1 | DEH9P002 |
| M24308/9-2 | DAH15P002 |
| M24308/9-3 | DBH25P002 |
| M24308/9-4 | DCH37P002 |
| M24308/9-5 | DDH50P002 |
| M24308/9-6 | DEH9P001 |
| M24308/9-7 | DAH15P001 |
| M24308/9-8 | DBH25P001 |
| M24308/9-9 | DCH37P001 |
| M24308/9-10 | DDH50P001 |
| M24308/9-11 | DEH9P202 |
| M24308/9-12 | DAH15P202 |
| M24308/9-13 | DBH25P202 |
| M24308/9-14 | DCH37P202 |
| M24308/9-15 | DDH50P202 |
| M24308/9-16 | DEH9P201 |
| M24308/9-17 | DAH15P201 |
| M24308/9-18 | DBH25P201 |
| M24308/9-19 | DCH37P201 |
| M24308/9-20 | DDH50P201 |
| M24308/23-1Z | DEM9SM |
| M24308/23-1F | DEM9SM-A101 |
| M24308/23-1P | DEM9SM-F225 |
| M24308/23-2Z | DAMM15SM |
| M24308/23-2F | DAMM15SM-A101 |
| M24308/23-2P | DAMM15SM-F225 |
| M24308/23-3Z | DBMM25SM |
| M24308/23-3F | DBMM25SM-A101 |
| M24308/23-3P | DBMM25SM-F225 |
| M24308/23-4Z | DCMM37SM |
| M24308/23-4F | DCMM37SM-A101 |
| M24308/23-4P | DCMM37SM-F225 |
| M24308/23-5Z | DDMM50SM |
| M24308/23-5F | DDMM50SM-A101 |
| M24308/23-5P | DDMM50SM-F225 |
| M24308/23-7Z | DEM9SZ |
| M24308/23-7F | DEM9SZ-A101 |
| M24308/23-7P | DEM9SZ-F225 |
| M24308/23-8Z | DAMM15SZ |
| M24308/23-8F | DAMM15SZ-A101 |
| M24308/23-8P | DAMM15SZ-F225 |
| M24308/23-9Z | DBMM25SZ |
| M24308/23-9F | DBMM25SZ-A101 |
| M24308/23-9P | DBMM25SZ-F225 |
| M24308/23-10Z | DCMM37SZ |
| M24308/23-10F | DCMM37SZ-A101 |
| M24308/23-10P | DCMM37SZ-F225 |
| M24308/23-11Z | DDMM50SZ |
| M24308/23-11F | DDMM50SZ-A101 |
| M24308/23-11P | DDMM50SZ-F225 |
| M24308/23-13Z | DEM9SH |
| M24308/23-13F | DEM9SH-A101 |

| Gov't Designation | ITT Part Number |
|-------------------|-----------------|
| M24308/23-13P | DEM9SH-F225 |
| M24308/23-14Z | DAMM15SH |
| M24308/23-14F | DAMM15SH-A101 |
| M24308/23-14P | DAMM15SH-F225 |
| M24308/23-15Z | DBMM25SH |
| M24308/23-15F | DBMM25SH-A101 |
| M24308/23-15P | DBMM25SH-F225 |
| M24308/23-16Z | DCMM37SH |
| M24308/23-16F | DCMM37SH-A101 |
| M24308/23-16P | DCMM37SH-F225 |
| M24308/23-17Z | DDMM50SH |
| M24308/23-17F | DDMM50SH-A101 |
| M24308/23-17P | DDMM50SH-F225 |
| M24308/23-19Z | DEM9SX |
| M24308/23-19F | DEM9SX-A101 |
| M24308/23-19P | DEM9SX-F225 |
| M24308/23-20Z | DAMM15SX |
| M24308/23-20F | DAMM15SX-A101 |
| M24308/23-20P | DAMM15SX-F225 |
| M24308/23-21Z | DBMM25SX |
| M24308/23-21F | DBMM25SX-A101 |
| M24308/23-21P | DBMM25SX-F225 |
| M24308/23-22Z | DCMM37SX |
| M24308/23-22F | DCMM37SX-A101 |
| M24308/23-22P | DCMM37SX-F225 |
| M24308/23-23Z | DDMM50SX |
| M24308/23-23F | DDMM50SX-A101 |
| M24308/23-23P | DDMM50SX-F225 |
| M24308/23-25Z | DEM9SD |
| M24308/23-25F | DEM9SD-A101 |
| M24308/23-26Z | DAMM15SD |
| M24308/23-26F | DAMM15SD-A101 |
| M24308/23-27Z | DBMM25SD |
| M24308/23-27F | DBMM25SD-A101 |
| M24308/23-28Z | DCMM37SD |
| M24308/23-28F | DCMM37SD-A101 |
| M24308/23-29Z | DDMM50SD |
| M24308/23-29F | DDMM50SD-A101 |
| M24308/23-31Z | DEM9SL |
| M24308/23-31F | DEM9SL-A101 |
| M24308/23-32Z | DAMM15SL |
| M24308/23-32F | DAMM15SL-A101 |
| M24308/23-33Z | DBMM25SL |
| M24308/23-33F | DBMM25SL-A101 |
| M24308/23-34Z | DCMM37SL |
| M24308/23-34F | DCMM37SL-A101 |
| M24308/23-35Z | DDMM50SL |
| M24308/23-35F | DDMM50SL-A101 |
| M24308/23-37Z | DEM9SA |
| M24308/23-37F | DEM9SA-A101 |
| M24308/23-38Z | DAMM15SA |
| M24308/23-38F | DAMM15SA-A101 |
| M24308/23-39Z | DBMM25SA |
| M24308/23-39F | DBMM25SA-A101 |
| M24308/23-40Z | DCMM37SA |
| M24308/23-40F | DCMM37SA-A101 |
| M24308/23-41Z | DDMM50SA |
| M24308/23-41F | DDMM50SA-A101 |
| M24308/23-43Z | DEM9SG |

D Sub



Dimensions shown in inches (mm)
Specifications and dimensions subject to change

www.ittcannon.com

| Gov't Designation | ITT Part Number |
|-------------------|-----------------|
| M24308/23-43F | DEM9SG-A101 |
| M24308/23-44Z | DAMM15SG |
| M24308/23-44F | DAMM15SG-A101 |
| M24308/23-45Z | DBMM25SG |
| M24308/23-45F | DBMM25SG-A101 |
| M24308/23-46Z | DCMM37SG |
| M24308/23-46F | DCMM37SG-A101 |
| M24308/23-47Z | DDMM50SG |
| M24308/23-47F | DDMM50SG-A101 |
| M24308/23-49Z | DEM9SS |
| M24308/23-49F | DEM9SS-A101 |
| M24308/23-50Z | DAMM15SS |
| M24308/23-50F | DAMM15SS-A101 |
| M24308/23-51Z | DBMM25SS |
| M24308/23-51F | DBMM25SS-A101 |
| M24308/23-52Z | DCMM37SS |
| M24308/23-52F | DCMM37SS-A101 |
| M24308/23-53Z | DDMM50SS |
| M24308/23-53F | DDMM50SS-A101 |
| M24308/23-55Z | DEM9SW |
| M24308/23-55F | DEM9SW-A101 |
| M24308/23-56Z | DAMM15SW |
| M24308/23-56F | DAMM15SW-A101 |
| M24308/23-57Z | DBMM25SW |
| M24308/23-57F | DBMM25SW-A101 |
| M24308/23-58Z | DCMM37SW |
| M24308/23-58F | DCMM37SW-A101 |
| M24308/23-59Z | DDMM50SW |
| M24308/23-59F | DDMM50SW-A101 |
| M24308/23-61Z | DEMAM15SM |
| M24308/23-61F | DEMAM15SM-A101 |
| M24308/23-61P | DEMAM15SM-F225 |
| M24308/23-62Z | DAMAM25SM |
| M24308/23-62F | DAMAM25SM-A101 |
| M24308/23-62P | DAMAM25SM-F225 |
| M24308/23-63Z | DBMAM44SM |
| M24308/23-63F | DBMAM44SM-A101 |
| M24308/23-63P | DBMAM44SM-F225 |
| M24308/23-64Z | DCMAM62SM |
| M24308/23-64F | DCMAM62SM-A101 |
| M24308/23-64P | DCMAM62SM-F225 |
| M24308/23-65Z | DDMAM78SM |
| M24308/23-65F | DDMAM78SM-A101 |
| M24308/23-65P | DDMAM78SM-F225 |
| M24308/23-67Z | DEMAM15SQ |
| M24308/23-67F | DEMAM15SQ-A101 |
| M24308/23-67P | DEMAM15SQ-F225 |
| M24308/23-68Z | DAMAM25SQ |
| M24308/23-68F | DAMAM25SQ-A101 |
| M24308/23-68P | DAMAM25SQ-F225 |
| M24308/23-69Z | DBMAM44SQ |
| M24308/23-69F | DBMAM44SQ-A101 |
| M24308/23-69P | DBMAM44SQ-F225 |
| M24308/23-70Z | DCMAM62SQ |
| M24308/23-70F | DCMAM62SQ-A101 |
| M24308/23-70P | DCMAM62SQ-F225 |
| M24308/23-71Z | DDMAM78SQ |
| M24308/23-71F | DDMAM78SQ-A101 |
| M24308/23-71P | DDMAM78SQ-F225 |

| Gov't Designation | ITT Part Number |
|-------------------|-----------------|
| M24308/23-73Z | DEMAM15SA |
| M24308/23-73F | DEMAM15SA-A101 |
| M24308/23-74Z | DAMAM25SA |
| M24308/23-74F | DAMAM25SA-A101 |
| M24308/23-75Z | DBMAM44SA |
| M24308/23-75F | DBMAM44SA-A101 |
| M24308/23-76Z | DCMAM62SA |
| M24308/23-76F | DCMAM62SA-A101 |
| M24308/23-77Z | DDMAM78SA |
| M24308/23-77F | DDMAM78SA-A101 |
| M24308/23-101 | DEM9SMNMBK52 |
| M24308/23-102 | DAMM15SMNMBK52 |
| M24308/23-103 | DBMM25SMNMBK52 |
| M24308/23-104 | DCMM37SMNMBK52 |
| M24308/23-105 | DDMM50SMNMBK52 |
| M24308/23-107 | DEM9SZNMBK52 |
| M24308/23-108 | DAMM15SZNMBK52 |
| M24308/23-109 | DBMM25SZNMBK52 |
| M24308/23-110 | DCMM37SZNMBK52 |
| M24308/23-111 | DDMM50SZNMBK52 |
| M24308/23-113 | DEM9SHNMBK52 |
| M24308/23-114 | DAMM15SHNMBK52 |
| M24308/23-115 | DBMM25SHNMBK52 |
| M24308/23-116 | DCMM37SHNMBK52 |
| M24308/23-117 | DDMM50SHNMBK52 |
| M24308/23-119 | DEM9SXNMBK52 |
| M24308/23-120 | DAMM15SXNMBK52 |
| M24308/23-121 | DBMM25SXNMBK52 |
| M24308/23-122 | DCMM37SXNMBK52 |
| M24308/23-123 | DDMM50SXNMBK52 |
| M24308/23-125 | DEM9SDNMBK52 |
| M24308/23-126 | DAMM15SDNMBK52 |
| M24308/23-127 | DBMM25SDNMBK52 |
| M24308/23-128 | DCMM37SDNMBK52 |
| M24308/23-129 | DDMM50SDNMBK52 |
| M24308/23-131 | DEM9SLNMBK52 |
| M24308/23-132 | DAMM15SLNMBK52 |
| M24308/23-133 | DBMM25SLNMBK52 |
| M24308/23-134 | DCMM37SLNMBK52 |
| M24308/23-135 | DDMM50SLNMBK52 |
| M24308/23-137 | DEM9SANMBK52 |
| M24308/23-138 | DAMM15SANMBK52 |
| M24308/23-139 | DBMM25SANMBK52 |
| M24308/23-140 | DCMM37SANMBK52 |
| M24308/23-141 | DDMM50SANMBK52 |
| M24308/23-143 | DEM9SGNMBK52 |
| M24308/23-144 | DAMM15SGNMBK52 |
| M24308/23-145 | DBMM25SGNMBK52 |
| M24308/23-146 | DCMM37SGNMBK52 |
| M24308/23-147 | DDMM50SGNMBK52 |
| M24308/23-149 | DEM9SSNMBK52 |
| M24308/23-150 | DAMM15SSNMBK52 |
| M24308/23-151 | DBMM25SSNMBK52 |
| M24308/23-152 | DCMM37SSNMBK52 |
| M24308/23-153 | DDMM50SSNMBK52 |
| M24308/23-155 | DEM9SWNMBK52 |
| M24308/23-156 | DAMM15SWNMBK52 |
| M24308/23-157 | DBMM25SWNMBK52 |
| M24308/23-158 | DCMM37SWNMBK52 |

| Gov't Designation | ITT Part Number |
|-------------------|-----------------|
| M24308/23-159 | DDMM50SWNMBK52 |
| M24308/23-161Z | DEMAM15SMNMBK52 |
| M24308/23-162Z | DAMAM25SMNMBK52 |
| M24308/23-163Z | DBMAM44SMNMBK52 |
| M24308/23-164Z | DCMAM62SMNMBK52 |
| M24308/23-165Z | DDMAM78SMNMBK52 |
| M24308/23-167Z | DEMAM15SQNMBK52 |
| M24308/23-168Z | DAMAM25SQNMBK52 |
| M24308/23-169Z | DBMAM44SQNMBK52 |
| M24308/23-170Z | DCMAM62SQNMBK52 |
| M24308/23-171Z | DDMAM78SQNMBK52 |
| M24308/23-173Z | DEMAM15SANMBK52 |
| M24308/23-174Z | DAMAM25SANMBK52 |
| M24308/23-175Z | DBMAM44SANMBK52 |
| M24308/23-176Z | DCMAM62SANMBK52 |
| M24308/23-177Z | DDMAM78SANMBK52 |
| M24308/23-201Z | DEM9SMNM |
| M24308/23-201F | DEM9SMNM-A101 |
| M24308/23-201P | DEM9SMNM-F225 |
| M24308/23-202Z | DAMM15SMNM |
| M24308/23-202F | DAMM15SMNM-A101 |
| M24308/23-202P | DAMM15SMNM-F225 |
| M24308/23-203Z | DBMM25SMNM |
| M24308/23-203F | DBMM25SMNM-A101 |
| M24308/23-203P | DBMM25SMNM-F225 |
| M24308/23-204Z | DCMM37SMNM |
| M24308/23-204F | DCMM37SMNM-A101 |
| M24308/23-204P | DCMM37SMNM-F225 |
| M24308/23-205Z | DDMM50SMNM |
| M24308/23-205F | DDMM50SMNM-A101 |
| M24308/23-205P | DDMM50SMNM-F225 |
| M24308/23-207Z | DEM9SZNM |
| M24308/23-207F | DEM9SZNM-A101 |
| M24308/23-207P | DEM9SZNM-F225 |
| M24308/23-208Z | DAMM15SZNM |
| M24308/23-208F | DAMM15SZNM-A101 |
| M24308/23-208P | DAMM15SZNM-F225 |
| M24308/23-209Z | DBMM25SZNM |
| M24308/23-209F | DBMM25SZNM-A101 |
| M24308/23-209P | DBMM25SZNM-F225 |
| M24308/23-210Z | DCMM37SZNM |
| M24308/23-210F | DCMM37SZNM-A101 |
| M24308/23-210P | DCMM37SZNM-F225 |
| M24308/23-211Z | DDMM50SZNM |
| M24308/23-211F | DDMM50SZNM-A101 |
| M24308/23-211P | DDMM50SZNM-F225 |
| M24308/23-213Z | DEM9SHNM |
| M24308/23-213F | DEM9SHNM-A101 |
| M24308/23-213P | DEM9SHNM-F225 |
| M24308/23-214Z | DAMM15SHNM |
| M24308/23-214F | DAMM15SHNM-A101 |
| M24308/23-214P | DAMM15SHNM-F225 |
| M24308/23-215Z | DBMM25SHNM |
| M24308/23-215F | DBMM25SHNM-A101 |
| M24308/23-215P | DBMM25SHNM-F225 |
| M24308/23-216Z | DCMM37SHNM |
| M24308/23-216F | DCMM37SHNM-A101 |
| M24308/23-216P | DCMM37SHNM-F225 |
| M24308/23-217Z | DDMM50SHNM |

Dimensions shown in inches (mm)
 Specifications and dimensions subject to change

M24308 Cross Reference

| Gov't Designation | ITT Part Number |
|-------------------|-----------------|
| M24308/23-217F | DDMM50SHNM-A101 |
| M24308/23-217P | DDMM50SHNM-F225 |
| M24308/23-219Z | DEM9SXNM |
| M24308/23-219F | DEM9SXNM-A101 |
| M24308/23-219P | DEM9SXNM-F225 |
| M24308/23-220Z | DAMM15SXNM |
| M24308/23-220F | DAMM15SXNM-A101 |
| M24308/23-220P | DAMM15SXNM-F225 |
| M24308/23-221Z | DBMM25SXNM |
| M24308/23-221F | DBMM25SXNM-A101 |
| M24308/23-221P | DBMM25SXNM-F225 |
| M24308/23-222Z | DCMM37SXNM |
| M24308/23-222F | DCMM37SXNM-A101 |
| M24308/23-222P | DCMM37SXNM-F225 |
| M24308/23-223Z | DDMM50SXNM |
| M24308/23-223F | DDMM50SXNM-A101 |
| M24308/23-223P | DDMM50SXNM-F225 |
| M24308/23-225Z | DEM9SDNM |
| M24308/23-225F | DEM9SDNM-A101 |
| M24308/23-226Z | DAMM15SDNM |
| M24308/23-226F | DAMM15SDNM-A101 |
| M24308/23-227Z | DBMM25SDNM |
| M24308/23-227F | DBMM25SDNM-A101 |
| M24308/23-228Z | DCMM37SDNM |
| M24308/23-228F | DCMM37SDNM-A101 |
| M24308/23-229Z | DDMM50SDNM |
| M24308/23-229F | DDMM50SDNM-A101 |
| M24308/23-231Z | DEM9SLNM |
| M24308/23-231F | DEM9SLNM-A101 |
| M24308/23-232Z | DAMM15SLNM |
| M24308/23-232F | DAMM15SLNM-A101 |
| M24308/23-233Z | DBMM25SLNM |
| M24308/23-233F | DBMM25SLNM-A101 |
| M24308/23-234Z | DCMM37SLNM |
| M24308/23-234F | DCMM37SLNM-A101 |
| M24308/23-235Z | DDMM50SLNM |
| M24308/23-235F | DDMM50SLNM-A101 |
| M24308/23-237Z | DEM9SANM |
| M24308/23-237F | DEM9SANM-A101 |
| M24308/23-238Z | DAMM15SANM |
| M24308/23-238F | DAMM15SANM-A101 |
| M24308/23-239Z | DBMM25SANM |
| M24308/23-239F | DBMM25SANM-A101 |
| M24308/23-240Z | DCMM37SANM |
| M24308/23-240F | DCMM37SANM-A101 |
| M24308/23-241Z | DDMM50SANM |
| M24308/23-241F | DDMM50SANM-A101 |
| M24308/23-243Z | DEM9SGNM |
| M24308/23-243F | DEM9SGNM-A101 |
| M24308/23-244Z | DAMM15SGNM |
| M24308/23-244F | DAMM15SGNM-A101 |
| M24308/23-245Z | DBMM25SGNM |
| M24308/23-245F | DBMM25SGNM-A101 |
| M24308/23-246Z | DCMM37SGNM |
| M24308/23-246F | DCMM37SGNM-A101 |
| M24308/23-247Z | DDMM50SGNM |
| M24308/23-247F | DDMM50SGNM-A101 |
| M24308/23-249Z | DEM9SSNM |
| M24308/23-249F | DEM9SSNM-A101 |

| Gov't Designation | ITT Part Number |
|-------------------|------------------|
| M24308/23-250Z | DAMM15SSNM |
| M24308/23-250F | DAMM15SSNM-A101 |
| M24308/23-251Z | DBMM25SSNM |
| M24308/23-251F | DBMM25SSNM-A101 |
| M24308/23-252Z | DCMM37SSNM |
| M24308/23-252F | DCMM37SSNM-A101 |
| M24308/23-253Z | DDMM50SSNM |
| M24308/23-253F | DDMM50SSNM-A101 |
| M24308/23-255Z | DEM9SWNM |
| M24308/23-255F | DEM9SWNM-A101 |
| M24308/23-256Z | DAMM15SWNM |
| M24308/23-256F | DAMM15SWNM-A101 |
| M24308/23-257Z | DBMM25SWNM |
| M24308/23-257F | DBMM25SWNM-A101 |
| M24308/23-258Z | DCMM37SWNM |
| M24308/23-258F | DCMM37SWNM-A101 |
| M24308/23-259Z | DDMM50SWNM |
| M24308/23-259F | DDMM50SWNM-A101 |
| M24308/23-261Z | DEMAM15SMNM |
| M24308/23-261F | DEMAM15SMNM-A101 |
| M24308/23-261P | DEMAM15SMNM-F225 |
| M24308/23-262Z | DAMAM25SMNM |
| M24308/23-262F | DAMAM25SMNM-A101 |
| M24308/23-262P | DAMAM25SMNM-F225 |
| M24308/23-263Z | DBMAM44SMNM |
| M24308/23-263F | DBMAM44SMNM-A101 |
| M24308/23-263P | DBMAM44SMNM-F225 |
| M24308/23-264Z | DCMAM62SMNM |
| M24308/23-264F | DCMAM62SMNM-A101 |
| M24308/23-264P | DCMAM62SMNM-F225 |
| M24308/23-265Z | DDMAM78SMNM |
| M24308/23-265F | DDMAM78SMNM-A101 |
| M24308/23-265P | DDMAM78SMNM-F225 |
| M24308/23-267Z | DEMAM15SQNM |
| M24308/23-267F | DEMAM15SQNM-A101 |
| M24308/23-267P | DEMAM15SQNM-F225 |
| M24308/23-268Z | DAMAM25SQNM |
| M24308/23-268F | DAMAM25SQNM-A101 |
| M24308/23-268P | DAMAM25SQNM-F225 |
| M24308/23-269Z | DBMAM44SQNM |
| M24308/23-269F | DBMAM44SQNM-A101 |
| M24308/23-269P | DBMAM44SQNM-F225 |
| M24308/23-270Z | DCMAM62SQNM |
| M24308/23-270F | DCMAM62SQNM-A101 |
| M24308/23-270P | DCMAM62SQNM-F225 |
| M24308/23-271Z | DDMAM78SQNM |
| M24308/23-271F | DDMAM78SQNM-A101 |
| M24308/23-271P | DDMAM78SQNM-F225 |
| M24308/23-273Z | DEMAM15SANM |
| M24308/23-273F | DEMAM15SANM-A101 |
| M24308/23-274Z | DAMAM25SANM |
| M24308/23-274F | DAMAM25SANM-A101 |
| M24308/23-275Z | DBMAM44SANM |
| M24308/23-275F | DBMAM44SANM-A101 |
| M24308/23-276Z | DCMAM62SANM |
| M24308/23-276F | DCMAM62SANM-A101 |
| M24308/23-277Z | DDMAM78SANM |
| M24308/23-277F | DDMAM78SANM-A101 |
| M24308/24-1Z | DEM9PM |

| Gov't Designation | ITT Part Number |
|-------------------|-----------------|
| M24308/24-1F | DEM9PM-A101 |
| M24308/24-1P | DEM9PM-F225 |
| M24308/24-2Z | DAMM15PM |
| M24308/24-2F | DAMM15PM-A101 |
| M24308/24-2P | DAMM15PM-F225 |
| M24308/24-3Z | DBMM25PM |
| M24308/24-3F | DBMM25PM-A101 |
| M24308/24-3P | DBMM25PM-F225 |
| M24308/24-4Z | DCMM37PM |
| M24308/24-4F | DCMM37PM-A101 |
| M24308/24-4P | DCMM37PM-F225 |
| M24308/24-5Z | DDMM50PM |
| M24308/24-5F | DDMM50PM-A101 |
| M24308/24-5P | DDMM50PM-F225 |
| M24308/24-7Z | DEM9PZ |
| M24308/24-7F | DEM9PZ-A101 |
| M24308/24-7P | DEM9PZ-F225 |
| M24308/24-8Z | DAMM15PZ |
| M24308/24-8F | DAMM15PZ-A101 |
| M24308/24-8P | DAMM15PZ-F225 |
| M24308/24-9Z | DBMM25PZ |
| M24308/24-9F | DBMM25PZ-A101 |
| M24308/24-9P | DBMM25PZ-F225 |
| M24308/24-10Z | DCMM37PZ |
| M24308/24-10F | DCMM37PZ-A101 |
| M24308/24-10P | DCMM37PZ-F225 |
| M24308/24-11Z | DDMM50PZ |
| M24308/24-11F | DDMM50PZ-A101 |
| M24308/24-11P | DDMM50PZ-F225 |
| M24308/24-13Z | DEM9PH |
| M24308/24-13F | DEM9PH-A101 |
| M24308/24-13P | DEM9PH-F225 |
| M24308/24-14Z | DAMM15PH |
| M24308/24-14F | DAMM15PH-A101 |
| M24308/24-14P | DAMM15PH-F225 |
| M24308/24-15Z | DBMM25PH |
| M24308/24-15F | DBMM25PH-A101 |
| M24308/24-15P | DBMM25PH-F225 |
| M24308/24-16Z | DCMM37PH |
| M24308/24-16F | DCMM37PH-A101 |
| M24308/24-16P | DCMM37PH-F225 |
| M24308/24-17Z | DDMM50PH |
| M24308/24-17F | DDMM50PH-A101 |
| M24308/24-17P | DDMM50PH-F225 |
| M24308/24-19Z | DEM9PX |
| M24308/24-19F | DEM9PX-A101 |
| M24308/24-19P | DEM9PX-F225 |
| M24308/24-20Z | DAMM15PX |
| M24308/24-20F | DAMM15PX-A101 |
| M24308/24-20P | DAMM15PX-F225 |
| M24308/24-21Z | DBMM25PX |
| M24308/24-21F | DBMM25PX-A101 |
| M24308/24-21P | DBMM25PX-F225 |
| M24308/24-22Z | DCMM37PX |
| M24308/24-22F | DCMM37PX-A101 |
| M24308/24-22P | DCMM37PX-F225 |
| M24308/24-23Z | DDMM50PX |
| M24308/24-23F | DDMM50PX-A101 |
| M24308/24-23P | DDMM50PX-F225 |

D Sub



Dimensions shown in inches (mm)
Specifications and dimensions subject to change

M24308 Cross Reference

| Gov't Designation | ITT Part Number |
|-------------------|-----------------|
| M24308/24-25Z | DEMM9PD |
| M24308/24-25F | DEMM9PD-A101 |
| M24308/24-26Z | DAMM15PD |
| M24308/24-26F | DAMM15PD-A101 |
| M24308/24-27Z | DBMM25PD |
| M24308/24-27F | DBMM25PD-A101 |
| M24308/24-28Z | DCMM37PD |
| M24308/24-28F | DCMM37PD-A101 |
| M24308/24-29Z | DDMM50PD |
| M24308/24-29F | DDMM50PD-A101 |
| M24308/24-31Z | DEMM9PL |
| M24308/24-31F | DEMM9PL-A101 |
| M24308/24-32Z | DAMM15PL |
| M24308/24-32F | DAMM15PL-A101 |
| M24308/24-33Z | DBMM25PL |
| M24308/24-33F | DBMM25PL-A101 |
| M24308/24-34Z | DCMM37PL |
| M24308/24-34F | DCMM37PL-A101 |
| M24308/24-35Z | DDMM50PL |
| M24308/24-35F | DDMM50PL-A101 |
| M24308/24-37Z | DEMM9PA |
| M24308/24-37F | DEMM9PA-A101 |
| M24308/24-38Z | DAMM15PA |
| M24308/24-38F | DAMM15PA-A101 |
| M24308/24-39Z | DBMM25PA |
| M24308/24-39F | DBMM25PA-A101 |
| M24308/24-40Z | DCMM37PA |
| M24308/24-40F | DCMM37PA-A101 |
| M24308/24-41Z | DDMM50PA |
| M24308/24-41F | DDMM50PA-A101 |
| M24308/24-43Z | DEMM9PG |
| M24308/24-43F | DEMM9PG-A101 |
| M24308/24-44Z | DAMM15PG |
| M24308/24-44F | DAMM15PG-A101 |
| M24308/24-45Z | DBMM25PG |
| M24308/24-45F | DBMM25PG-A101 |
| M24308/24-46Z | DCMM37PG |
| M24308/24-46F | DCMM37PG-A101 |
| M24308/24-47Z | DDMM50PG |
| M24308/24-47F | DDMM50PG-A101 |
| M24308/24-49Z | DEMM9PS |
| M24308/24-49F | DEMM9PS-A101 |
| M24308/24-50Z | DAMM15PS |
| M24308/24-50F | DAMM15PS-A101 |
| M24308/24-51Z | DBMM25PS |
| M24308/24-51F | DBMM25PS-A101 |
| M24308/24-52Z | DCMM37PS |
| M24308/24-52F | DCMM37PS-A101 |
| M24308/24-53Z | DDMM50PS |
| M24308/24-53F | DDMM50PS-A101 |
| M24308/24-55Z | DEMM9PW |
| M24308/24-55F | DEMM9PW-A101 |
| M24308/24-56Z | DAMM15PW |
| M24308/24-56F | DAMM15PW-A101 |
| M24308/24-57Z | DBMM25PW |
| M24308/24-57F | DBMM25PW-A101 |
| M24308/24-58Z | DCMM37PW |
| M24308/24-58F | DCMM37PW-A101 |
| M24308/24-59Z | DDMM50PW |

| Gov't Designation | ITT Part Number |
|-------------------|-----------------|
| M24308/24-59F | DDMM50PW-A101 |
| M24308/24-61Z | DEMAM15PM |
| M24308/24-61F | DEMAM15PM-A101 |
| M24308/24-61P | DEMAM15PM-F225 |
| M24308/24-62Z | DAMAM25PM |
| M24308/24-62F | DAMAM25PM-A101 |
| M24308/24-62P | DAMAM25PM-F225 |
| M24308/24-63Z | DBMAM44PM |
| M24308/24-63F | DBMAM44PM-A101 |
| M24308/24-63P | DBMAM44PM-F225 |
| M24308/24-64Z | DCMAM62PM |
| M24308/24-64F | DCMAM62PM-A101 |
| M24308/24-64P | DCMAM62PM-F225 |
| M24308/24-65Z | DDMAM78PM |
| M24308/24-65F | DDMAM78PM-A101 |
| M24308/24-65P | DDMAM78PM-F225 |
| M24308/24-67Z | DEMAM15PQ |
| M24308/24-67F | DEMAM15PQ-A101 |
| M24308/24-67P | DEMAM15PQ-F225 |
| M24308/24-68Z | DAMAM25PQ |
| M24308/24-68F | DAMAM25PQ-A101 |
| M24308/24-68P | DAMAM25PQ-F225 |
| M24308/24-69Z | DBMAM44PQ |
| M24308/24-69F | DBMAM44PQ-A101 |
| M24308/24-69P | DBMAM44PQ-F225 |
| M24308/24-70Z | DCMAM62PQ |
| M24308/24-70F | DCMAM62PQ-A101 |
| M24308/24-70P | DCMAM62PQ-F225 |
| M24308/24-71Z | DDMAM78PQ |
| M24308/24-71F | DDMAM78PQ-A101 |
| M24308/24-71P | DDMAM78PQ-F225 |
| M24308/24-73Z | DEMAM15PA |
| M24308/24-73F | DEMAM15PA-A101 |
| M24308/24-73P | DEMAM15PA-F225 |
| M24308/24-74Z | DAMAM25PA |
| M24308/24-74F | DAMAM25PA-A101 |
| M24308/24-74P | DAMAM25PA-F225 |
| M24308/24-75Z | DBMAM44PA |
| M24308/24-75F | DBMAM44PA-A101 |
| M24308/24-75P | DBMAM44PA-F225 |
| M24308/24-76Z | DCMAM62PA |
| M24308/24-76F | DCMAM62PA-A101 |
| M24308/24-76P | DCMAM62PA-F225 |
| M24308/24-77Z | DDMAM78PA |
| M24308/24-77F | DDMAM78PA-A101 |
| M24308/24-77P | DDMAM78PA-F225 |
| M24308/24-101 | DEMM9PMNMBK52 |
| M24308/24-102 | DAMM15PMNMBK52 |
| M24308/24-103 | DBMM25PMNMBK52 |
| M24308/24-104 | DCMM37PMNMBK52 |
| M24308/24-105 | DDMM50PMNMBK52 |
| M24308/24-107 | DEMM9PZNMNBK52 |
| M24308/24-108 | DAMM15PZNMNBK52 |
| M24308/24-109 | DBMM25PZNMNBK52 |
| M24308/24-110 | DCMM37PZNMNBK52 |
| M24308/24-111 | DDMM50PZNMNBK52 |
| M24308/24-113 | DEMM9PHNMBK52 |
| M24308/24-114 | DAMM15PHNMBK52 |
| M24308/24-115 | DBMM25PHNMBK52 |

| Gov't Designation | ITT Part Number |
|-------------------|-----------------|
| M24308/24-115 | DBMM25PHNMBK52 |
| M24308/24-116 | DCMM37PHNMBK52 |
| M24308/24-117 | DDMM50PHNMBK52 |
| M24308/24-119 | DEMM9PXNMBK52 |
| M24308/24-120 | DAMM15PXNMBK52 |
| M24308/24-121 | DBMM25PXNMBK52 |
| M24308/24-122 | DCMM37PXNMBK52 |
| M24308/24-123 | DDMM50PXNMBK52 |
| M24308/24-125 | DEMM9PDNMBK52 |
| M24308/24-126 | DAMM15PDNMBK52 |
| M24308/24-127 | DBMM25PDNMBK52 |
| M24308/24-128 | DCMM37PDNMBK52 |
| M24308/24-129 | DDMM50PDNMBK52 |
| M24308/24-131 | DEMM9PLNMBK52 |
| M24308/24-132 | DAMM15PLNMBK52 |
| M24308/24-133 | DBMM25PLNMBK52 |
| M24308/24-134 | DCMM37PLNMBK52 |
| M24308/24-135 | DDMM50PLNMBK52 |
| M24308/24-137 | DEMM9PANMBK52 |
| M24308/24-138 | DAMM15PANMBK52 |
| M24308/24-139 | DBMM25PANMBK52 |
| M24308/24-140 | DCMM37PANMBK52 |
| M24308/24-141 | DDMM50PANMBK52 |
| M24308/24-143 | DEMM9PGNMBK52 |
| M24308/24-144 | DAMM15PGNMBK52 |
| M24308/24-145 | DBMM25PGNMBK52 |
| M24308/24-146 | DCMM37PGNMBK52 |
| M24308/24-147 | DDMM50PGNMBK52 |
| M24308/24-149 | DEMM9PSNMBK52 |
| M24308/24-150 | DAMM15PSNMBK52 |
| M24308/24-151 | DBMM25PSNMBK52 |
| M24308/24-152 | DCMM37PSNMBK52 |
| M24308/24-153 | DDMM50PSNMBK52 |
| M24308/24-155 | DEMM9PWNMBK52 |
| M24308/24-156 | DAMM15PWNMBK52 |
| M24308/24-157 | DBMM25PWNMBK52 |
| M24308/24-158 | DCMM37PWNMBK52 |
| M24308/24-159 | DDMM50PWNMBK52 |
| M24308/24-161Z | DEMAM15PMNMBK52 |
| M24308/24-162Z | DAMAM25PMNMBK52 |
| M24308/24-163Z | DBMAM44PMNMBK52 |
| M24308/24-164Z | DCMAM62PMNMBK52 |
| M24308/24-165Z | DDMAM78PMNMBK52 |
| M24308/24-167Z | DEMAM15PQNMBK52 |
| M24308/24-168Z | DAMAM25PQNMBK52 |
| M24308/24-169Z | DBMAM44PQNMBK52 |
| M24308/24-170Z | DCMAM62PQNMBK52 |
| M24308/24-171Z | DDMAM78PQNMBK52 |
| M24308/24-173Z | DEMAM15PANMBK52 |
| M24308/24-174Z | DAMAM25PANMBK52 |
| M24308/24-175Z | DBMAM44PANMBK52 |
| M24308/24-176Z | DCMAM62PANMBK52 |
| M24308/24-177Z | DDMAM78PANMBK52 |
| M24308/24-201Z | DEMM9PMNM |
| M24308/24-201F | DEMM9PMNM-A101 |
| M24308/24-201P | DEMM9PMNM-F225 |
| M24308/24-202Z | DAMM15PMNM |
| M24308/24-202F | DAMM15PMNM-A101 |
| M24308/24-202P | DAMM15PMNM-F225 |
| M24308/24-203Z | DBMM25PMNM |

Dimensions shown in inches (mm)
 Specifications and dimensions subject to change



C

Sub D

M24308 Cross Reference

| Gov't Designation | ITT Part Number |
|-------------------|-----------------|
| M24308/24-203F | DBMM25PMNM-A101 |
| M24308/24-203P | DBMM25PMNM-F225 |
| M24308/24-204Z | DCMM37PMNM |
| M24308/24-204F | DCMM37PMNM-A101 |
| M24308/24-204P | DCMM37PMNM-F225 |
| M24308/24-205Z | DDMM50PMNM |
| M24308/24-205F | DDMM50PMNM-A101 |
| M24308/24-205P | DDMM50PMNM-F225 |
| M24308/24-207Z | DEMM9PZNM |
| M24308/24-207F | DEMM9PZNM-A101 |
| M24308/24-207P | DEMM9PZNM-F225 |
| M24308/24-208Z | DAMM15PZNM |
| M24308/24-208F | DAMM15PZNM-A101 |
| M24308/24-208P | DAMM15PZNM-F225 |
| M24308/24-209Z | DBMM25PZNM |
| M24308/24-209F | DBMM25PZNM-A101 |
| M24308/24-209P | DBMM25PZNM-F225 |
| M24308/24-210Z | DCMM37PZNM |
| M24308/24-210F | DCMM37PZNM-A101 |
| M24308/24-210P | DCMM37PZNM-F225 |
| M24308/24-211Z | DDMM50PZNM |
| M24308/24-211F | DDMM50PZNM-A101 |
| M24308/24-211P | DDMM50PZNM-F225 |
| M24308/24-213Z | DEMM9PHNM |
| M24308/24-213F | DEMM9PHNM-A101 |
| M24308/24-213P | DEMM9PHNM-F225 |
| M24308/24-214Z | DAMM15PHNM |
| M24308/24-214F | DAMM15PHNM-A101 |
| M24308/24-214P | DAMM15PHNM-F225 |
| M24308/24-215Z | DBMM25PHNM |
| M24308/24-215F | DBMM25PHNM-A101 |
| M24308/24-215P | DBMM25PHNM-F225 |
| M24308/24-216Z | DCMM37PHNM |
| M24308/24-216F | DCMM37PHNM-A101 |
| M24308/24-216P | DCMM37PHNM-F225 |
| M24308/24-217Z | DDMM50PHNM |
| M24308/24-217F | DDMM50PHNM-A101 |
| M24308/24-217P | DDMM50PHNM-F225 |
| M24308/24-219Z | DEMM9PXNM |
| M24308/24-219F | DEMM9PXNM-A101 |
| M24308/24-219P | DEMM9PXNM-F225 |
| M24308/24-220Z | DAMM15PXNM |
| M24308/24-220F | DAMM15PXNM-A101 |
| M24308/24-220P | DAMM15PXNM-F225 |
| M24308/24-221Z | DBMM25PXNM |
| M24308/24-221F | DBMM25PXNM-A101 |
| M24308/24-221P | DBMM25PXNM-F225 |
| M24308/24-222Z | DCMM37PXNM |
| M24308/24-222F | DCMM37PXNM-A101 |
| M24308/24-222P | DCMM37PXNM-F225 |
| M24308/24-223Z | DDMM50PXNM |
| M24308/24-223F | DDMM50PXNM-A101 |
| M24308/24-223P | DDMM50PXNM-F225 |
| M24308/24-225Z | DEMM9PDNM |
| M24308/24-225F | DEMM9PDNM-A101 |
| M24308/24-226Z | DAMM15PDNM |
| M24308/24-226F | DAMM15PDNM-A101 |
| M24308/24-227Z | DBMM25PDNM |
| M24308/24-227F | DBMM25PDNM-A101 |

| Gov't Designation | ITT Part Number |
|-------------------|------------------|
| M24308/24-228Z | DCMM37PDNM |
| M24308/24-228F | DCMM37PDNM-A101 |
| M24308/24-229Z | DDMM50PDNM |
| M24308/24-229F | DDMM50PDNM-A101 |
| M24308/24-231Z | DEMM9PLNM |
| M24308/24-231F | DEMM9PLNM-A101 |
| M24308/24-232Z | DAMM15PLNM |
| M24308/24-232F | DAMM15PLNM-A101 |
| M24308/24-233Z | DBMM25PLNM |
| M24308/24-233F | DBMM25PLNM-A101 |
| M24308/24-234Z | DCMM37PLNM |
| M24308/24-234F | DCMM37PLNM-A101 |
| M24308/24-235Z | DDMM50PLNM |
| M24308/24-235F | DDMM50PLNM-A101 |
| M24308/24-237Z | DEMM9PANM |
| M24308/24-237F | DEMM9PANM-A101 |
| M24308/24-238Z | DAMM15PANM |
| M24308/24-238F | DAMM15PANM-A101 |
| M24308/24-239Z | DBMM25PANM |
| M24308/24-239F | DBMM25PANM-A101 |
| M24308/24-240Z | DCMM37PANM |
| M24308/24-240F | DCMM37PANM-A101 |
| M24308/24-241Z | DDMM50PANM |
| M24308/24-241F | DDMM50PANM-A101 |
| M24308/24-243Z | DEMM9PGNM |
| M24308/24-243F | DEMM9PGNM-A101 |
| M24308/24-244Z | DAMM15PGNM |
| M24308/24-244F | DAMM15PGNM-A101 |
| M24308/24-245Z | DBMM25PGNM |
| M24308/24-245F | DBMM25PGNM-A101 |
| M24308/24-246Z | DCMM37PGNM |
| M24308/24-246F | DCMM37PGNM-A101 |
| M24308/24-247Z | DDMM50PGNM |
| M24308/24-247F | DDMM50PGNM-A101 |
| M24308/24-249Z | DEMM9PSNM |
| M24308/24-249F | DEMM9PSNM-A101 |
| M24308/24-250Z | DAMM15PSNM |
| M24308/24-250F | DAMM15PSNM-A101 |
| M24308/24-251Z | DBMM25PSNM |
| M24308/24-251F | DBMM25PSNM-A101 |
| M24308/24-252Z | DCMM37PSNM |
| M24308/24-252F | DCMM37PSNM-A101 |
| M24308/24-253Z | DDMM50PSNM |
| M24308/24-253F | DDMM50PSNM-A101 |
| M24308/24-255Z | DEMM9PWNM |
| M24308/24-255F | DEMM9PWNM-A101 |
| M24308/24-256Z | DAMM15PWNM |
| M24308/24-256F | DAMM15PWNM-A101 |
| M24308/24-257Z | DBMM25PWNM |
| M24308/24-257F | DBMM25PWNM-A101 |
| M24308/24-258Z | DCMM37PWNM |
| M24308/24-258F | DCMM37PWNM-A101 |
| M24308/24-259Z | DDMM50PWNM |
| M24308/24-259F | DDMM50PWNM-A101 |
| M24308/24-261Z | DEMAM15PMNM |
| M24308/24-261F | DEMAM15PMNM-A101 |
| M24308/24-261P | DEMAM15PMNM-F225 |
| M24308/24-262Z | DAMAM25PMNM |
| M24308/24-262F | DAMAM25PMNM-A101 |

| Gov't Designation | ITT Part Number |
|-------------------|------------------|
| M24308/24-262P | DAMAM25PMNM-F225 |
| M24308/24-263Z | DBMAM44PMNM |
| M24308/24-263F | DBMAM44PMNM-A101 |
| M24308/24-263P | DBMAM44PMNM-F225 |
| M24308/24-264Z | DCMAM62PMNM |
| M24308/24-264F | DCMAM62PMNM-A101 |
| M24308/24-264P | DCMAM62PMNM-F225 |
| M24308/24-265Z | DDMAM78PMNM |
| M24308/24-265F | DDMAM78PMNM-A101 |
| M24308/24-265P | DDMAM78PMNM-F225 |
| M24308/24-267Z | DEMAM15PQNM |
| M24308/24-267F | DEMAM15PQNM-A101 |
| M24308/24-267P | DEMAM15PQNM-F225 |
| M24308/24-268Z | DAMAM25PQNM |
| M24308/24-268F | DAMAM25PQNM-A101 |
| M24308/24-268P | DAMAM25PQNM-F225 |
| M24308/24-269Z | DBMAM44PQNM |
| M24308/24-269F | DBMAM44PQNM-A101 |
| M24308/24-269P | DBMAM44PQNM-F225 |
| M24308/24-270Z | DCMAM62PQNM |
| M24308/24-270F | DCMAM62PQNM-A101 |
| M24308/24-270P | DCMAM62PQNM-F225 |
| M24308/24-271Z | DDMAM78PQNM |
| M24308/24-271F | DDMAM78PQNM-A101 |
| M24308/24-271P | DDMAM78PQNM-F225 |
| M24308/24-273Z | DEMAM15PANM |
| M24308/24-273F | DEMAM15PANM-A101 |
| M24308/24-274Z | DAMAM25PANM |
| M24308/24-274F | DAMAM25PANM-A101 |
| M24308/24-275Z | DBMAM44PANM |
| M24308/24-275F | DBMAM44PANM-A101 |
| M24308/24-276Z | DCMAM62PANM |
| M24308/24-276F | DCMAM62PANM-A101 |
| M24308/24-277Z | DDMAM78PANM |
| M24308/24-277F | DDMAM78PANM-A101 |
| M24308/26-1 | D20418-128 |
| M24308/26-1F | D20418-2 |
| M24308/26-2 | D20418-129 |
| M24308/26-2F | D20418-39 |

D Sub



Dimensions shown in inches (mm)
Specifications and dimensions subject to change

| S-311-P Specification | ITT Part Number | S-311-P Specification | ITT Part Number | S-311-P Specification | ITT Part Number |
|-----------------------|-------------------|-----------------------|--------------------|-----------------------|--------------------|
| 311P10-1P-B-12 | DEM-9P-NMB-K52 | 311P10-14P-B-12 | DBM-21W1P-NMB-K52 | 311P407-2S-B-12 | DAMA-26S-NMB-K47FO |
| 311P10-1P-C-12 | DEM-9P-NMC-K52 | 311P10-14P-C-12 | DBM-21W1P-NMC-K52 | 311P407-3P-B-12 | DBMA-44P-NMB-K47FO |
| 311p10-1S-B-12 | DEM-9S-NMB-K52 | 311P10-14S-B-12 | DBM-21W1S-NMB-K52 | 311P407-3S-B-12 | DBMA-44S-NMB-K47FO |
| 311P10-1S-C-12 | DEM-9S-NMC-K52 | 311P10-14S-C-12 | DBM-21W1S-NMC-K52 | 311P407-4P-B-12 | DCMA-62P-NMB-K47FO |
| 311P10-2P-C-12 | DAM-15P-NMC-K52 | 311P10-15P-B-12 | DCM-8W8P-NMB-K52 | 311P407-4S-B-12 | DCMA-62S-NMB-K47FO |
| 311P10-2S-B-12 | DAM-15S-NMB-K52 | 311P10-15P-C-12 | DCM-8W8P-NMC-K52 | 311P407-5P-B-12 | DDMA-78P-NMB-K47FO |
| 311P10-2S-C-12 | DAM-15S-NMC-K52 | 311P10-15S-B-12 | DCM-8W8S-NMB-K52 | 311P407-5S-B-12 | DDMA-78S-NMB-K47FO |
| 311P10-3P-B-12 | DBM-25P-NMB-K52 | 311P10-15S-C-12 | DCM-8W8S-NMC-K52 | 311P409-1P-B-12 | DEMA-9P-NMB-K47FO |
| 311P10-3P-C-12 | DBM-25P-NMC-K52 | 311P10-16P-B-12 | DCM-13W6P-NMB-K52 | 311P409-1S-B-12 | DEMA-9S-NMB-K47FO |
| 311P10-3S-B-12 | DBM-25S-NMB-K52 | 311P10-16P-C-12 | DCM-13W6P-NMC-K52 | 311P409-2P-B-12 | DAMA-15P-NMB-K47FO |
| 311P10-3S-C-12 | DBM-26S-NMC-K52 | 311P10-16S-B-12 | DCM-13W6S-NMB-K52 | 311P409-2S-B-12 | DAMA-15S-NMB-K47FO |
| 311P10-4P-B-12 | DCM-37P-NMB-K52 | 311P10-16S-C-12 | DCM-13W6S-NMC-K52 | 311P409-3P-B-12 | DBMA-25P-NMB-K47FO |
| 311P10-4P-C-12 | DCM-37P-NMC-K52 | 311P10-17P-B-12 | DCM-17W5P-NMB-K52 | 311P409-3S-B-12 | DBMA-25S-NMB-K47FO |
| 311P10-4S-B-12 | DCM-37S-NMB-K52 | 311P10-17P-C-12 | DCM-17W5P-NMC-K52 | 311P409-4P-B-12 | DCMA-37-NMB-K47FO |
| 311P10-4S-C-12 | DCM-37S-NMC-K52 | 311P10-17S-C-12 | DCM-17W5S-NMC-K52 | 311P409-4S-B-12 | DCMA-37S-NMB-K47FO |
| 311P10-5P-B-12 | DDM-50P-NMB-K52 | 311P10-18P-B-12 | DCM-21WA4P-NMB-K52 | 311P409-5P-B-12 | DDMA-50P-NMB-K47FO |
| 311P10-5P-C-12 | DDM-50P-NMC-K52 | 311P10-18P-C-12 | DCM-21WA4P-NMC-K52 | 311P409-5S-B-12 | DDMA-50S-NMB-K47FO |
| 311P10-5S-B-12 | DDM-50S-NMB-K52 | 311P10-18S-B-12 | DCM-21WA4S-NMB-K52 | G08P1 | 030-2042-002 |
| 311P10-5S-C-12 | DDM-50S-NMC-K52 | 311P10-18S-C-12 | DCM-21WA4S-NMC-K52 | G08S1 | 031-1147-002 |
| 311P10-6P-B-12 | DEM-5W1P-NMB-K52 | 311P10-23P-B-12 | DDM-36W4P-NMB-K52 | G10P1 | 330-5291-037 |
| 311P10-6P-C-12 | DEM-5W1P-NMC-K52 | 311P10-23P-C-12 | DDM-36W4S-NMC-K52 | G10S1 | 031-1007-052 |
| 311P10-6S-B-12 | DEM-5W1S-NMB-K52 | 311P10-23S-B-12 | DDM-36W4S-NMB-K52 | GCP1 | DM53740-17 |
| 311P10-6S-C-12 | DEM-5W1S-NMC-K52 | 311P10-23S-C-12 | DDM-36W4S-NMC-K52 | GCP2 | DM53740-15 |
| 311P10-7P-B-12 | DAM-3W3P-NMB-K52 | 311P10-24P-B-12 | DDM-43W2P-NMB-K52 | GCP3 | DM53740-16 |
| 311P10-7P-C-12 | DAM-3W3P-NMC-K52 | 311P10-24P-C-12 | DDM-43W2S-NMC-K52 | GCP4 | DM53740-18 |
| 311P10-7S-B-12 | DAM-3W3S-NMB-K52 | 311P10-24S-B-12 | DDM-43W2S-NMB-K52 | GCRP1 | DM53741-12 |
| 311P10-7S-C-12 | DAM-3W3S-NMC-K52 | 311P10-24S-C-12 | DDM-43W2S-NMC-K52 | GCRP2 | DM53741-11 |
| 311P10-8P-B-12 | DAM-7W2P-NMB-K52 | 311P10-25P-B-12 | DDM-47W1P-NMB-K52 | GCRP3 | DM53741-10 |
| 311P10-8P-C-12 | DAM-7W2P-NMC-K52 | 311P10-25P-C-12 | DDM-47W1P-NMC-K52 | GCRP4 | DM53741-13 |
| 311P10-8S-B-12 | DAM-7W2S-NMB-K52 | 311P10-25S-B-12 | DDM-47W1S-NMB-K52 | GCS1 | DM53742-18 |
| 311P10-8S-C-12 | DAM-7W2S-NMC-K52 | 311P10-25S-C-12 | DDM-47W1S-NMC-K52 | GCS2 | DM53742-16 |
| 311P10-9P-B-12 | DAM-11W1P-NMB-K52 | 311P10-25P-B-12 | DDM-47W1P-NMB-K52 | GCS3 | DM53742-17 |
| 311P10-9P-C-12 | DAM-11W1P-NMC-K52 | 311P10-25P-C-12 | DDM-47W1P-NMC-K52 | GCS4 | DM53742-19 |
| 311P10-9S-B-12 | DAM-11W1S-NMB-K52 | 311P10-25S-B-12 | DDM-47W1S-NMB-K52 | GCSR1 | DM43743-18 |
| 311P10-9S-C-12 | DAM-11W1S-NMC-K52 | 311P10-25S-C-12 | DDM-47W1S-NMC-K52 | GCSR2 | DM43743-16 |
| 311P10-10P-B-12 | DBM-5W5P-NMB-K52 | 311P405-9P-B-12 | DAA-11W1P-NMB-K52 | GCSR3 | DM43743-17 |
| 311P10-10P-C-12 | DBM-5W5P-NMC-K52 | 311P405-9S-B-12 | DAA-11W1S-NMB-K52 | GCSR4 | DM43743-19 |
| 311P10-10S-B-12 | DBM-5W5S-NMB-K52 | 311P405-10P-B-12 | DAM-5W5P-NMB-K52 | GHP6 | DM51157-8 |
| 311P10-10S-C-12 | DBM-5W5S-NMC-K52 | 311P405-10S-B-12 | DAM-5W5S-NMB-K52 | GHRP6 | DM51157-5005 |
| 311P10-11P-B-12 | DBM-9W4P-NMB-K52 | 311P405-11P-B-12 | DAM-9W4P-NMB-K52 | GHR6 | DM51155-5004 |
| 311P10-11P-C-12 | DBM-9W4P-NMC-K52 | 311P405-12P-B-12 | DBA-13W3P-NMB-K52 | GHS6 | DM51155-7 |
| 311P10-11S-B-12 | DBM-9W4S-NMB-K52 | 311P405-12S-B-12 | DBA-13W3S-NMB-K52 | | |
| 311P10-11S-C-12 | DBM-9W4S-NMC-K52 | 311P405-13P-B-12 | DBMA-17W2P-NMB-K52 | | |
| 311P10-12P-B-12 | DBM-13W3P-NMB-K52 | 311P405-13S-B-12 | DBMA-17W2S-NMB-K52 | | |
| 311P10-12P-C-12 | DBM-13W3P-NMC-K52 | 311P405-14P-B-12 | DCA-21W1P-NMB-K52 | | |
| 311P10-12S-B-12 | DBM-13W3S-NMB-K52 | 311P405-15P-B-12 | DCM-8W8P-NMB-K52 | | |
| 311P10-12S-C-12 | DBM-13W3S-NMC-K52 | 311P405-15S-B-12 | DCM-8W8S-NMB-K52 | | |
| 311P10-13P-B-12 | DBM-17W2P-NMB-K52 | 311P405-18P-B-12 | DCA-21W1P-NMB-K52 | | |
| 311P10-13P-C-12 | DBM-17W3P-NMC-K52 | 311P405-18S-B-12 | DCA-21WA1S-NMB-K52 | | |
| 311P10-13S-B-12 | DBM-17W2S-NMB-K52 | 311P405-24S-B-12 | DDA-43W2S-NMB-K52 | | |
| 311P10-13S-C-12 | DBM-13W3S-NMC-K52 | 311P407-1P-B-12 | DEMA-15P-NMB-K47FO | | |
| | | 311P407-1S-B-12 | DEMA-15S-NMB-K47FO | | |
| | | 311P407-2P-B-12 | DAMA-26P-NMB-K47FO | | |

Dimensions shown in inches (mm)
 Specifications and dimensions subject to change



D Sub

