

# "High Frequency Ceramic Solutions"

## 5.5 GHz Band Pass Filter

P/N 5487BP15C675

Detail Specification: 08/17/03

Page 1 of 2

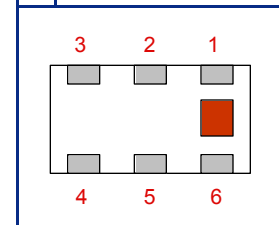
### General Specifications

Part Number	5487BP15C675	
Frequency (MHz)	5150 - 5825	
Insertion Loss	1.8 dB max.	
Return Loss	9.5 dB min.	
Attenuation (min.)	2.57 ~ 2.90 GHz	35 dB
Attenuation (min.)	10.3 ~ 11.65 GHz	27 dB
Attenuation (min.)	15.45 ~ 17.475 GHz	20 dB

Input Power	3 Watts max.
Impedance	50 Ω
Operating Temperature	-40 to +85°C
Reel Quantity	3,000

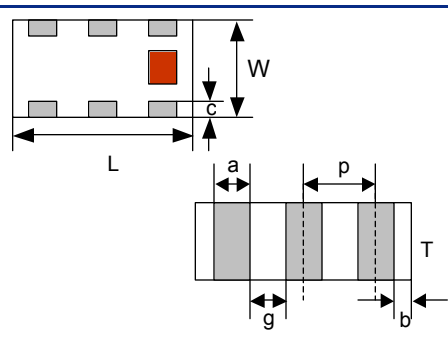
### Terminal Configuration

No.	Function
1	GND
2	GND
3	I/O
4	GND
5	GND
6	I/O



### Mechanical Dimensions

	In	mm
L	0.079 ± 0.004	2.00 ± 0.10
W	0.049 ± 0.004	1.25 ± 0.10
T	0.033 ± 0.004	0.85 ± 0.10
a	0.012 ± 0.004	0.30 ± 0.10
b	0.008 ± 0.004	0.20 ± 0.10
c	0.012 +.004/-.008	0.30 +0.1/-0.2
g	0.014 ± 0.004	0.35 ± 0.10
p	0.026 ± 0.002	0.65 ± 0.05

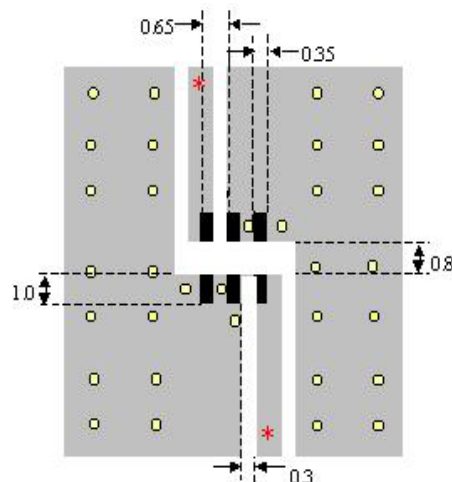





### Mounting Considerations

Mount these devices with brown mark facing up.

Line width should be designed to provide 50Ω impedance matching characteristics.

Units: mm



-  Solder Resist
-  Land
-  Through-hole (φ0.35)

Johanson Technology, Inc. reserves the right to make design changes without notice.

All sales are subject to Johanson Technology, Inc. terms and conditions.

# "High Frequency Ceramic Solutions"

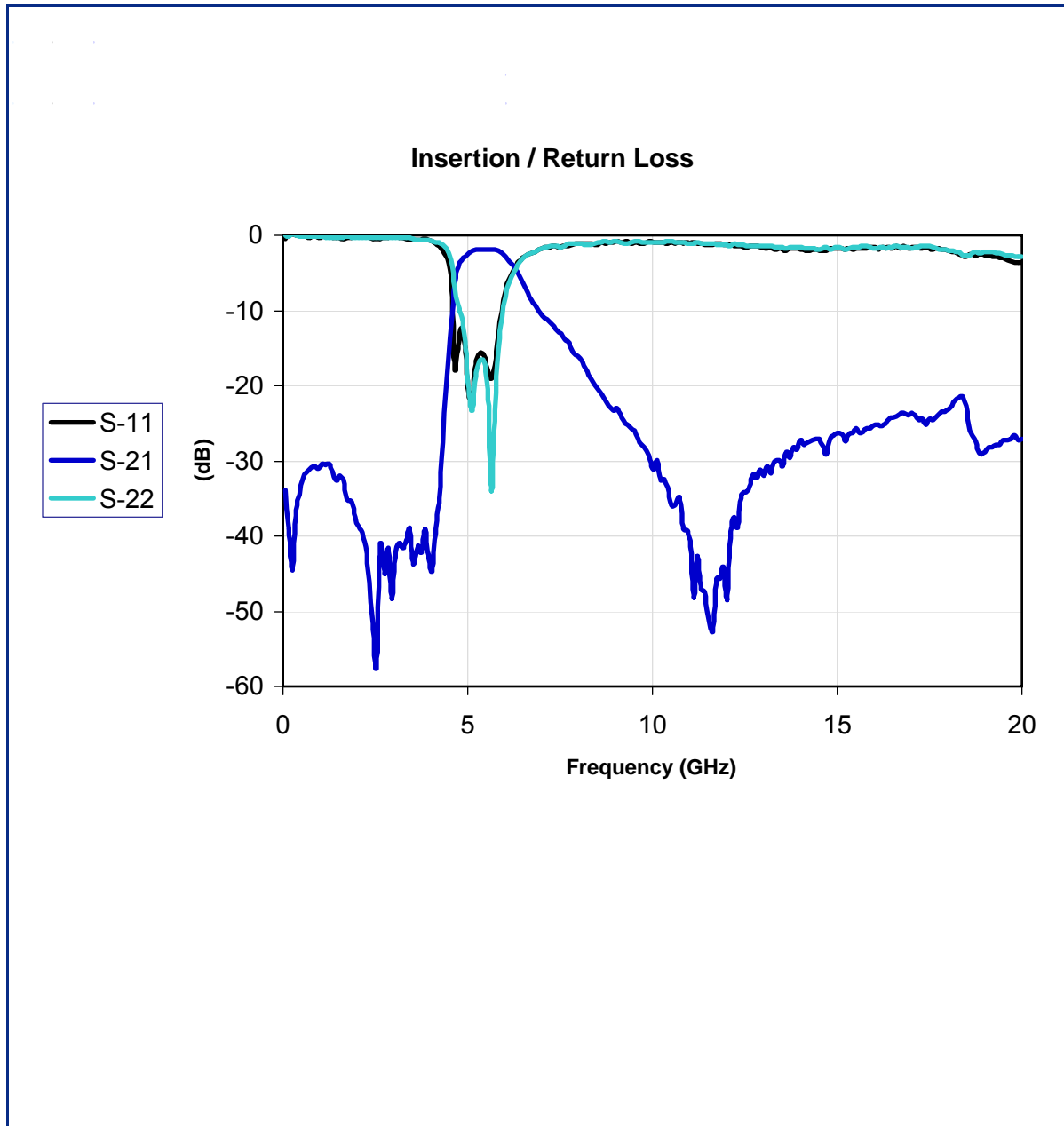
**5.5 GHz Band Pass Filter**

**P/N 5487BP15C675**

Detail Specification: 08/17/03

Page 2 of 2

Typical Electrical Performance (T=25°C)



Johanson Technology, Inc. reserves the right to make design changes without notice.

All sales are subject to Johanson Technology, Inc. terms and conditions.



[www.johansontechnology.com](http://www.johansontechnology.com)

931 Via Alondra • Camarillo, CA 93012 • TEL 805.389.1166 FAX 805.389.1821

2003 Johanson Technology, Inc. All Rights Reserved