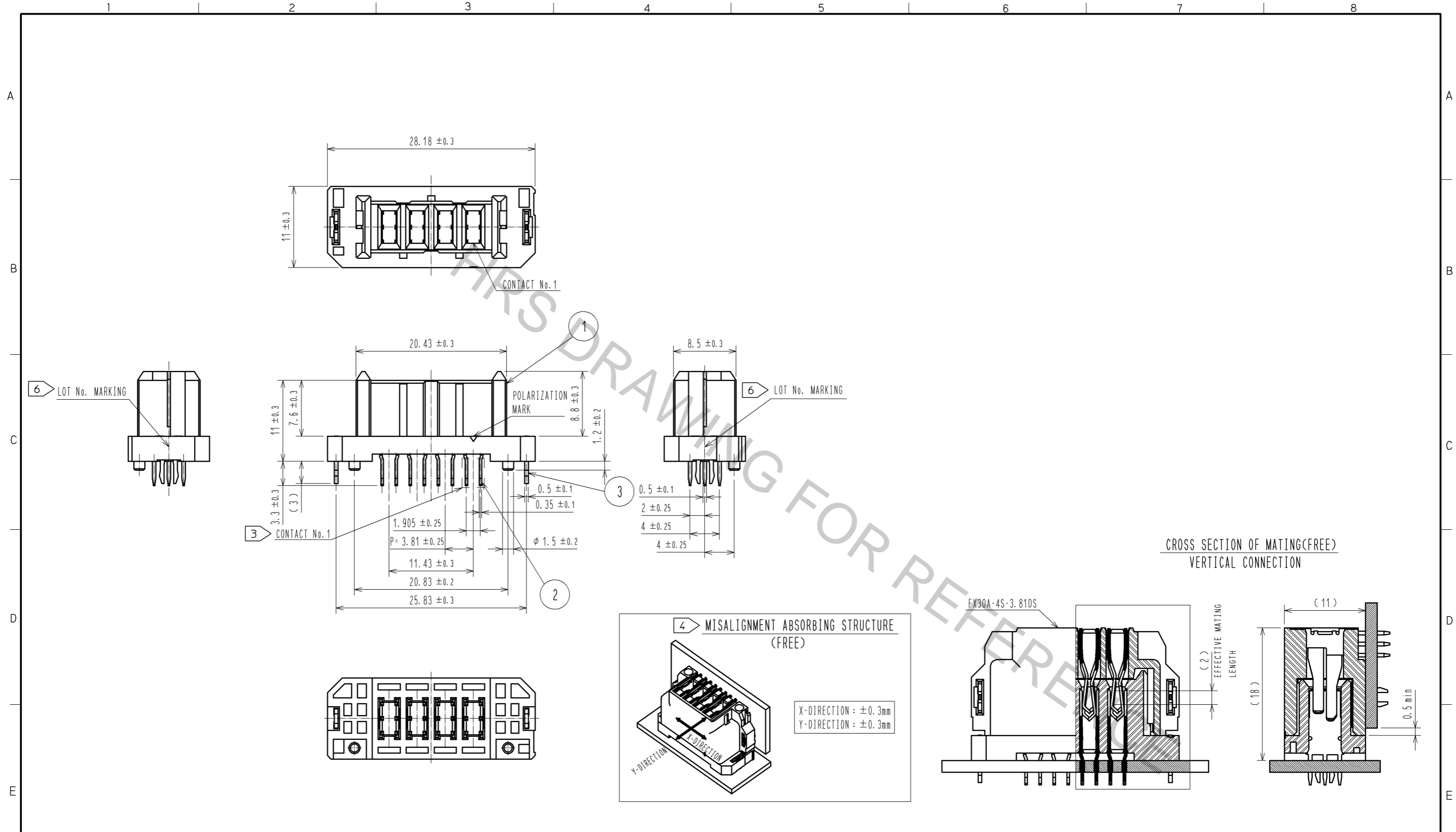


Jul.1.2017 Copyright 2017 HIROSE ELECTRIC CO., LTD. All Rights Reserved.

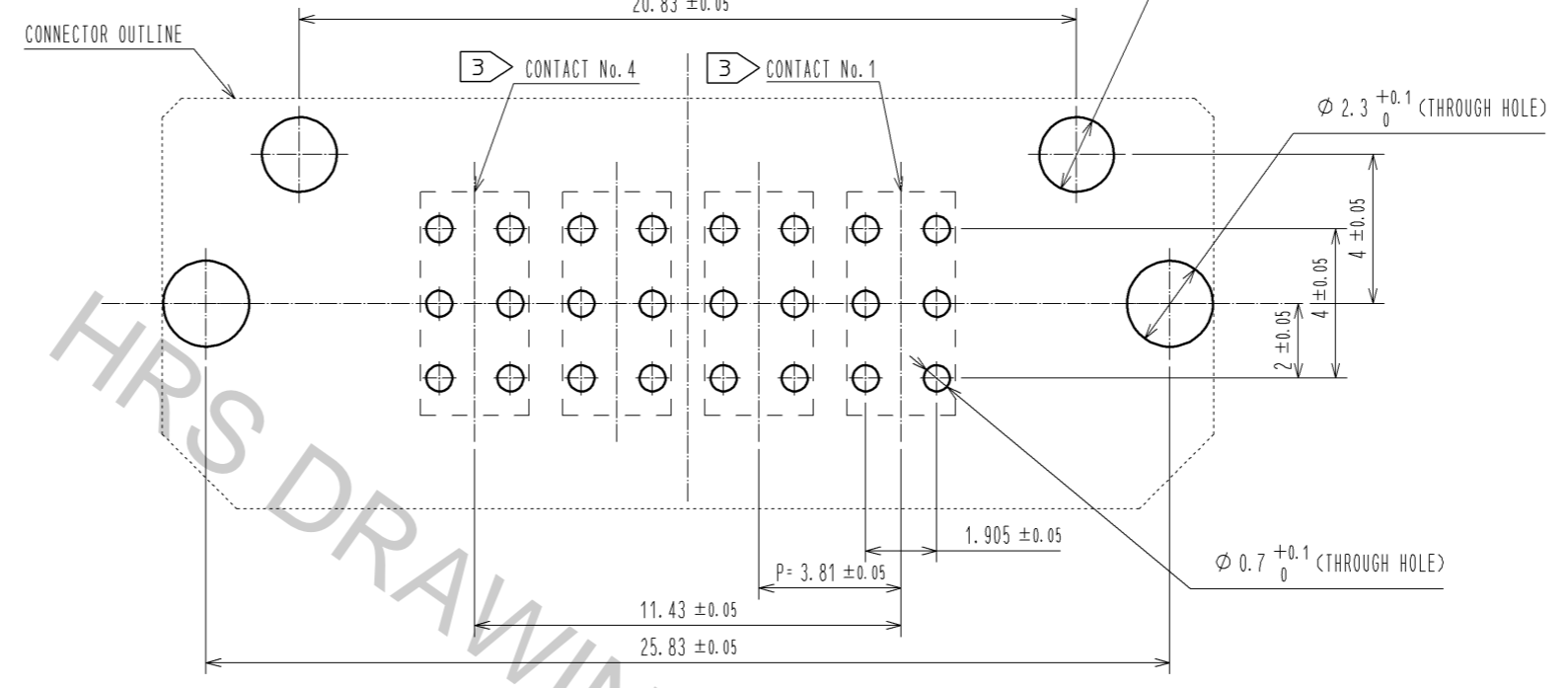


NOTE 1 THIS PRODUCT IS PACKAGED IN TRAY. (60pcs/TRAY)  
 2 BLEMISH AND HIT MARK CAN BE OCCURED THROUGH OUT THE MANUFACTURING PROCESS WHICH DOESN'T AFFECT QUALITY LEVEL. ALSO, BLACK SPOT COULD BE OBSERVED ON THE SURFACE OF HOUSING.  
 3 EACH CONTACT NO. IS APPLIED TO ADJACENT 6 LEADS AS A LINE.  
 4 MISALIGNMENT ABSORBING RANGE: ±0.3mm max.  
 5 THE DIMENSION IN PARENTHESES ARE FOR REFERENCES.  
 6 LOT NO. IS INDICATED AT EITHER ONE OF THE POSITION AS SHOWN.

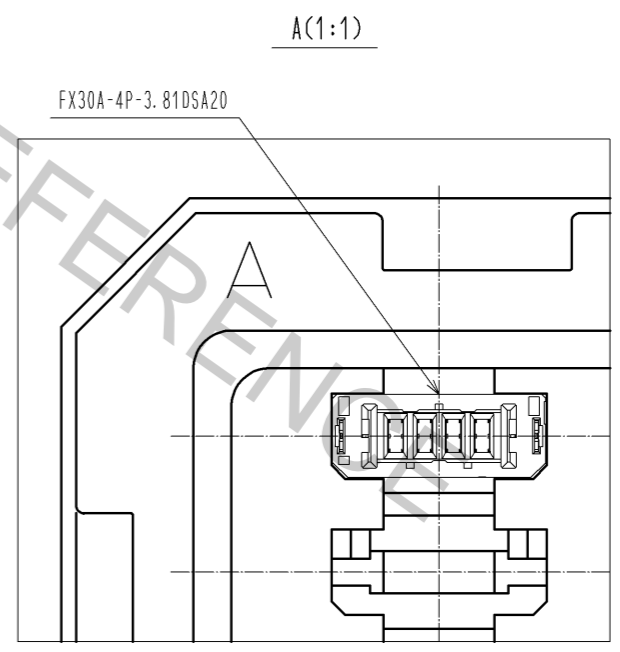
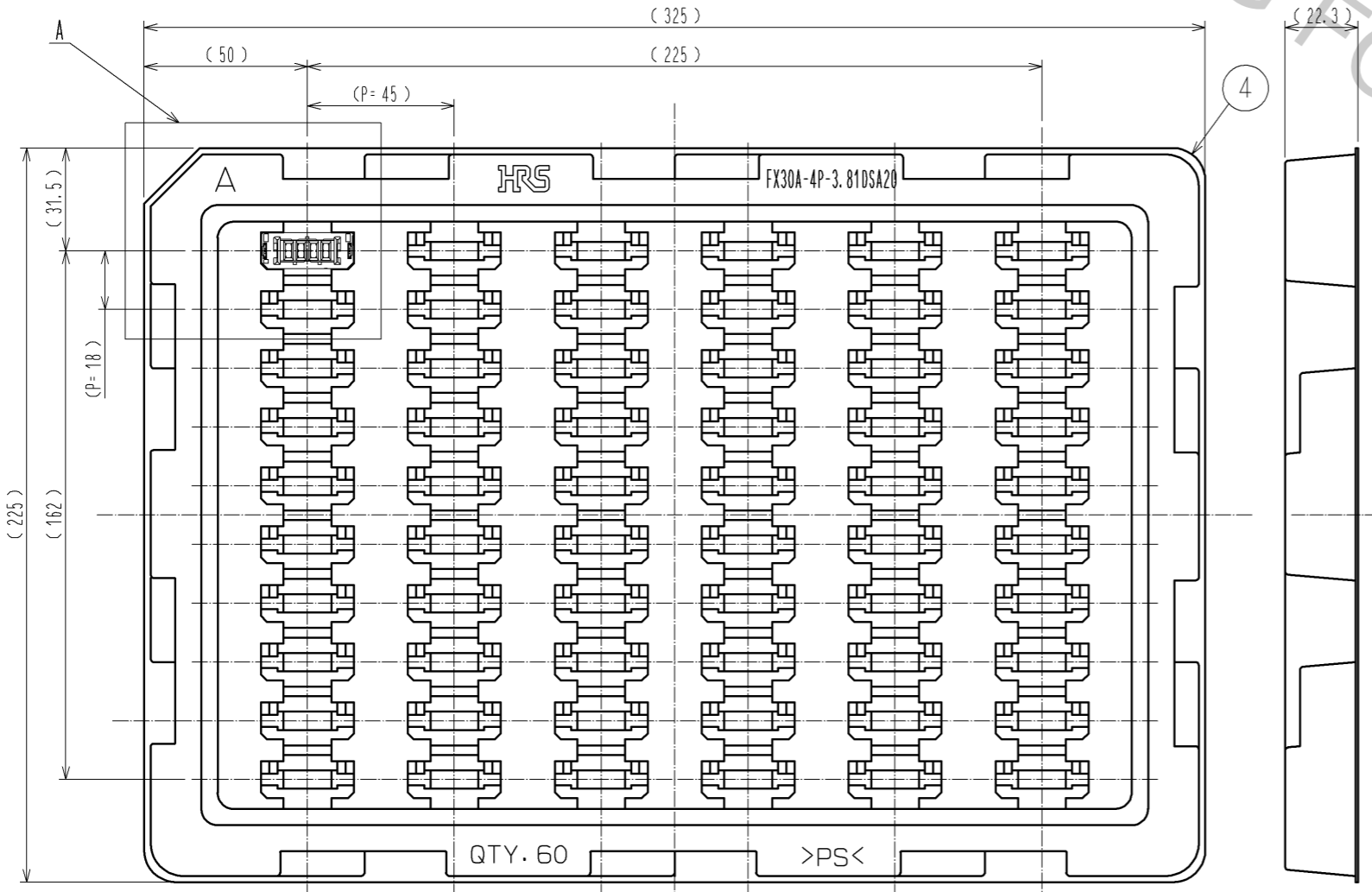
2	COPPER ALLOY	CONTACT AREA:GOLD-PLATING 0.1μm	4	POLYSTYRENE	
		LEAD AREA:TIN-PLATING 1.0μm			
		UNDER PLATING:NICKEL 1.0μm	3	PHOSPHOR BRONZE	TIN-PLATING 3.0μm
1	POLYAMIDE	BLACK UL94V-0			UNDER PLATING:NICKEL 1.0μm
NO.	MATERIAL	FINISH . REMARKS	NO.	MATERIAL	FINISH . REMARKS
UNITS mm		SCALE 2 : 1	COUNT 	DESCRIPTION OF REVISIONS	DESIGNED
					CHECKED
					DATE
<b>HRS</b> HIROSE ELECTRIC CO., LTD.		APPROVED : HS. OKAWA 12.06.15	DRAWING NO. EDC3-341814-00		
		CHECKED : KI. HIROKAWA 12.06.15	PART NO. FX30A-4P-3.81DSA20		
		DESIGNED : DK. AIMOTO 12.06.14	CODE NO. CL570-2102-3-00		
		DRAWN : DK. AIMOTO 12.06.14			

Jul.1.2017 Copyright 2017 HIROSE ELECTRIC CO., LTD. All Rights Reserved.

RECOMMENDED HOLE PATTERN DIMENSION OF PCB(5:1)  
(CONNECTOR MOUNTING SIDE, PCB THICKNESS:t=1.6mm)



1 DRAWING FOR PACKAGING(1:2)



QTY. 60 >PS<

<b>HRS</b>	DRAWING NO.	EDC3-341814-00	
	PART NO.	FX30A-4P-3.81DSA20	
	CODE NO.	CL570-2102-3-00	