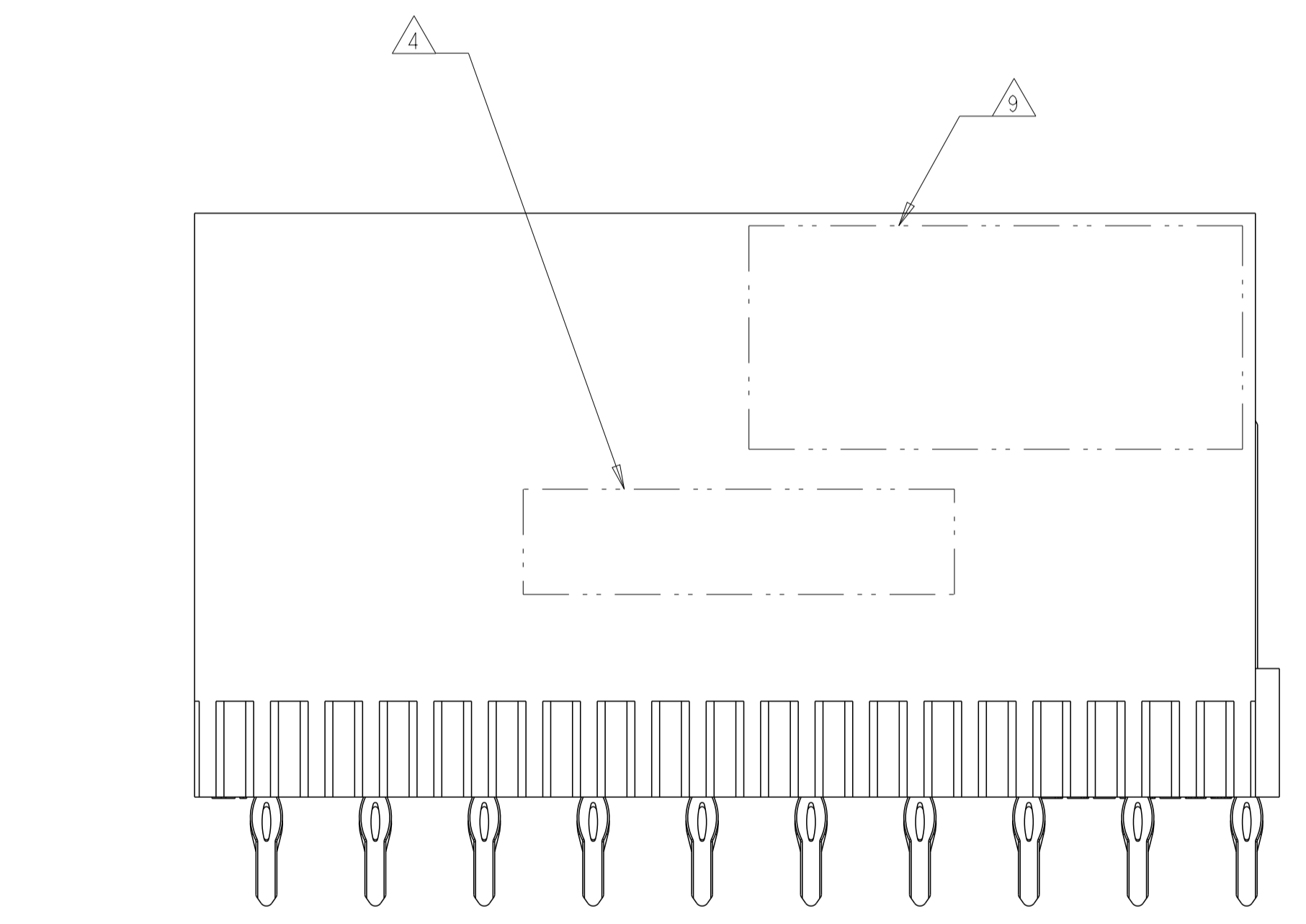
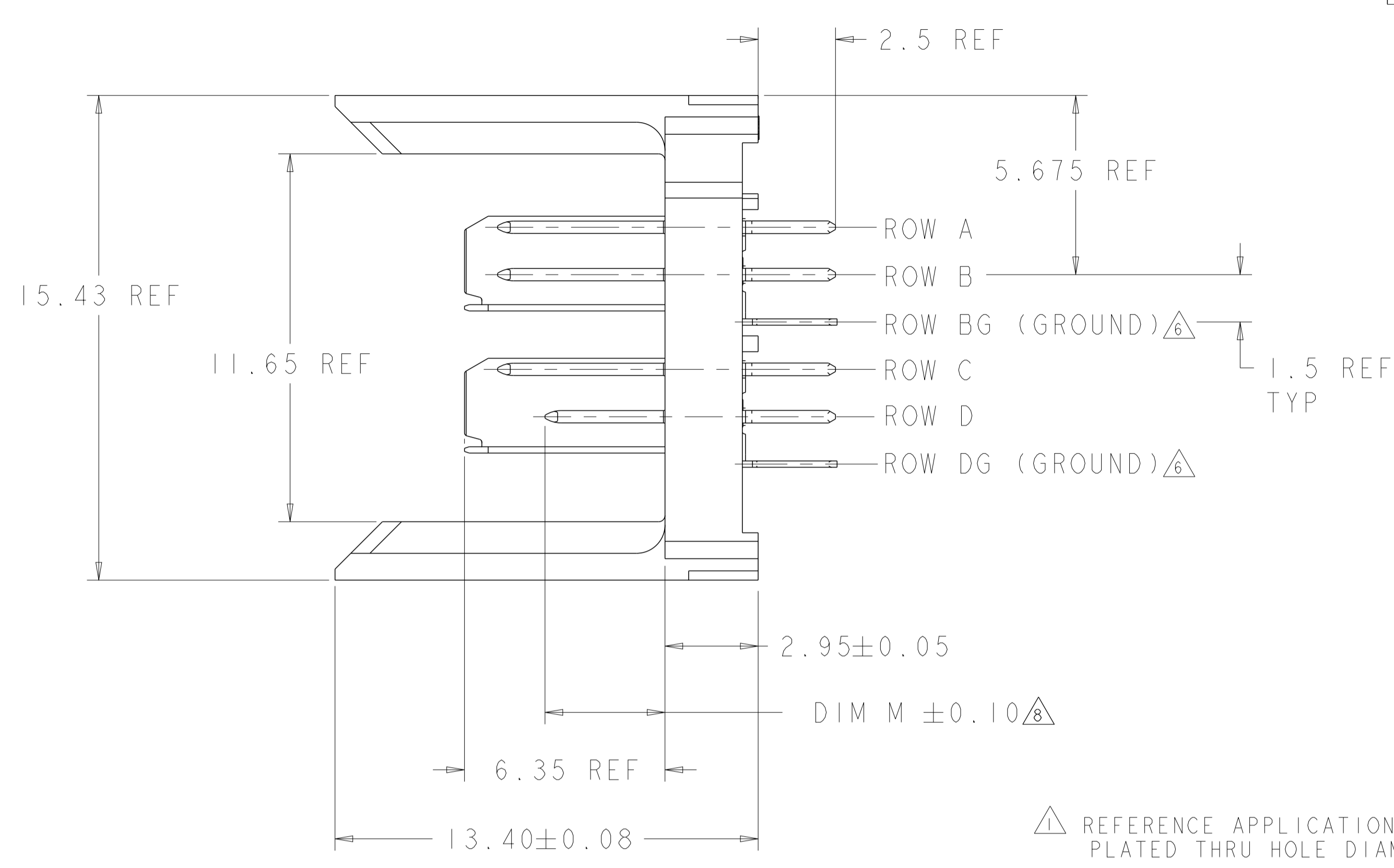
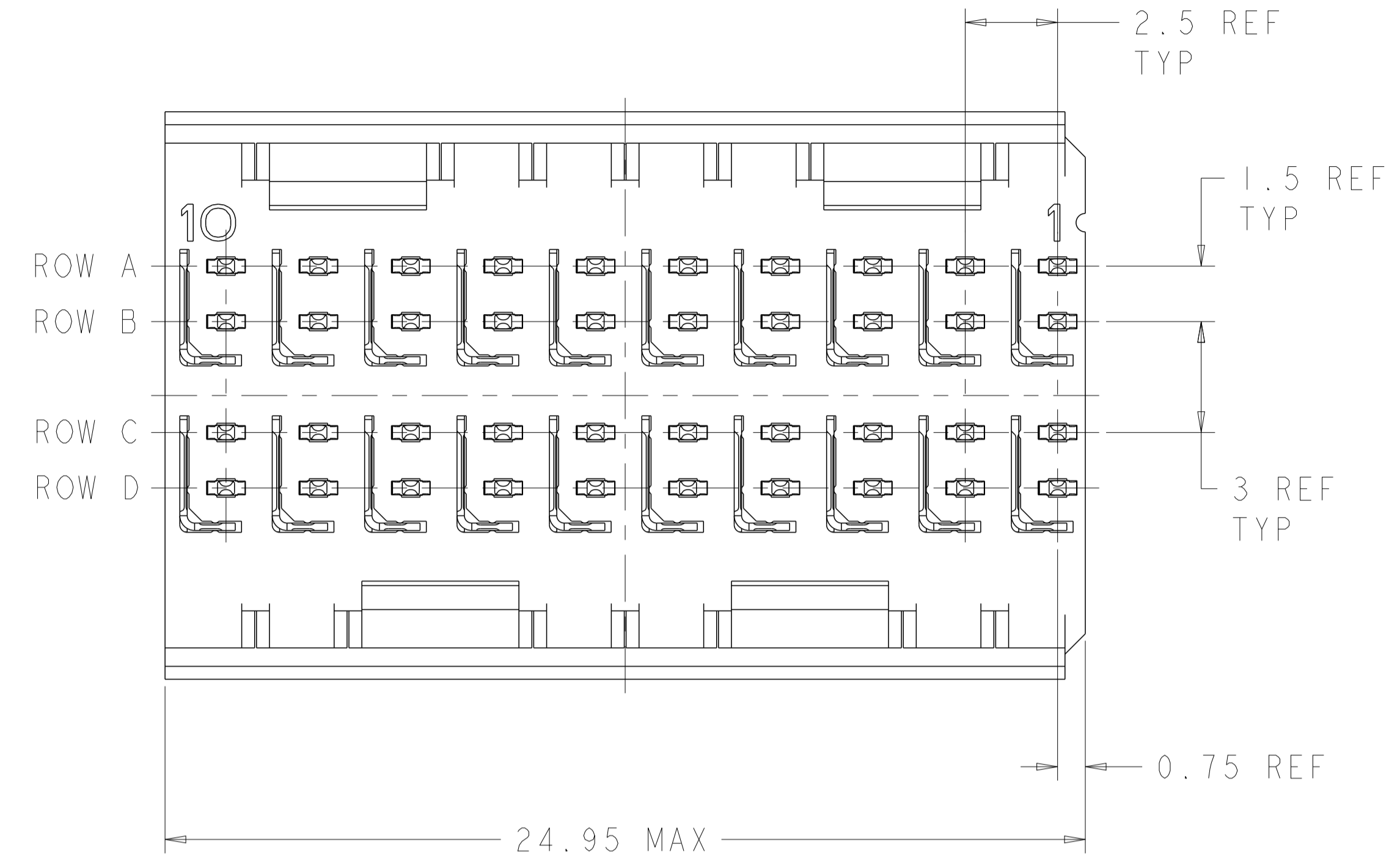
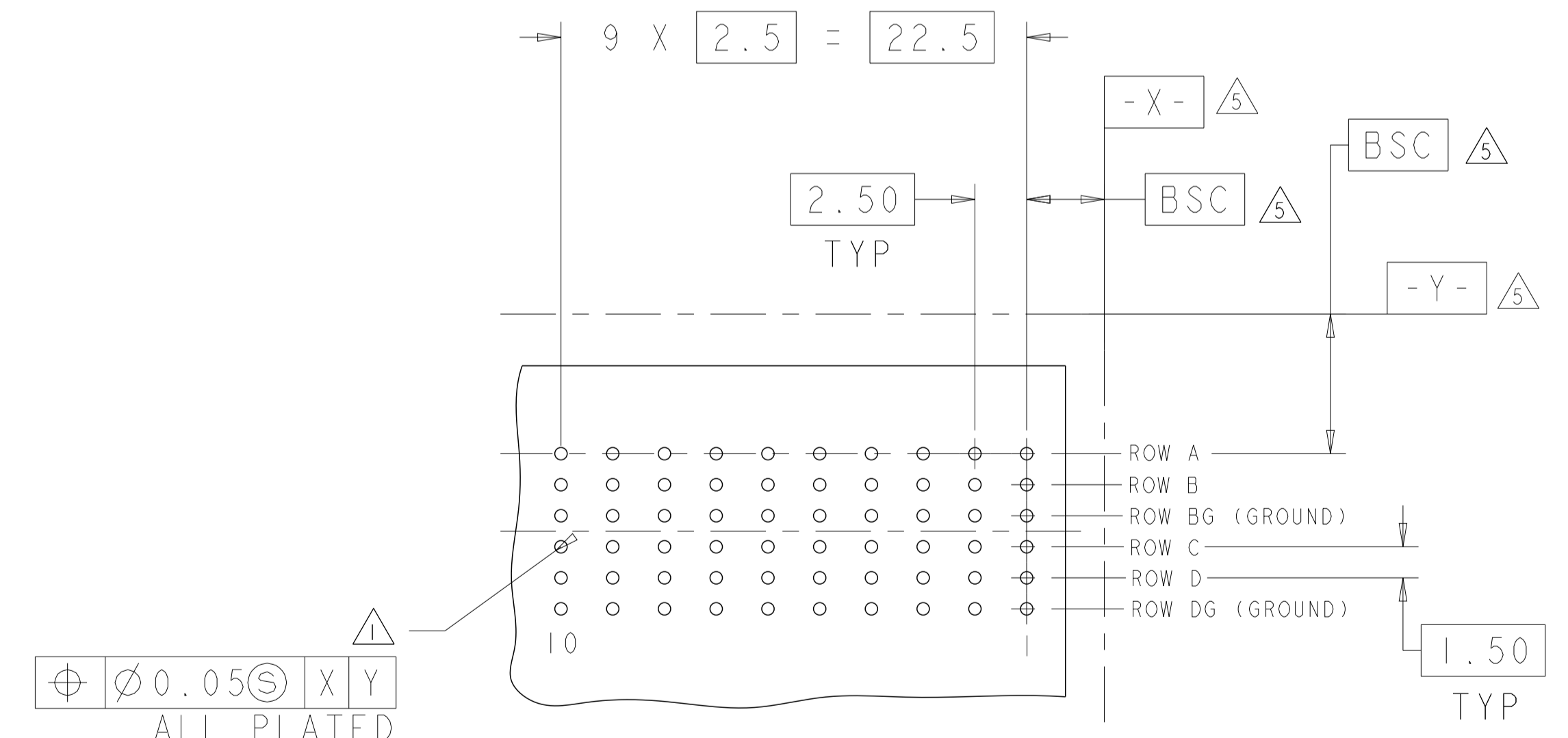


| REVISIONS |     |                           |           |       |
|-----------|-----|---------------------------|-----------|-------|
| P         | LTN | DESCRIPTION               | DATE      | APVD  |
| C         |     | REVISED PER ECO-18-018129 | 24OCT2019 | AP DS |
|           |     |                           |           |       |
|           |     |                           |           |       |



- △ REFERENCE APPLICATION SPEC 114-13059 FOR RECOMMENDED PLATED THRU HOLE DIAMETER AND PLATING THICKNESS.
- △ MATERIAL:  
CONTACT AND SHIELD - PHOSPHOR BRONZE  
HOUSING - GLASS FILLED POLYESTER
- △ FINISH: SIGNAL AND GROUND CONTACTS:  
MATING AREA: MEETS THE PERFORMANCE REQUIREMENTS OF PRODUCT SPECIFICATION 108-2055; BASED ON TELCORDIA GR-1217-CORE, APPLICATIONS IN UNCONTROLLED ENVIRONMENTS  
COMPLIANT PIN AREA: 0.5 μm MIN MATTE TIN OVER BASE PLATING
- △ CONNECTOR MARKED WITH PART NUMBER AND DATE CODE.
- △ DATUMS AND BASIC DIMENSIONS ESTABLISHED BY CUSTOMER.
- △ THE TWO GROUNDS IN EACH COLUMN ARE COMMONED.
- 7. CONTACT AREA LUBRICATED WITH BELLCORE APPROVED LUBRICANT. TECHNICAL REFERENCE: GR-1217-CORE, ISSUE 1, NOVEMBER 1995.
- △ REFER TO "CONTACT LAYOUT" CHART FOR SEQUENCING.
- △ TE OR TE CONNECTIVITY LOGO IS LOCATED.



**CONTACT LAYOUT**  
 A = 3.80mm (DIM M)  
 B = 5.30mm (DIM M)  
 G = GROUND

|      |    | COLUMNS |   |   |   |   |   |   |   |   |   |
|------|----|---------|---|---|---|---|---|---|---|---|---|
|      |    | 10      | 9 | 8 | 7 | 6 | 5 | 4 | 3 | 2 | 1 |
| ROWS | A  | A       | B | B | B | B | B | B | B | B | B |
|      | B  | B       | B | B | B | B | B | B | B | B | B |
|      | BG | G       | G | G | G | G | G | G | G | G | G |
|      | C  | B       | B | B | B | B | B | B | B | B | B |
|      | D  | B       | B | B | B | B | B | B | B | B | A |
| DG   | G  | G       | G | G | G | G | G | G | G | G |   |

⊕ ∅0.05Ⓢ X Y  
 ALL PLATED THRU HOLES

RECOMMENDED PC BOARD LAYOUT, BACKPLANE, COMPONENT SIDE SHOWN  
 SCALE 4:1

6469639-1  
 PART NUMBER

THIS DRAWING IS A CONTROLLED DOCUMENT.

|             |  |                              |                              |
|-------------|--|------------------------------|------------------------------|
| DIMENSIONS: | TOLERANCES UNLESS OTHERWISE SPECIFIED: | OWN: B. CARBO 04OCT2005      | TE Connectivity              |
| mm          | 0 PLC ±                                | CHK: R. PATTERSON 04OCT2005  |                              |
|             | 1 PLC ±                                | APVD: R. PATTERSON 04OCT2005 |                              |
|             | 2 PLC ±                                | PRODUCT SPEC                 |                              |
|             | 3 PLC ±                                | APPLICATION SPEC             |                              |
|             | 4 PLC ±                                | SIZE: CAGE CODE DRAWING NO   |                              |
|             | ANGLES ±                               | WEIGHT                       |                              |
| MATERIAL:   | FINISH:                                | RESTRICTED TO                |                              |
|             |  | A   00779   C=6469639        |                              |
|             |  | CUSTOMER DRAWING             | SCALE 8:1 SHEET 1 OF 1 REV C |