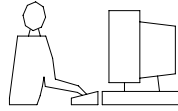


THIS IS A C.A.D. GENERATED DRAWING
DO NOT MAKE MANUAL REVISIONS TO MASTER.

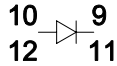


ISSUE NUMBER

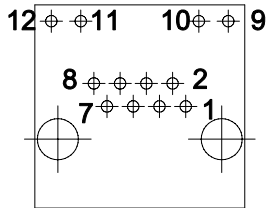
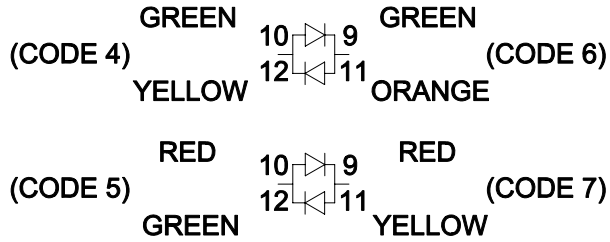
ORIGINAL

1

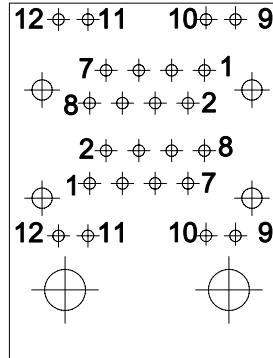
TYP. FOR SINGLE
COLOR LED'S



TYP. FOR BI-COLOURS
LED'S



TYP. FOR SINGLE ROW



TYP. FOR
DUAL ROW

MATERIALS:

- SHIELD: COPPER ALLOY, TIN PLATED
- CONTACTS: PHOSPHOR BRONZE, GOLD PLATED OVER NICKEL
(GOLD PLATED THICKNESS AS PER PART NO.EXTRUCTION)
- HOUSING: HIGH TEMP. THERMOPLASTIC, BLACK UL94V-0

ELECTRICAL SPECIFICATIONS

- CONTACT RESISTANCE: 20 MILLIOHMS MAX.
- INSULATION RESISTANCE: 500 MEGOHMS MIN.
- CURRENT RATING: 1.5 AMPS
- VOLTAGE RATING: 125 VAC
- DWV: 1000 VAC, RMS. 60 Hz 1 MIN.

STANDARD LED'S: FOR 5.0 VOLTS SYSTEMS

- FORWARD VOLTAGE: 2.1 VOLTS TYP.
- REVERSE VOLTAGE: 6.0 VOLTS MIN.
- LUMINOUS INTENSITY: 0.5 mCD MIN. (AT LF=2mA)
- VOLTAGE RATING: 125 VAC

LOW CURRENT LED'S: FOR 3.3 VOLTS SYSTEMS

- FORWARD VOLTAGE: 2.0 VOLTS TYP.
- REVERSE VOLTAGE: 6.0 VOLTS MIN.
- LUMINOUS INTENSITY: 1.0 mCD MIN. (AT LF=2mA)
- VOLTAGE RATING: 125 VAC

OTHER PARAMETERS:

- STORAGE TEMPERATURE: -20°C TO +85°C
- LEAD SOLDERING TEMPERATURE: 260°C (5 SEC.)

MODULAR JACKS/LED'S
ELECTRICAL SPECIFICATIONS

ACAD REFERENCE NO. A20-432-262-903

DRAWN: R.BLAKEY

DATE: APR.11/08

PART NUMBER

A20-432-262-903

SHEET 2 OF 2

DRAWING NUMBER

A20-432-262-903

ISSUE

9



EDAC INC
TORONTO, ONTARIO
CANADA

YOUR CONNECTION TO QUALITY & SERVICE

THESE DRAWINGS AND SPECIFICATIONS
ARE THE PROPERTY OF EDAC INC., AND
SHALL NOT BE REPRODUCED, OR COPIED
OR USED AS THE BASIS FOR THE
MANUFACTURE OR SALE OF APPARATUS
WITHOUT WRITTEN PERMISSION.