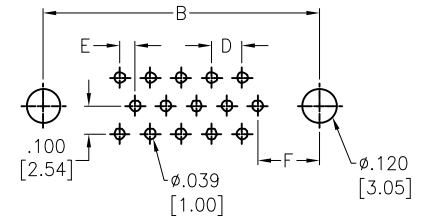
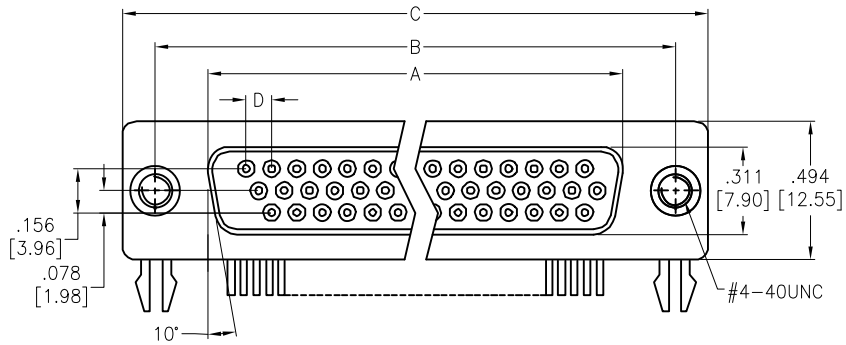
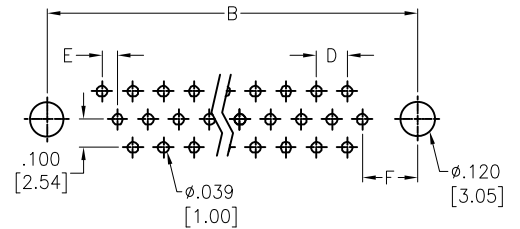
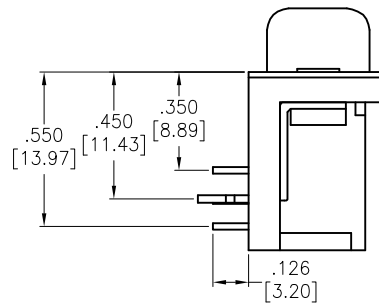
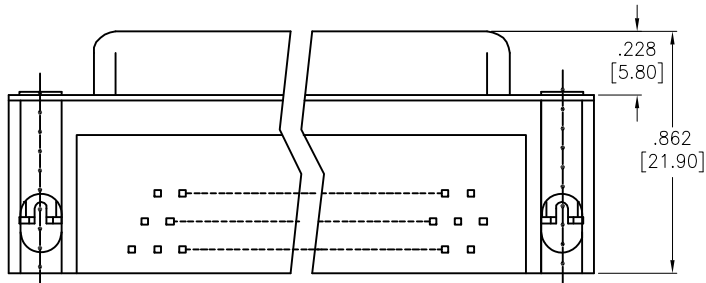


APPROVED: \_\_\_\_\_  
 DATE: \_\_\_\_\_ TITLE: \_\_\_\_\_

Rev	AWO #	Description	Date	Appr
-		RELEASED	11/15/04	
A		REDRAWN	07/05/12	
B		REVISED SPEC.	1/13/16	AY/CH
C		UPDATE SPEC.	10/14/16	AY/CT



15 Position  
RECOMMENDED PCB LAYOUT



26, 44 & 62 Position  
RECOMMENDED PCB LAYOUT

**SPECIFICATIONS:**

Material:  
 Insulator: PBT, glass reinforced, rated UL 94V-0  
 Insulator color: Black  
 Contacts: Phosphor Bronze  
 Shell: Steel, Nickel plated  
 Clinch nut: Brass, Nickel plated  
 Boardlock: Steel, Tin plated  
 Plating:  
 Gold flash over Nickel underplate on contact area  
 Electrical:  
 Voltage rating: 250 VAC  
 Current rating: 3 Amp  
 Contact resistance: 20 mOhms max. at 20 mVDC, 100 mA max.) per EIA-364-23 (MIL-STD-1344A Method 3002).  $\leq 15$  mOhms actual after test  
 Insulation resistance: 1000 Mohms min @ 500 VDC  
 Dielectric withstanding voltage: 1000 VAC for 1 minute  
 Environmental:  
 Lead free, RoHS compliant.



HDLXX	DIMENSIONS									
	A	B	C	D	E	F				
15	.643 [16.33]	.984 [24.99]	1.213 [30.81]	.090 [2.29]	.045 [1.145]	.277 [7.04]				
26	.972 [24.70]	1.311 [33.30]	1.543 [39.20]	.090 [2.29]	.045 [1.145]	.271 [6.88]				
44	1.521 [38.40]	1.852 [47.04]	2.089 [53.05]	.090 [2.29]	.045 [1.145]	.271 [6.88]				
62	2.157 [54.80]	2.500 [63.50]	2.732 [69.40]	.095 [2.41]	.047 [1.205]	.276 [7.00]				

UNLESS OTHERWISE SPECIFIED  
 ALL DIMENSIONS ARE INCHES [MM]  
 TOLERANCES: EXCEPT AS NOTED  
 INCHES HOLES  
 .X ± .10 Ø.X ± .10  
 .XX ± .020 Ø.XX ± .015  
 .XXX ± .015 Ø.XXX ± .010

**ADAM TECH**

909 Rahway Avenue, Union, NJ 07083  
 Phone: 908-687-5000 Fax: 908-687-5710

APPROVALS		DATE
DRAWN	SS	11/15/04
CHECKED		
APPROVED		

TITLE D-SUB, HIGH DENSITY, RIGHT ANGLE, PCB		
SIZE X	PART NO. HDLXX-SL-B	REV. C
REF: S00087T	SCALE: NTS	SHEET 1 OF 1