

Printed-circuit board connector - ZEC 1,5/ 5-ST-7,5C2,5 R1,5NZX5 - 1998179

Please be informed that the data shown in this PDF Document is generated from our Online Catalog. Please find the complete data in the user's documentation. Our General Terms of Use for Downloads are valid (<http://phoenixcontact.com/download>)

PCB direct plug, nominal current: 10 A, number of positions: 5, pitch: 7.5 mm, connection method: Spring-cage connection, color: green, contact surface: Tin, mounting: Direct plug-in method




The figure shows an 10-position version

Your advantages

- ✓ Defined contact force ensures that contact remains stable over the long term
- ✓ Inexpensive direct plug-in connection with just one component
- ✓ Clamping space opened by means of fixed screwdriver enables convenient conductor connection
- ✓ Plug-in direction parallel to the PCB



Key Commercial Data

Packing unit	50 pc
GTIN	 4 017918 964030
GTIN	4017918964030

Technical data

Dimensions

Pitch	7.5 mm
Dimension a	30 mm

General

Range of articles	ZEC 1,5/..-ST
Number of positions	5
Connection method	Spring-cage connection
Rated voltage (III/3)	400 V
Connection in acc. with standard	EN-VDE
Nominal current I _N	10 A

Printed-circuit board connector - ZEC 1,5/ 5-ST-7,5C2,5 R1,5NZX5 - 1998179

Technical data

General

Nominal cross section	1.5 mm ²
-----------------------	---------------------

Connection data

Conductor cross section solid min.	0.2 mm ²
Conductor cross section solid max.	1.5 mm ²
Conductor cross section flexible min.	0.2 mm ²
Conductor cross section flexible max.	1.5 mm ²
Conductor cross section flexible, with ferrule without plastic sleeve min.	0.25 mm ²
Conductor cross section flexible, with ferrule without plastic sleeve max.	1.5 mm ²
Conductor cross section flexible, with ferrule with plastic sleeve min.	0.25 mm ²
Conductor cross section flexible, with ferrule with plastic sleeve max.	1.5 mm ²
Conductor cross section AWG min.	24
Conductor cross section AWG max.	16
2 conductors with same cross section, stranded, TWIN ferrules with plastic sleeve, min.	0.5 mm ²
2 conductors with same cross section, stranded, TWIN ferrules with plastic sleeve, max.	0.5 mm ²
Minimum AWG according to UL/CUL	26
Maximum AWG according to UL/CUL	14

Standards and Regulations

Connection in acc. with standard	EN-VDE
	CUL

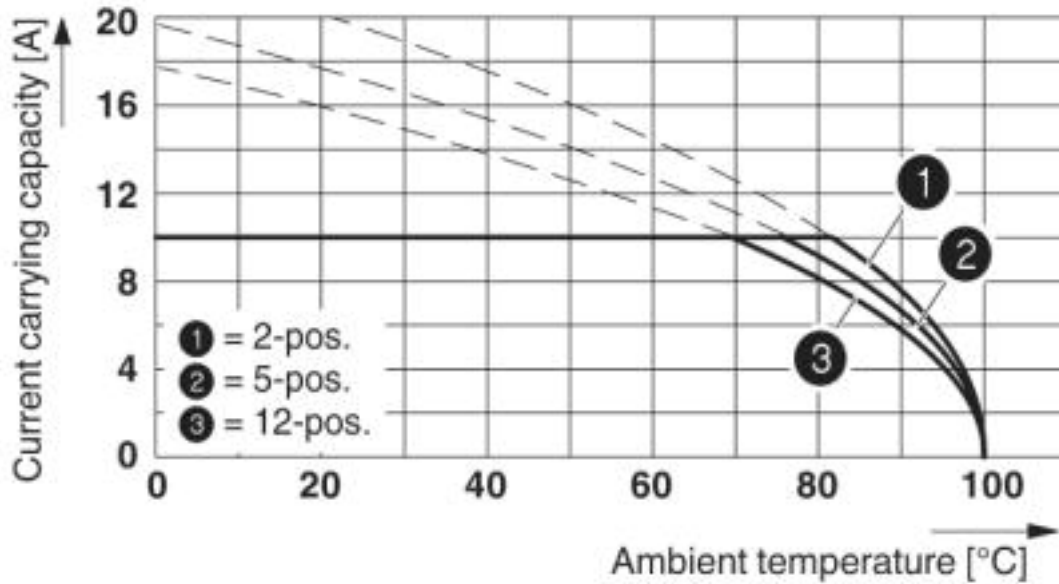
Environmental Product Compliance

China RoHS	Environmentally friendly use period: unlimited = EFUP-e
	No hazardous substances above threshold values

Drawings

Printed-circuit board connector - ZEC 1,5/ 5-ST-7,5C2,5 R1,5NZX5 - 1998179

Diagram



Type: ZEC 1,5/...-ST-7,5
 Derating curve, determined as per DIN EN 61984 (VDE 0627):2002-09
 Representation based on DIN EN 60512-5-2:2003-01
 Connected conductor cross section = 1.5 mm²
 Reduction factor = 0.8
 Number of positions = see diagram

Approvals

Approvals

Approvals

CCA / IEC EE CB Scheme / VDE Gutachten mit Fertigungsüberwachung / EAC / cULus Recognized


Ex Approvals


Approval details


CCA	DE1 34215
Nominal voltage UN	1000 V
Nominal current IN	10 A


Printed-circuit board connector - ZEC 1,5/ 5-ST-7,5C2,5 R1,5NZX5 - 1998179

Approvals

IECEE CB Scheme		http://www.iecee.org/	DE1-51128
Nominal voltage UN		1000 V	
Nominal current IN		10 A	

VDE Gutachten mit Fertigungsüberwachung		http://www2.vde.com/de/Institut/Online-Service/ VDE-gepruefteProdukte/Seiten/Online-Suche.aspx	40020343
Nominal voltage UN		400 V	
Nominal current IN		10 A	
mm ² /AWG/kcmil		0.2-1.5	

EAC		B.01742
-----	-------------------------------------------------------------------------------------	---------

cULus Recognized		http://database.ul.com/cgi-bin/XYV/template/LISEXT/1FRAME/index.htm	E60425-19941110
	B	D	
Nominal voltage UN	300 V	300 V	
Nominal current IN	10 A	10 A	
mm ² /AWG/kcmil	26-14	26-14	

Phoenix Contact 2019 © - all rights reserved
<http://www.phoenixcontact.com>

PHOENIX CONTACT GmbH & Co. KG
Flachsmarktstr. 8
32825 Blomberg
Germany
Tel. +49 5235 300
Fax +49 5235 3 41200
<http://www.phoenixcontact.com>