

NOTES:

1. Ⓢ REPRESENTS A CRITICAL DIMENSION.
2. MINIMUM CONTACT PUSHOUT FORCE: 0.5 LB.
3. MAXIMUM ALLOWABLE BOW .003[0.08] IN/IN AFTER ASSEMBLY.
4. FOR A 1 POSITION SINGLE ROW ALL SPACERS ARE TO BE LBS-S.
5. NOTE DELETED.
6. SINGLE ROW, 33 POS PART TO USE 31 POS AND 2 POS SPACERS.
7. MAXIMUM CUT FLASH: .015.
8. ORDERS WILL BE PACKAGED ACCORDING TO THE SAMTEC PACKAGING EFFICIENCY STANDARDS (SPES) FOUND ON WWW.SAMTEC.COM

DO NOT SCALE FROM THIS PRINT

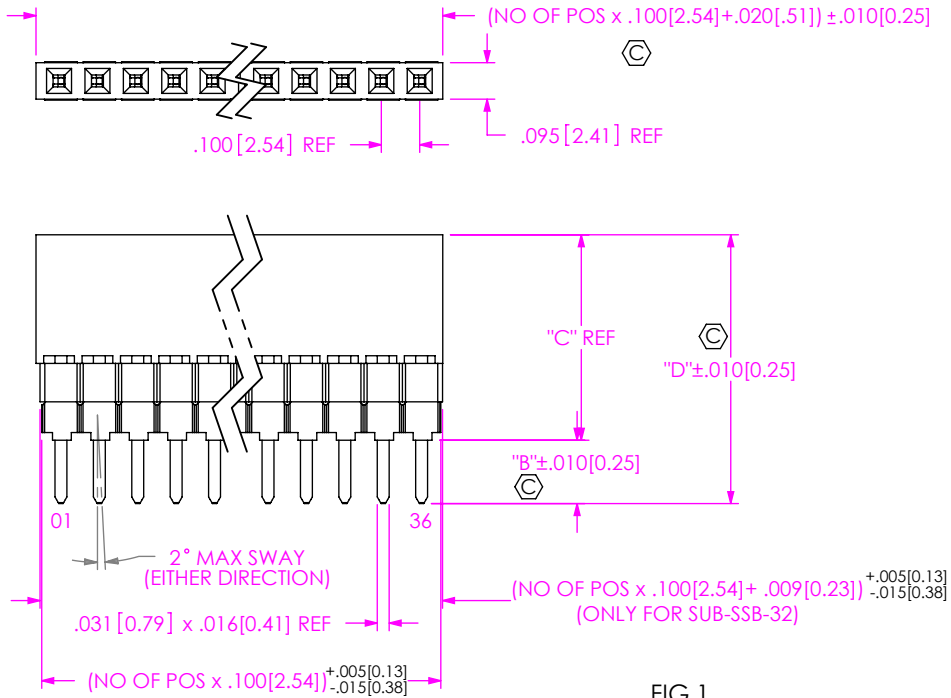


FIG 1
ESW-1XX-XX-X-S SHOWN

ESW-1XX-XX-X-X-XX-XX

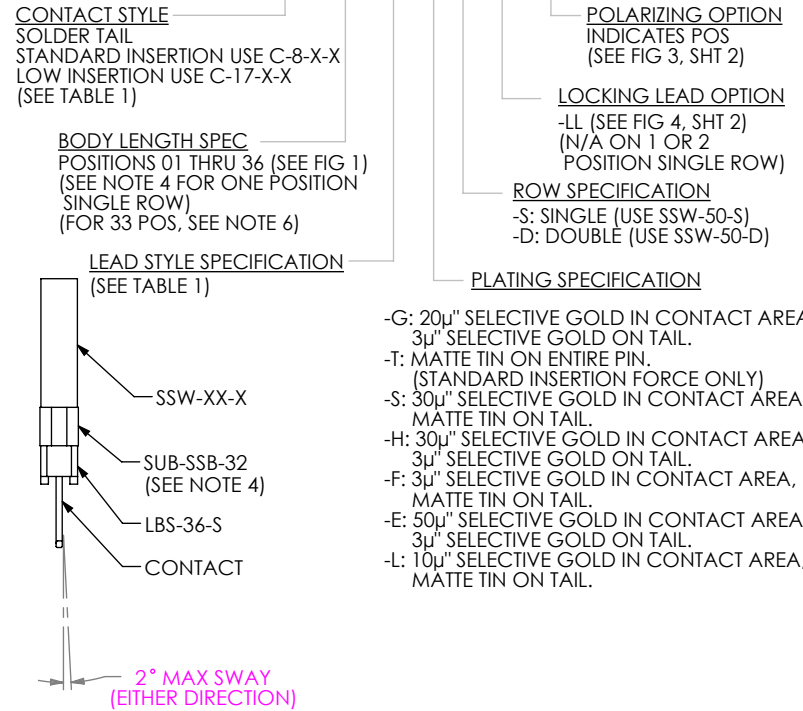


FIG 2
ESW-1XX-XX-X-D SHOWN

TABLE 1

STANDARD INSERTION FORCE	CONTACT	SPACER SPECIFICATION (SEE NOTE 4)		"B"	"C"	"D"	"E"
		ESW-S	ESW-D				
-12	C-8-2-X			.090 [2.29]	.435 [11.05]	.525 [13.34]	.100 [2.54]
-13	C-8-3-X			.290 [7.37]	.435 [11.05]	.725 [18.42]	N/A
-14	C-8-5-X			.480 [12.19]	.435 [11.05]	.915 [23.24]	N/A
-23	C-8-3-X	(1) SUB-SSB-32	(1) DSB-XX	.190 [4.83]	.535 [13.59]	.725 [18.42]	N/A
-24	C-8-5-X	(1) SUB-SSB-32	(1) DSB-XX	.380 [9.65]	.535 [13.59]	.915 [23.24]	N/A
-33	C-8-3-X	(2) SUB-SSB-32	(2) DSB-XX	.090 [2.29]	.635 [16.13]	.725 [18.42]	N/A
-34	C-8-5-X	(2) SUB-SSB-32	(2) DSB-XX	.280 [7.11]	.635 [16.13]	.915 [23.24]	N/A
-44	C-8-5-X	(1) ESS-XX-S	(3) DSB-XX	.180 [4.57]	.735 [18.67]	.915 [23.24]	N/A
LOW INSERTION FORCE							
-37	C-17-2-X			.090 [2.29]	.435 [11.05]	.525 [13.34]	.100 [2.54]
-38	C-17-3-X			.290 [7.37]	.435 [11.05]	.725 [18.42]	N/A
-39	C-17-5-X			.480 [12.19]	.435 [11.05]	.915 [23.24]	N/A
-48	C-17-3-X	(1) SUB-SSB-32	(1) DSB-XX	.190 [4.83]	.535 [13.59]	.725 [18.42]	N/A
-49	C-17-5-X	(1) SUB-SSB-32	(1) DSB-XX	.380 [9.65]	.535 [13.59]	.915 [23.24]	N/A
-58	C-17-3-X	(2) SUB-SSB-32	(2) DSB-XX	.090 [2.29]	.635 [16.13]	.725 [18.42]	N/A
-59	C-17-5-X	(2) SUB-SSB-32	(2) DSB-XX	.280 [7.11]	.635 [16.13]	.915 [23.24]	N/A
-69	C-17-5-X	(1) ESS-XX-S	(3) DSB-XX	.180 [4.57]	.735 [18.67]	.915 [23.24]	N/A

UNLESS OTHERWISE SPECIFIED, DIMENSIONS ARE IN INCHES. TOLERANCES ARE:
DECIMALS ANGLES
.XX: ±.01 [.3] 2°
.XXX: ±.005 [.13]
.XXXX: ±.0020 [.051]

PROPRIETARY NOTE
THIS DOCUMENT CONTAINS CONFIDENTIAL AND PROPRIETARY INFORMATION AND ALL DESIGN, MANUFACTURING, REPRODUCTION, USE, PATENT RIGHTS AND SALES RIGHTS ARE EXPRESSLY RESERVED BY SAMTEC, INC. THIS DOCUMENT SHALL NOT BE DISCLOSED, IN WHOLE OR PART, TO ANY UNAUTHORIZED PERSON OR ENTITY NOR REPRODUCED, TRANSFERRED OR INCORPORATED IN ANY OTHER PROJECT IN ANY MANNER WITHOUT THE EXPRESS WRITTEN CONSENT OF SAMTEC, INC.

MATERIAL: DO NOT SCALE DRAWING SHEET SCALE: 2:1
SSW: LCP, UL 94 V0, COLOR: BLACK
SSB, ESS, DSB: PBT, UL 94 V0, COLOR: BLACK
LBS: HTN, UL 94 V0, COLOR: BLACK
CONTACT: PHOS BRONZE

samtec
520 PARK EAST BLVD, NEW ALBANY, IN 47150
PHONE: 812-944-6733 FAX: 812-948-5047
e-Mail info@SAMTEC.com code 55322

DESCRIPTION: ESW STRIP ASM.
DWG. NO. ESW-1XX-XX-X-X-XX-XX
BY: JORDAN 07/16/1985 SHEET 1 OF 2

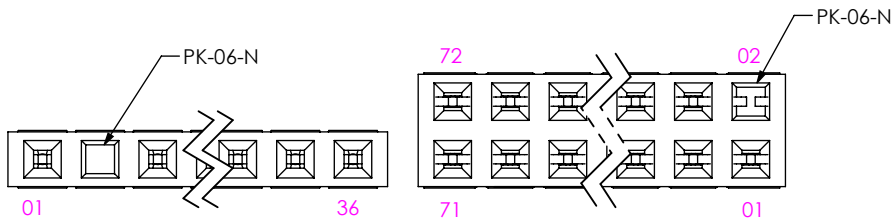


FIG 3
POLARIZATION LOCATION
INSERT PK-06-N INTO SPECIFIED POS AND BREAK OFF TAB
(ESW-1XX-XX-X-X-02 SHOWN)
(SAME AS FIG 1, DIFFERENT AS SHOWN)

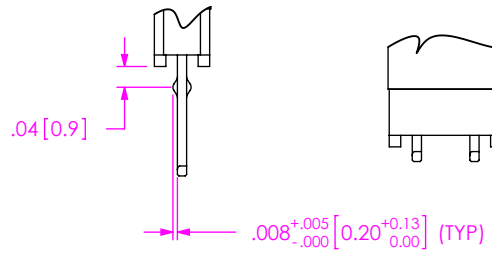


FIG 4
LOCKING LEAD OPTION
LOCATED ON OR ABOUT THE CENTERLINE
(N/A IN 1 OR 2 POSITION SINGLE ROW)

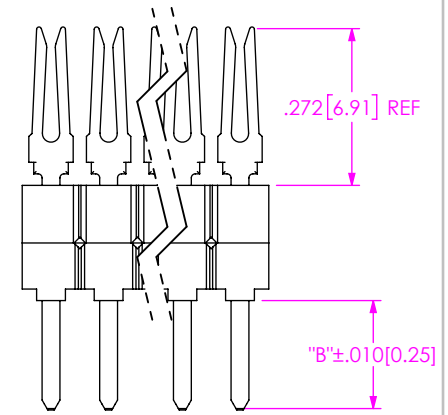


FIG 5
IN PROCESS 'A'
(LEAD STYLES -13, -14, -23, -24, -33, -34, -44, -38, -39, -48, -49, -58, -59, -69)

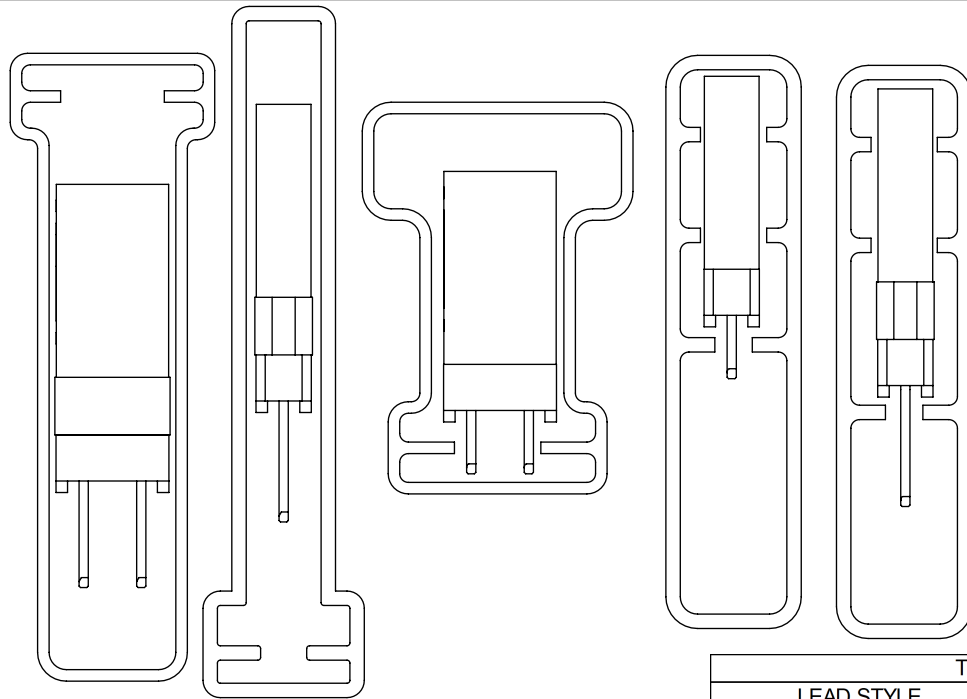
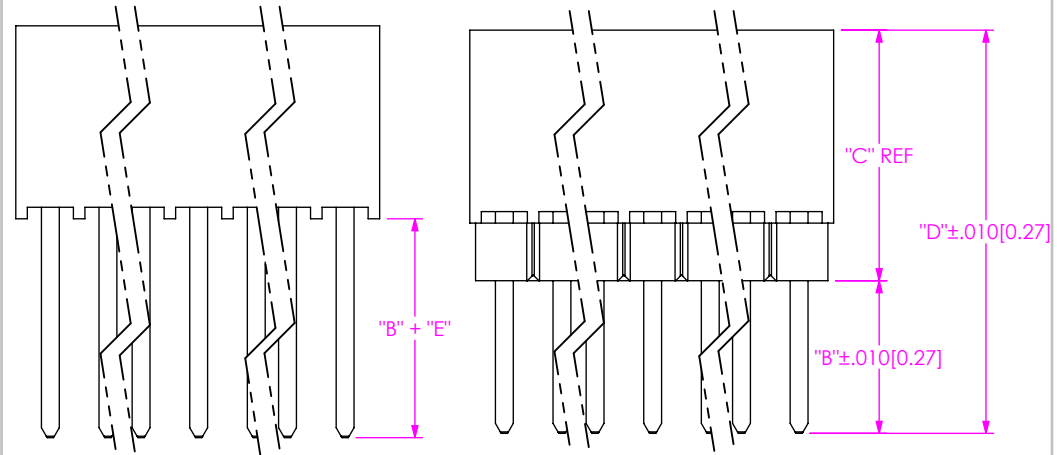


FIG 7
TUBE VIEWS

NOTE:
FOR -12 & -37 LEAD STYLES, TUBE PACKAGE -05 THRU -36 POSITIONS ONLY
FOR -13, -23, -33, -38, -48 & -58 LEAD STYLES, TUBE PACKAGE -08 THRU -36 POSITIONS ONLY.
FOR -14, -24, -34, -39, -44, -49, -59, & -69 LEAD STYLES TUBE PACKAGE -05 THRU -36 POSITIONS ONLY.



STEP 1
STEPS:
1. MACHINE FILL SSW-50-D TO 36 POS.
2. MOUNT ESW-36-D.
3. ROTO CUT TO POS. (SEE FIG 1)

FIG 6
IN PROCESS 'B'
(LEAD STYLES -12 & -37)

TABLE 2			
LEAD STYLE	ROW	TUBE	PLUG
-33, -34, -44, -58, -59, -69	S	PT-1-24-01-47	TP-09
-12, -13, -14, -37, -38, -39		PT-ESQ002	TP-03
-23, -24, -48, -49		PT-ESQ001	TP-03
-12, -37	-D	PT-1-24-03-44	TP-07
-13, -14, -23, -24, -33, -34, -44, -38, -39, -48, -49, -58, -59, -69		PT-1-24-02-47	TP-26

PROPRIETARY NOTE
THIS DOCUMENT CONTAINS CONFIDENTIAL AND PROPRIETARY INFORMATION AND ALL DESIGN, MANUFACTURING, REPRODUCTION, USE, PATENT RIGHTS AND SALES RIGHTS ARE EXPRESSLY RESERVED BY SAMTEC, INC. THIS DOCUMENT SHALL NOT BE DISCLOSED, IN WHOLE OR PART, TO ANY UNAUTHORIZED PERSON OR ENTITY NOR REPRODUCED, TRANSFERRED OR INCORPORATED IN ANY OTHER PROJECT IN ANY MANNER WITHOUT THE EXPRESS WRITTEN CONSENT OF SAMTEC, INC.

DO NOT SCALE DRAWING

SHEET SCALE: 3:1



520 PARK EAST BLVD, NEW ALBANY, IN 47150
PHONE: 812-944-6733 FAX: 812-948-5047
e-Mail info@SAMTEC.com code 55322

DESCRIPTION:
ESW STRIP ASM.

DWG. NO. **ESW-1XX-XX-X-X-XX-XX**

BY: JORDAN 07/16/1985 SHEET 2 OF 2