

Device connector, front mounting - ST-6ES1N8AA400S - 1620434

Please be informed that the data shown in this PDF Document is generated from our Online Catalog. Please find the complete data in the user's documentation. Our General Terms of Use for Downloads are valid (<http://phoenixcontact.com/download>)



Device connector, front mounting, angled rotatable, SPEEDCON locking, M17, Number of positions: 6+PE, Type of contact: Socket, Crimp connection, Axial O-ring, 4xØ2,7, shielded: yes, Flange dimensions: 25.75 mm x 25.75 mm


The figure shows the 4-pos. version with sockets

Why buy this product

- Easy connection, thanks to infinitely adjustable cable outlet direction up to 310°
- Consistent EMC protection for reliable connection solutions in the industrial environment
- Crimping connection: vibration- and temperature-resistant assembly



Key Commercial Data

Packing unit	1 STK
GTIN	 4 046356 828222
GTIN	4046356828222

Technical data

General

Note	Order information: Order 7 x Ø 1 mm crimp contacts separately
Type of locking	SPEEDCON locking
Direction of rotation of contact chamber numbering	Standard
Coding	N
Contact connection method	Crimp connection
Type of contacts	Socket
Number of positions	7
Contact diameter of power contacts	1 mm
Nominal current per power contact at 25°C	14 A
Contact diameter of signal contacts	1 mm
Pg housing screw connection	none
Mounting type	4xØ2,7

Device connector, front mounting - ST-6ES1N8AA400S - 1620434

Technical data

Ambient conditions

Ambient temperature	-40 °C ... 125 °C
Degree of protection	IP67

Specifications according to DIN EN 61984:2001

Installation height max.	3000 m
Nominal / operating voltage of power contacts	630 V
Rated surge voltage of power contacts	6 kV
Overvoltage category of power contacts	III
Degree of pollution of power contacts	3

Environmental Product Compliance

China RoHS	Environmentally Friendly Use Period = 50
	For details about hazardous substances go to tab "Downloads", Category "Manufacturer's declaration"

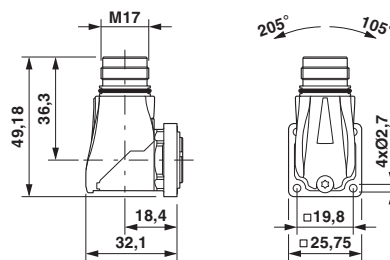
Drawings

Schematic diagram



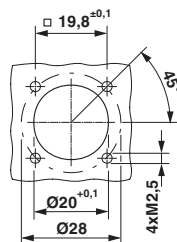
Connector pin assignment

Dimensional drawing



Dimensional drawing

Dimensional drawing



Drill holes

Approvals

Approvals

Device connector, front mounting - ST-6ES1N8AA400S - 1620434

Approvals

Approvals

UL Recognized / cUL Recognized / EAC / cULus Recognized

Ex Approvals

Approval details

UL Recognized		http://database.ul.com/cgi-bin/XYV/template/LISEXT/1FRAME/index.htm	FILE E 335019
mm ² /AWG/kcmil		1.0	
Nominal current IN		6 A	
Nominal voltage UN		600 V	

cUL Recognized		http://database.ul.com/cgi-bin/XYV/template/LISEXT/1FRAME/index.htm	FILE E 335019
mm ² /AWG/kcmil		1.0	
Nominal current IN		6 A	
Nominal voltage UN		600 V	

EAC		B.01742
-----	--	---------

cULus Recognized		http://database.ul.com/cgi-bin/XYV/template/LISEXT/1FRAME/index.htm
------------------	--	---

Phoenix Contact 2017 © - all rights reserved
<http://www.phoenixcontact.com>

PHOENIX CONTACT GmbH & Co. KG
Flachsmarktstr. 8
32825 Blomberg
Germany
Tel. +49 5235 300
Fax +49 5235 3 41200
<http://www.phoenixcontact.com>