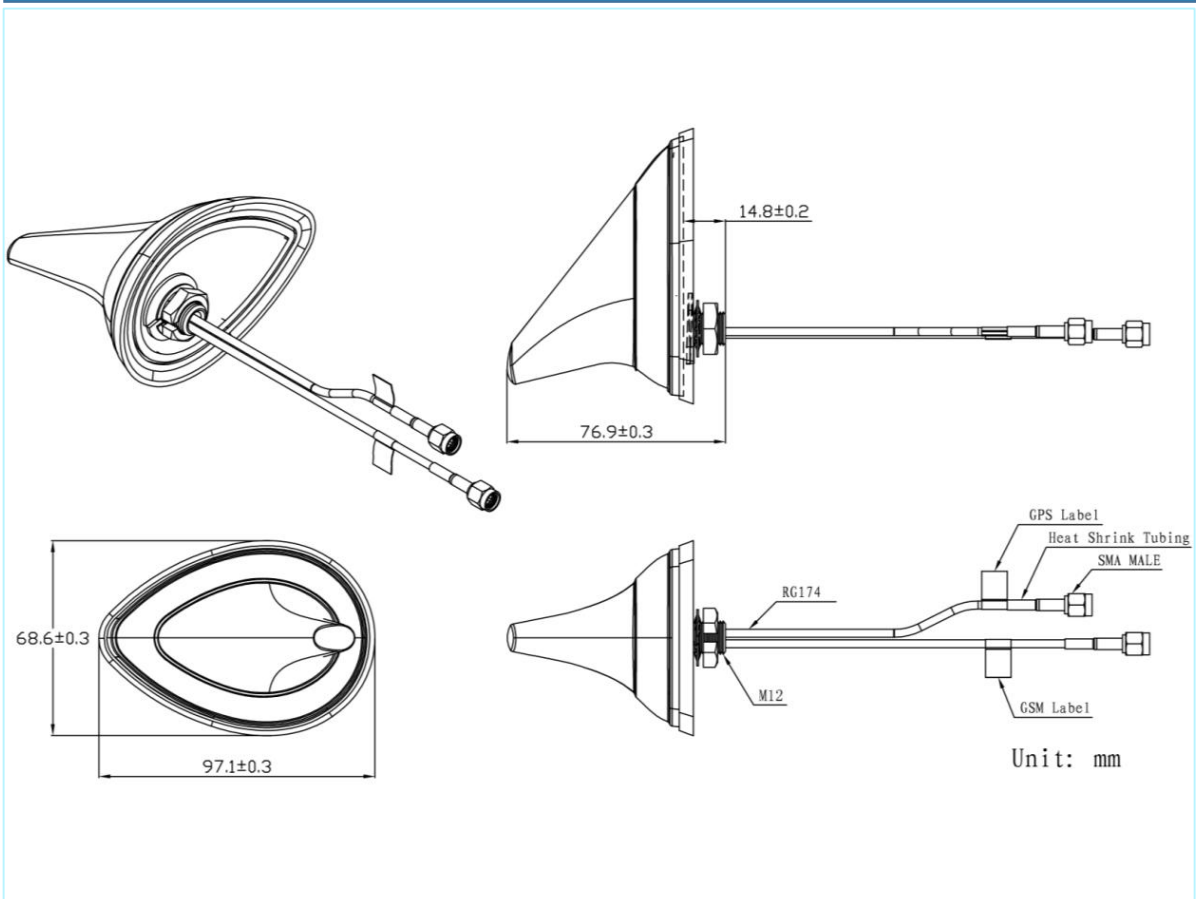


GPS+GSM Combination Antenna Fin shape screw mount

AN_GPS_GSM_012



Mechanical dimension



GPS+GSM Combination Antenna Fin shape screw mount

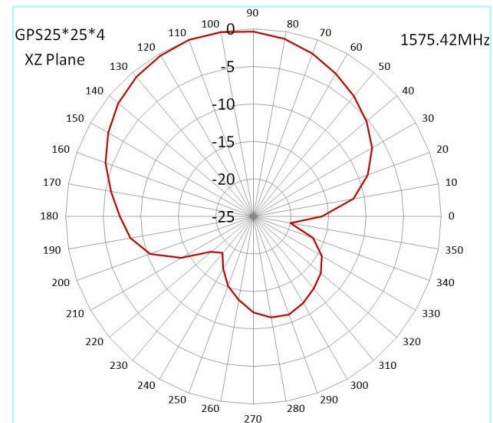
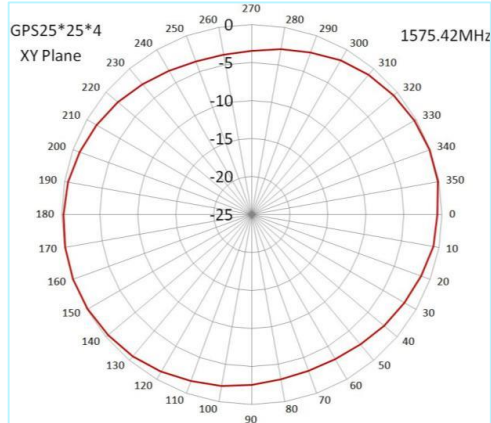
Specifications

Item		Specifications	
GPS Antenna	Dielectric Antenna	Center Frequency	1575.42±1MHz
		Band Width	CF±5MHz
		Polarization	RHCP
		Gain	2dBic (Zenith)
		V.S.W.R	<1.5
		Impedance	50Ω
		Axial Ratio	3dB (max)
	LNA	Gain	28±2dB
		Noise Figure	<1.5
		Ex-band Attenuation	12dB@CF+50MHz/16dB@CF-50MHz
		V.S.W.R	<2.0
		Supply Voltage	2.2~5V DC
		Current Consumption	5~15mA
GSM Antenna		Frequency Range	824~960MHz/1710~2170MHz
		V.S.W.R	<2.5
		Polarization	Linear
		Gain	2dBi
		Impedance	50Ω
Mechanical		Cable	5 meters
		Connector	SMA male for all the leads
		Material	ABS
		Mounting Method	Screw
Environmental		Operating Temperature	-40℃~+85℃
		Relative Humidity	Up to 95%
		Ingress Protection	IP65~IP66(exclude cable outlet)
		Vibration	10 to 55Hz with 1.5mm amplitude 2hours
		Environmentally Friendly	ROHS Compliant

GPS+GSM Combination Antenna Fin shape screw mount

Radiation Patterns

GPS part Pattern



GSM Part Pattern

