

Wire-wound Chip Inductors (LB series)[LBC]

LBC3225T100KR



■ Features

- Item Summary
10uH±10%, 0.54A, 1210/3225 (EIA/JIS)
- Lifecycle Stage
Mass Production
- Standard packaging quantity (minimum)
Taping Embossed 1000pcs

■ Products characteristics table

Inductance	10 uH ± 10 %
Case Size (EIA/JIS)	1210/3225
Rated Current (max)	0.54 A
DC Resistance (max)	0.1729 Ω
DC Resistance (typ)	0.133 Ω
LQ Measuring Frequency	0.1 MHz
Self Resonant Frequency (min)	23 MHz
Operating Temp. Range	-40 to +105 °C (Including-self-generated heat)
Temperature characteristic (Inductance change)	± 20 %
RoHS2 Compliance (10 subst.)	Yes
REACH Compliance (173 subst.)	Yes
Halogen Free	Yes
Soldering	Reflow

■ External Dimensions

Dimension L	3.2 ±0.2 mm
Dimension W	2.5 ±0.2 mm
Dimension T	2.5 ±0.2 mm
Dimension e	0.6 ±0.3 mm

2017.05.03

The data is reference only. Electrical characteristics vary depending on environment or measurement condition.
 TAIYO YUDEN reserves the right to make change to the Date at any time without notice.
 Before making final selection, please check product specification.

Wire-wound Chip Inductors (LB series)

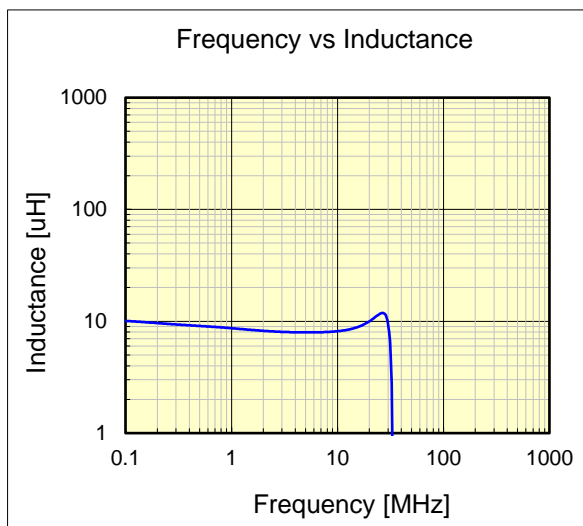
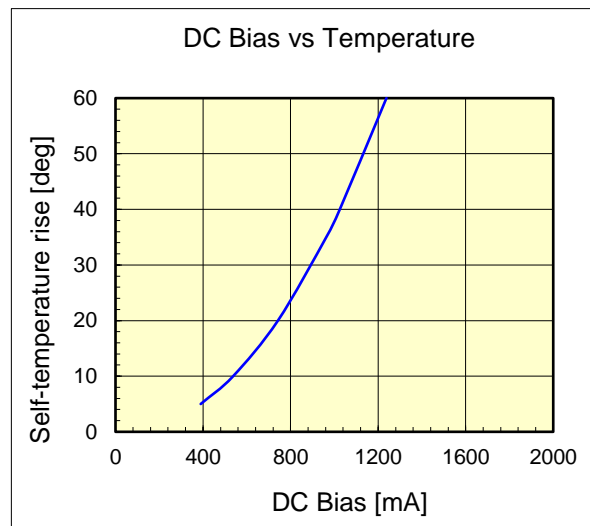
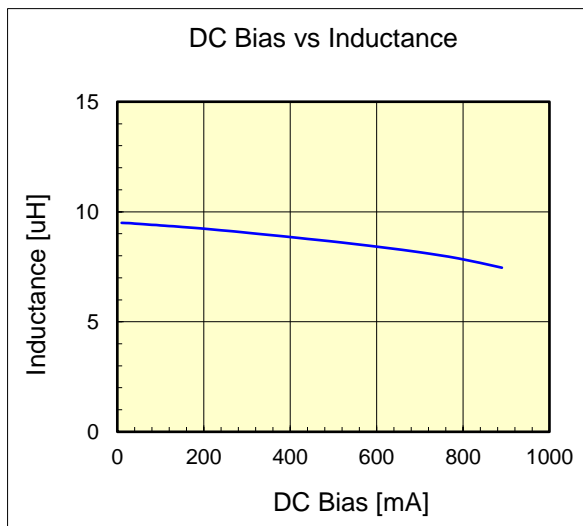
LBC3225T100KR



Dimension	unit : mm	unit : inch
Length :	3.2 +/- 0.2	(0.126 +/- 0.008)
Width :	2.5 +/- 0.2	(0.098 +/- 0.008)
Height :	2.5 +/- 0.2	(0.098 +/- 0.008)

Inductance : 10 uH (test freq at 0.1MHz)
DC Resistance : 0.133 / 0.1729 ohm (typ / max)
Rated Current : 540 mA

Rated current typical : 10% reduction from initial L value.
and Temperature will rise by 20 deg C



The data is reference only. Electrical characteristics vary depending on environment or measurement condition.
TAIYO YUDEN reserves the right to make change to the data at any time without notice.
Before making final selection, please check product specification.