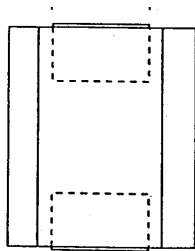
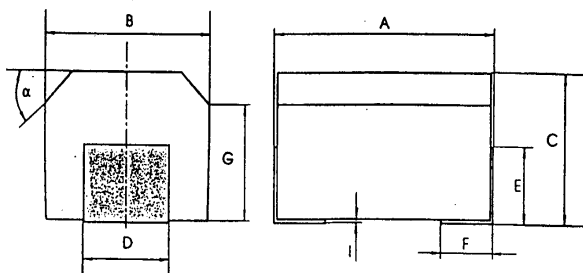


SIOV nomenclature

CU	=	Chip encapsulated
3225	=	32/100" x 25/100" = 8,0 mm x 6,3 mm
K	=	Tolerance of V_V at 1 mA: $\pm 10\%$
250	=	Max. AC voltage
G2	=	Taped and reeled (1000 pcs/reel)
H3	=	special housing-shape

Figure: Dimensions given in Millimeters (mm)



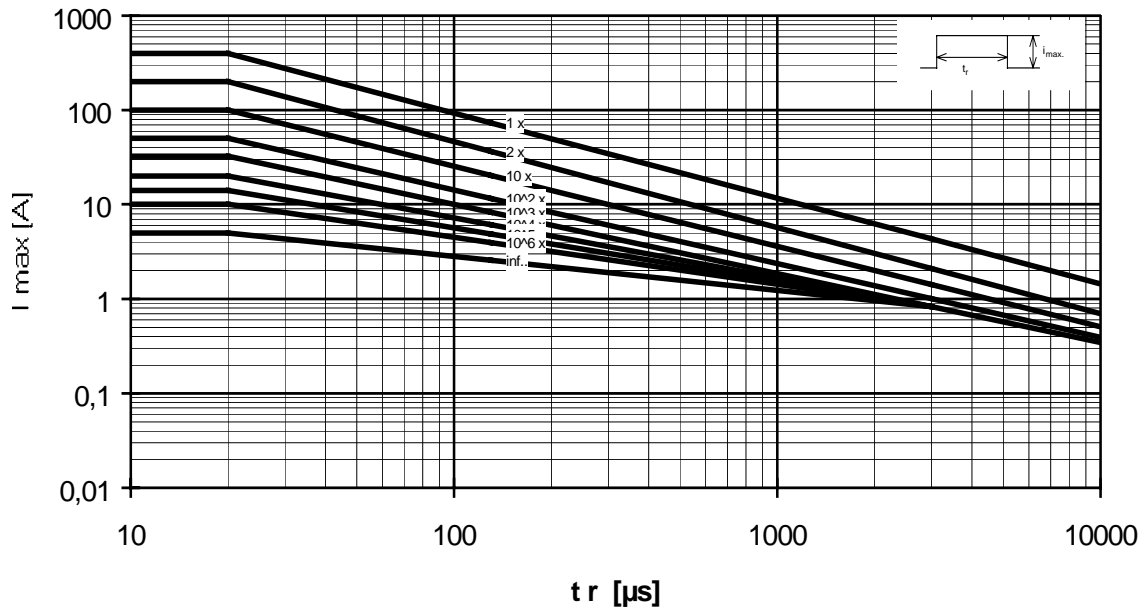
	min.	max.
A (mm)	7,70	8,30
B (mm)	6,00	6,60
C (mm)	2,90	3,50
D (mm)	2,70	3,30
E (mm)	1,40	2,00
F (mm)	1,20	1,80
G (mm)	2,35	2,75
I (mm)	0,00	0,30
α (GRD)	40,0	44,0

Electrical data:

Maximum ratings: (T = 85°C)	Max. operating AC voltage	V_{RMS}	=	250V
	Max. operating DC voltage	V_{DC}	=	320V
	Surge current (8/20 μ s) 1 time	I_{max}	=	250A
	Energy absorption (2 ms)	W_{max}	=	8,2J
	Average power dissipation	P_{max}	=	0,1W
Characteristics: (T = 25°C)	Varistor voltage at 1 mA	V_V	=	390V \pm 10%
	Clamping voltage at 5 A	$V_{c max}$	=	650V
	Typ. capacitance at 1 kHz	C	=	55pF

ISSUE DATE	28.05.02	ISSUE	d	PUBLISHER	KB VS PE	PAGE	1/2
------------	----------	-------	---	-----------	----------	------	-----

Derating:



Note: More details can be found in the data book 'SIOV Metal Oxide Varistors', Ordering No.: EPC: 62002-7600

© EPCOS AG 2002. Reproduction, publication and dissemination of this data sheet, enclosures hereto and the information contained therein without EPCOS' prior express consent is prohibited.

Purchase orders are subject to the General Conditions for the Supply of Products and Services of the Electrical and Electronics Industry recommended by the ZVEI (German Electrical and Electronic Manufacturers' Association), unless otherwise agreed.

ISSUE DATE	28.05.02	ISSUE	d	PUBLISHER	KB VS PE	PAGE	2/2
------------	----------	-------	---	-----------	----------	------	-----