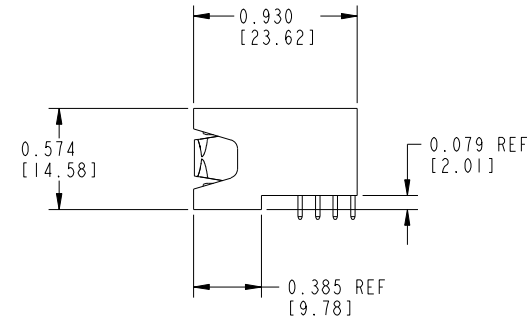
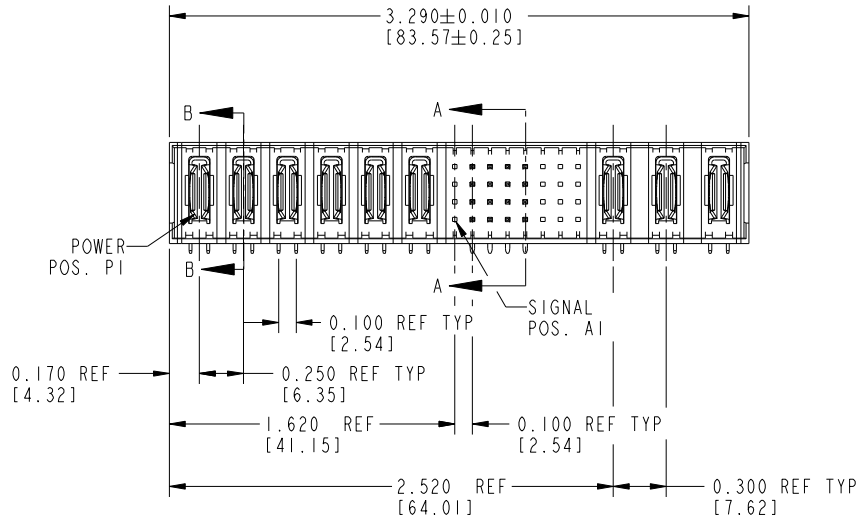


Tous droits strictement reserves. Reproduction ou communication a des tiers interdite sous quelque forme que ce soit sans autorisation écrite du propriétaire. Propriete de c FCI. Droits de reproduction FCI.



All rights strictly reserved. Reproduction or issue to third parties in any form whatever is not permitted without written authority from the proprietor. Property of FCI. Copyright FCI.

PRODUCT No.	ROWS	POWER						SIGNAL								POWER			E2	
		E1	P1	P2	P3	P4	P5	P6	1	2	3	4	5	6	7	8	P7	P8		P9
51935-001--	D C B A		PA	PA	PA	PA	PA	PA	X	H	U	U	X	X	X	X	PA	PA	PA	



CODE	DIM "M" MATING LENGTH ±0.010	CONTACT TYPE
H	0.220 [5.59]	SIGNAL
R	0.270 [6.86]	SIGNAL
S	0.270 [6.86]	SIGNAL
T	0.270 [6.86]	SIGNAL
U	0.270 [6.86]	SIGNAL
PA	N/A [N/A]	POWER
X	OMITTED	OMITTED

mat'l code				SEE NOTE 1		tolerances unless otherwise specified		CUSTOMER COPY		www.fciconnect.com	
ltr	ecn no.	dr	date	linear	.XX±.01/0.X±0.3		projection			title	
A	V12127	JRW	7/31/01		.XXX±.005/0.XX±0.13					6P + 32S + 3P	
B	V12156	JRW	8/14/01	angles	.XXX±.0020/0.XXX±0.051		INCH/MM		product family		
C	DG06-0005	JMG	01/06/06		0°+2°				PwrBlade		
D	DG08-0273	WD	12/18/08	dr	J. WITMER	7/31/01	scale	1:1	size	code	
				enr	J. ALLISON	7/31/01			dwg no	213	
				chr	J. ALLISON	7/31/01			51935-001	1 OF 2	
				appd	J. ALLISON	7/31/01					
sheet index	revision sheet	D	D								
		1	2								

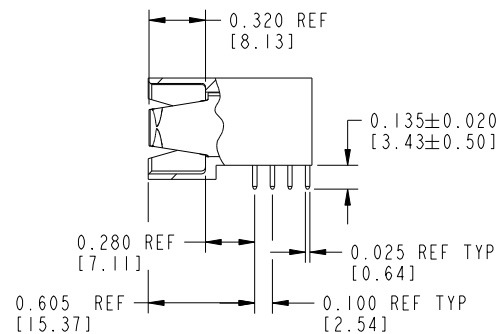
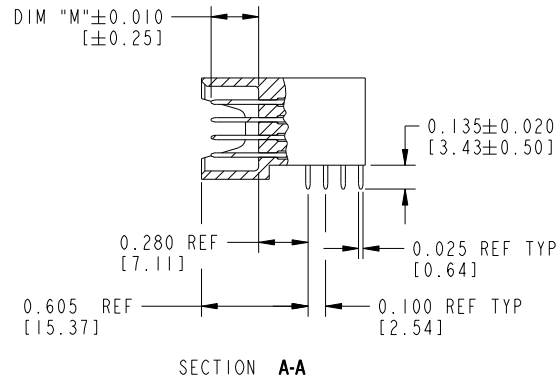
cage code 22526

Pro/E

Tous droits strictement réservés. Reproduction ou communication a des tiers interdite sous quelque forme que ce soit sans autorisation écrite du propriétaire. Propriété de c FCI. Droits de reproduction FCI.

All rights strictly reserved. Reproduction or issue to third parties in any form whatever is not permitted without written authority from the proprietor. Property of FCI. Copyright FCI.

PRODUCT NUMBER
51935-001__

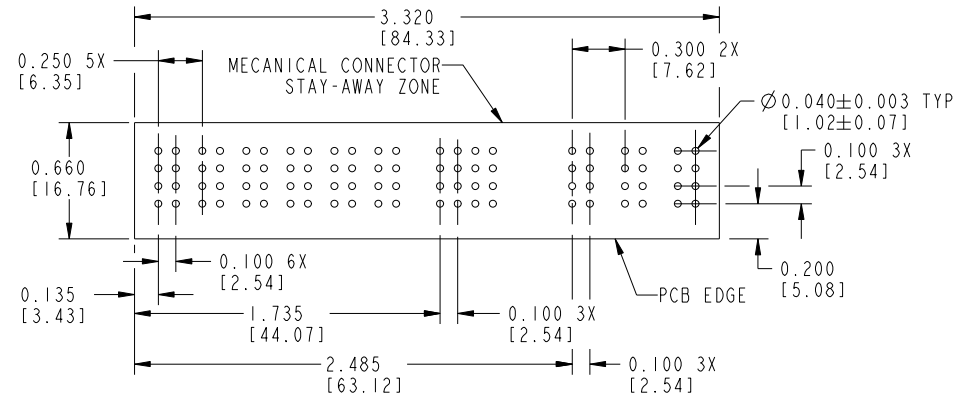


CONNECTOR NOTES:

- HOUSING MATERIAL: UL 94 V-0 GLASS FILLED HIGH TEMP THERMOPLASTIC
POWER CONTACT MATERIAL: COPPER ALLOY
SIGNAL CONTACT MATERIAL: COPPER ALLOY
- SEE ITEM 1 & 2 IN PRINT 10064183 FOR PLATING SPEC OF 51935-001 AND 51935-001LF RESPECTIVELY.
- "MANUFACTURER'S" NAME, P/N, AND DATE CODE TO APPEAR ON THIS SURFACE
- PRODUCT SPECIFICATION GS-12-149

PCB NOTES:

- ALL DIMENSIONS ARE BASIC UNLESS OTHERWISE SPECIFIED.
- ALL THROUGH HOLES ARE LOCATED WITH A TRUE POSITION OF $\varnothing 0.004$ [0.10]
- ALL HOLE DIAMETERS ARE FINISHED HOLE SIZE
- $\varnothing 0.0453 \pm 0.0010$ [1.151 ± 0.025] DRILLED HOLES PLATED WITH 0.0003 [0.008] MIN SnPb OVER 0.001 [0.03] TO 0.003 [0.08] Cu PLATING TO ACHIEVE A $\varnothing 0.040 \pm 0.003$ [1.02 ± 0.07] HOLE.



mat'l code		SEE NOTE 1		tolerances unless otherwise specified		CUSTOMER COPY		 www.fciconnect.com	
ltr	ecn no.	dr	date	linear	.XX±.01/0.X±0.3	projection		title	
d					.XXX±.005/0.XX±0.13			6P + 32S + 3P RIGHT ANGLE SOLDER HEADER	
				angles	.XXX±.0020/0.XXX±0.051		product family	PwrBlade	code
				dr	0°±2°	INCH/MM	size	dwg no	213
				enr	J. WITMER 7/31/01	scale	A	51935-001	sheet
				chr	J. ALLISON 7/31/01	1:1			2
				appd	J. ALLISON 7/31/01				
sheet index	revision sheet								

Pro/E

cage code 22526