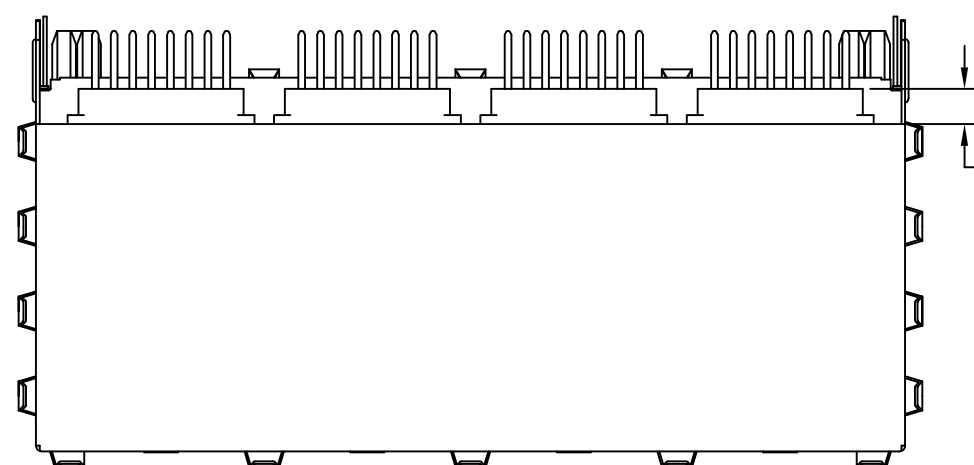
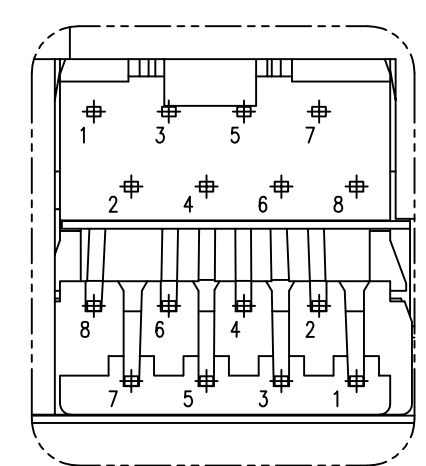
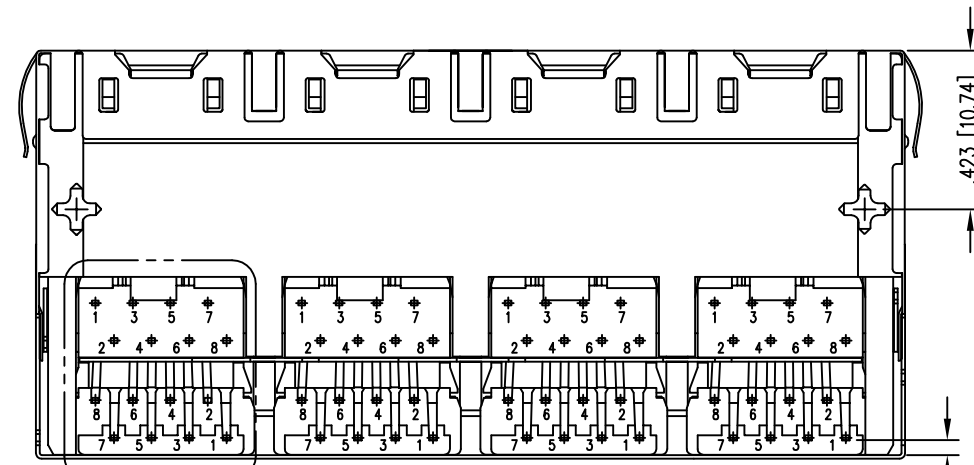
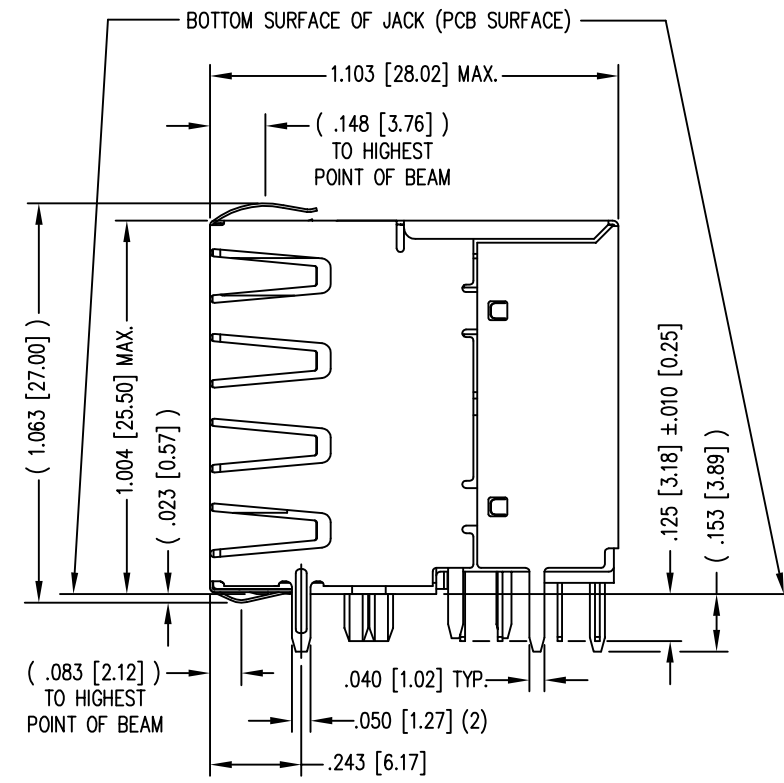
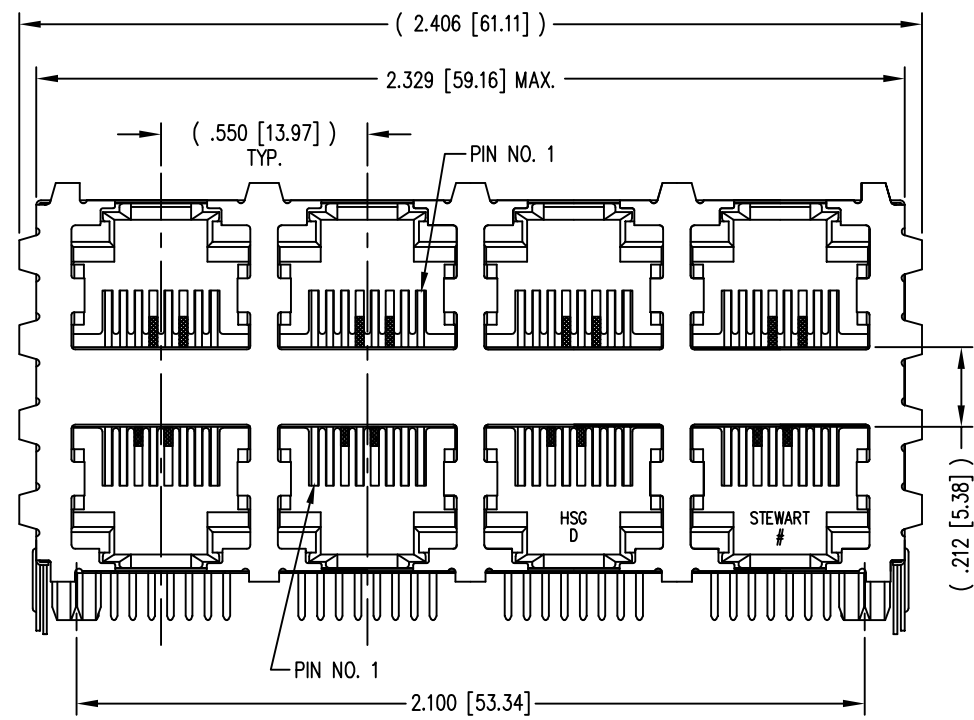
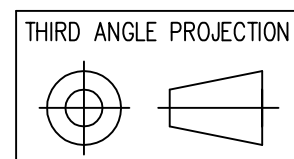


DATE	REV	ECN	APP'D. BY
1-19-15	A6	10212	TRM
2-25-16	A7	10567	TRM



- NOTES:
- CONNECTOR MATERIALS:  
HOUSING: THERMOPLASTIC UL94 V-0  
CONTACTS/SHIELD: COPPER ALLOY  
CONTACT PLATING: SELECTIVE GOLD IN CONTACT AREA  
SEE CHART FOR PART NUMBER  
SHIELD PLATING: NICKEL OR TIN
  - FOR PRODUCT SPECIFICATION SEE PR022-01.
  - DIMENSIONS AND TOLERANCES COMPLY WITH FCC/CFR 47, PART 68.
  - THE SUGGESTED PANEL OPENING IS INTENDED TO GIVE USER THE ABILITY TO HAVE REASONABLE JACK/PANEL CLEARANCES, YET MAINTAIN GROUNDING CAPABILITY. THESE VARIABLES CAN BE ADJUSTED IN EITHER DIRECTION BUT MAY CARRY SOME CONSEQUENCES IN THE FORM OF LOWER MATING FORCES OR TIGHTER ASSEMBLY TOLERANCES.
  - DESIGNED FOR CATEGORY 5/5e APPLICATIONS.

50 MICRO-INCHES [1.27um]	SS-73100-002
CONTACT PLATING IN MATING AREA	PART NUMBER



**stewart**  
CONNECTOR  
a bel group

1118 Susquehanna Trail South  
Glen Rock, PA 17327-9199  
(717) 235-7512  
<http://www.stewartconnector.com>

DO NOT SCALE DRAWING  
DRAWING IS SUBJECT TO  
CHANGE WITHOUT NOTICE

DIMENSIONS: INCHES [METRIC]

UNLESS OTHERWISE SPECIFIED  
TOLERANCES ARE ±.005 [0.13]  
ANGLES ARE ± 1°

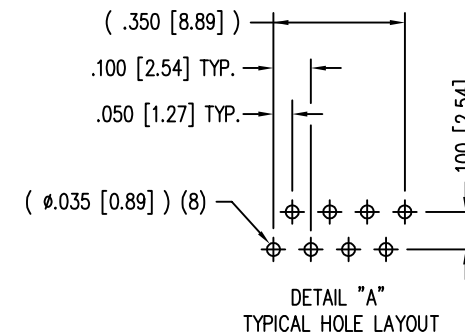
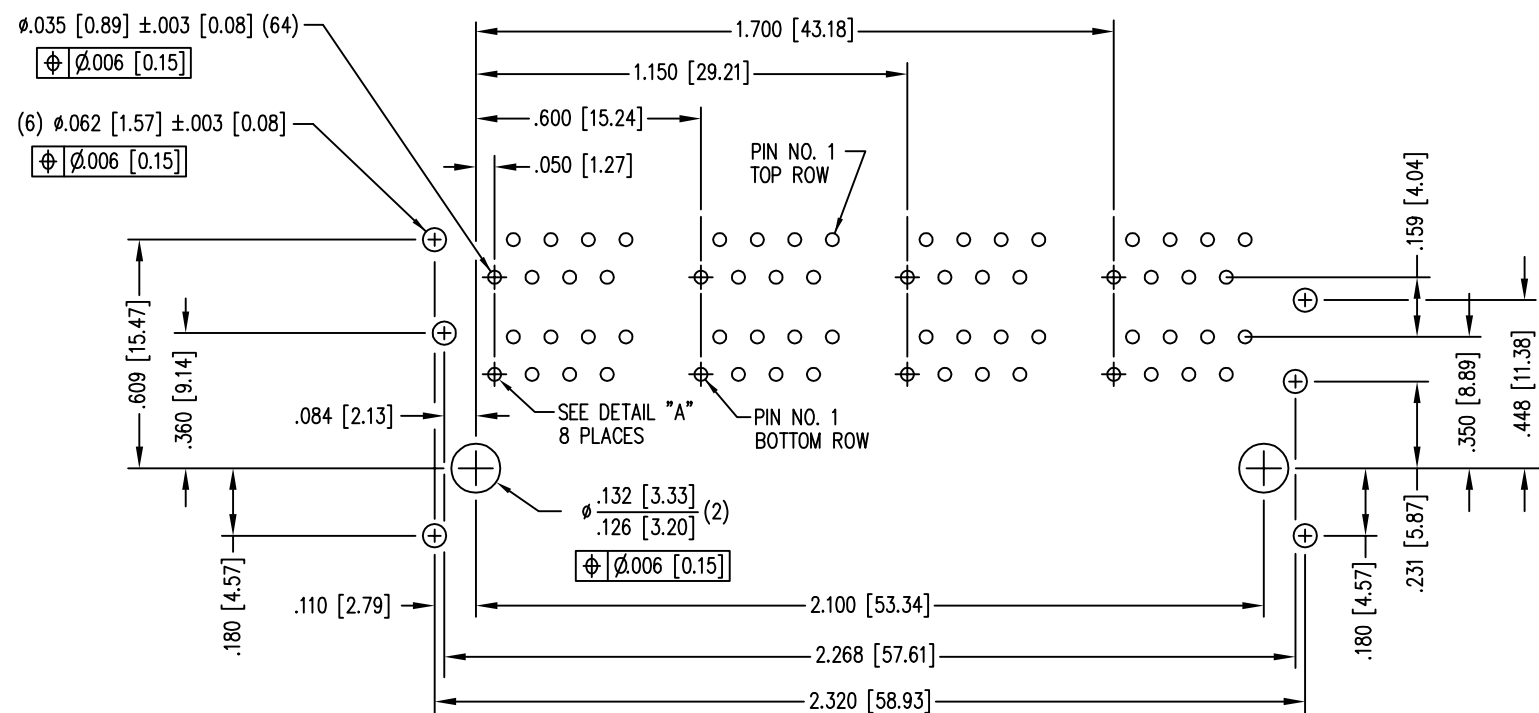
SHEET NO. 1 OF 2

TITLE: EIGHT CONTACT, EIGHT POSITION SHIELDED STACK JACK  
ENHANCED SHIELD, 8 PORT (4 ON 4)

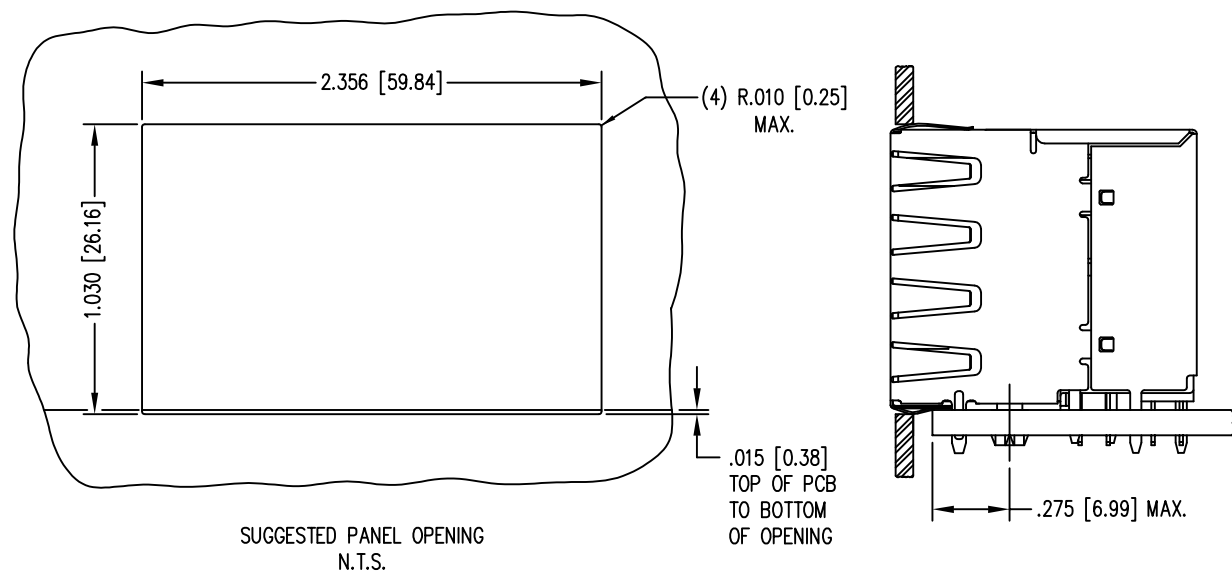
THIS DRAWING AND THE SUBJECT MATTER SHOWN THEREON ARE CONFIDENTIAL AND THE PROPRIETARY PROPERTY OF STEWART CONNECTOR AND SHALL NOT BE REPRODUCED, COPIED, OR USED IN ANY MANNER WITHOUT PRIOR WRITTEN CONSENT OF STEWART CONNECTOR. ONE OR MORE U.S. PATENTS MAY APPLY TO THIS PRODUCT. FOR DETAILS, PLEASE VISIT: [HTTP://BELFUSE.COM/STEWART/STEWART\\_PATENTS/](http://BELFUSE.COM/STEWART/STEWART_PATENTS/)

DRN BY: TRM	DATE 3-28-03
APPD BY: RGC	DATE 4-2-03
DWG NO. CT730052	REV. A7





P.C.B. RECOMMENDED HOLE LAYOUT  
 SEEN FROM COMPONENT SIDE  
 ALL CENTERLINE DIMENSIONS ARE BASIC.



THIRD ANGLE PROJECTION	
DO NOT SCALE DRAWING DRAWING IS SUBJECT TO CHANGE WITHOUT NOTICE	
DIMENSIONS: INCHES [METRIC]	
UNLESS OTHERWISE SPECIFIED TOLERANCES ARE $\pm .005 [0.13]$ ANGLES ARE $\pm 1^\circ$	
SHEET NO. 2 OF 2	

 1118 Susquehanna Trail South Glen Rock, PA 17327-9199 (717) 235-7512 <a href="http://www.stewartconnector.com">http://www.stewartconnector.com</a>	<b>TITLE:</b> EIGHT CONTACT, EIGHT POSITION SHIELDED STACK JACK ENHANCED SHIELD, 8 PORT (4 ON 4)	
	DRN BY: TRM APPD BY: RGC DWG NO. CT730052	DATE 3-28-03 DATE 4-2-03 REV. A7