



35 dBm IP3, 4 dB NF, 22 dBm P1dB, 1 MHz to 3 GHz,
Low Noise Broadband Amplifier, 21 dB Gain, SMA

TECHNICAL DATA SHEET

PE15A3309

The PE15A3309 is a broadband coaxial power amplifier, operating in the 1 MHz to 3 GHz frequency range. Impressive broadband typical performance includes 4 dB noise figure, 16 dB small signal gain, +20 dBm P1dB, and an output 3rd order intercept point of +35 dBm. This exceptional technical performance is achieved through the use of hybrid MIC design and advanced InGaP GaAs HBT devices. The low noise amplifier requires a +15V DC power supply, and operates over a temperature range of -40°C to +85°C. The rugged and compact package supports SMA Female connectors and RFI and Ground pins. And for highly reliable operation, the model is guaranteed to meet MIL-STD-202 environmental test conditions for Humidity, Shock, Vibration, and Altitude.

Features

- 1 MHz to 3 GHz Frequency Range
- P1dB: +20 dBm
- Small Signal Gain: 16 dB
- Gain Flatness: ± 1.5 dB
- 50 Ohm Input and Output Matched
- Output IP3: +35 dBm
- Advanced InGaP GaAs HBT Design
- -40 to +85°C Operating Temperature
- +15V / 110mA DC Positive Supply
- SMA Female Connectors
- Designed to meet MIL-STD-202 Test Conditions

Applications

- Laboratory Applications
- R&D Labs
- Test Instrumentation
- Military & Space
- Communication Systems
- Satellite Communications
- Wireless Communications
- Unmanned Systems
- Microwave Radio Systems
- Low Noise Amplifier
- General Purpose Amplification
- RF Front Ends

Electrical Specifications (TA= 25°C, VDC1 = 15 Vdc)

Description	Minimum	Typical	Maximum	Units
Frequency Range	0.001		3	GHz
Gain	16	21		dB
Gain Flatness		± 1.5	± 2	dB
Output at 1 dB Compression Point	+20	+22		dBm
Output 3 rd Intercept Point	+33	+35		dBm
Reverse Isolation	-20	-23		dB
Noise Figure		4	4.5	dB
Input VSWR		1.5:1		
Output VSWR		2:1		
Operating DC Voltage 1	14	15	16	Volts
Operating DC Current		110	130	mA
Operating Temperature Range (OTR)	0		+50	°C

Click the following link (or enter part number in "SEARCH" on website) to obtain additional part information including price, inventory and certifications: [35 dBm IP3, 4 dB NF, 22 dBm P1dB, 1 MHz to 3 GHz, Low Noise Broadband Amplifier, 21 dB Gain, SMA PE15A3309](#)



35 dBm IP3, 4 dB NF, 22 dBm P1dB, 1 MHz to 3 GHz,
Low Noise Broadband Amplifier, 21 dB Gain, SMA

TECHNICAL DATA SHEET

PE15A3309

Absolute Maximum Rating

Parameter	Rating	Units
Supply Voltage	+16	V
RF Input Power	+10	dBm
Operating Temperature	-40 to +85	°C
Storage Temperature	-55 to +125	°C



ESD Sensitive Material,
Transport material in
Approved ESD bags.
Handle only in approved
ESD Workstation.

Mechanical Specifications

Size

Length	1.25 in [31.75 mm]
Width	1.25 in [31.75 mm]
Height	0.563 in [14.3 mm]
Input Connector	SMA Female
Output Connector	SMA Female

Environmental Specifications

Temperature

Operating Range	0 to +50 deg C
Storage Range	-40 to +100 deg C

Humidity	MIL-STD-202F, Method 103B, Condition B
Shock	MIL-STD-202F, Method 213B, Condition B
Vibration	MIL-STD-202F, Method 204D, Condition B
Altitude	MIL-STD-202F, Method 105C, Condition B

Compliance Certifications (see [product page](#) for current document)

Plotted and Other Data

Notes:

Click the following link (or enter part number in "SEARCH" on website) to obtain additional part information including price, inventory and certifications: [35 dBm IP3, 4 dB NF, 22 dBm P1dB, 1 MHz to 3 GHz, Low Noise Broadband Amplifier, 21 dB Gain, SMA PE15A3309](#)

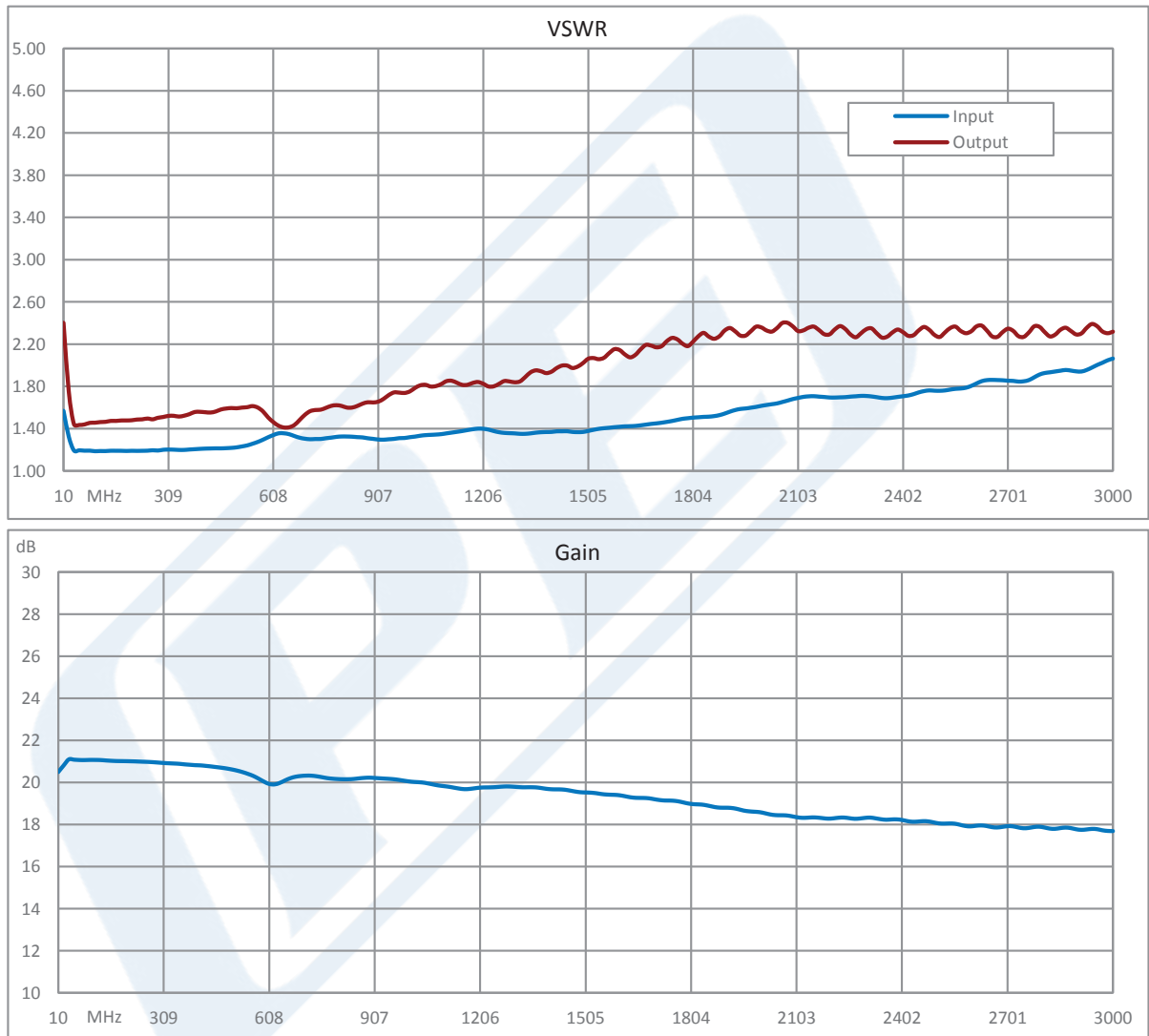


35 dBm IP3, 4 dB NF, 22 dBm P1dB, 1 MHz to 3 GHz,
Low Noise Broadband Amplifier, 21 dB Gain, SMA

TECHNICAL DATA SHEET

PE15A3309

Typical Performance Data



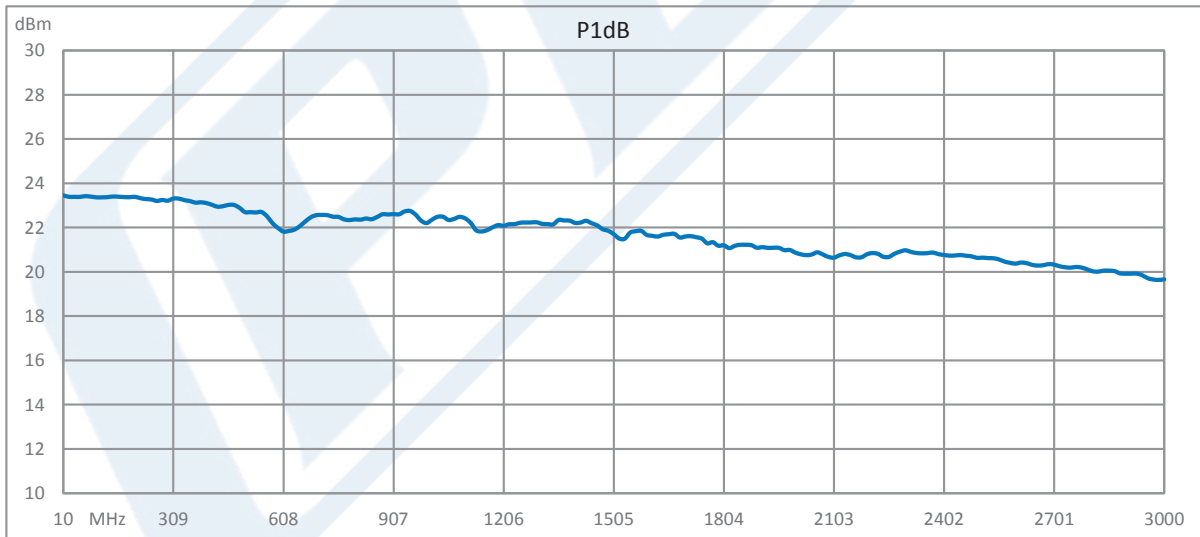
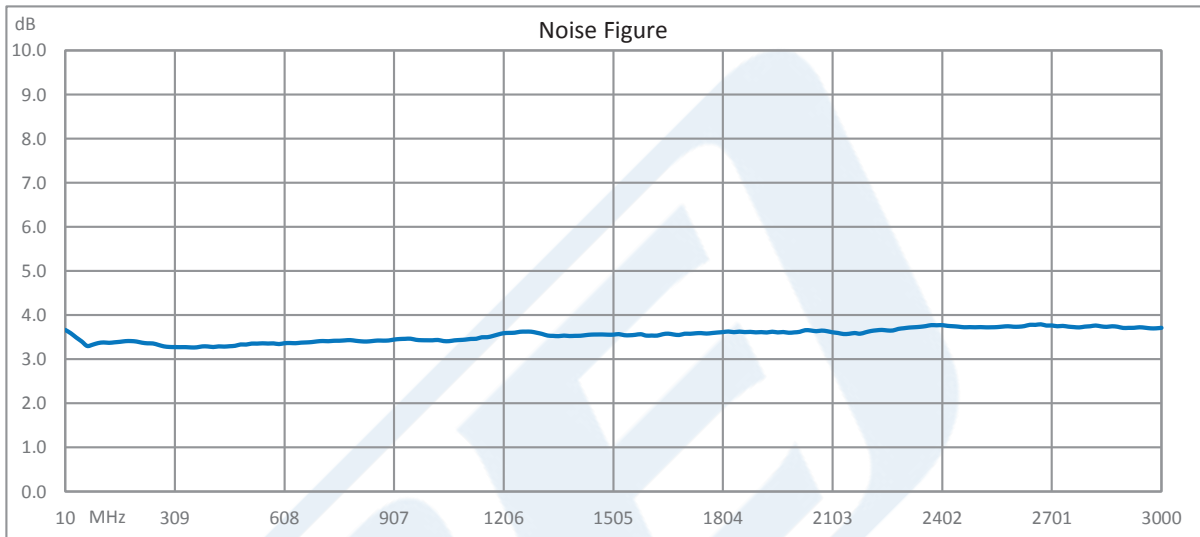
Click the following link (or enter part number in "SEARCH" on website) to obtain additional part information including price, inventory and certifications: [35 dBm IP3, 4 dB NF, 22 dBm P1dB, 1 MHz to 3 GHz, Low Noise Broadband Amplifier, 21 dB Gain, SMA PE15A3309](#)



35 dBm IP3, 4 dB NF, 22 dBm P1dB, 1 MHz to 3 GHz,
Low Noise Broadband Amplifier, 21 dB Gain, SMA

TECHNICAL DATA SHEET

PE15A3309



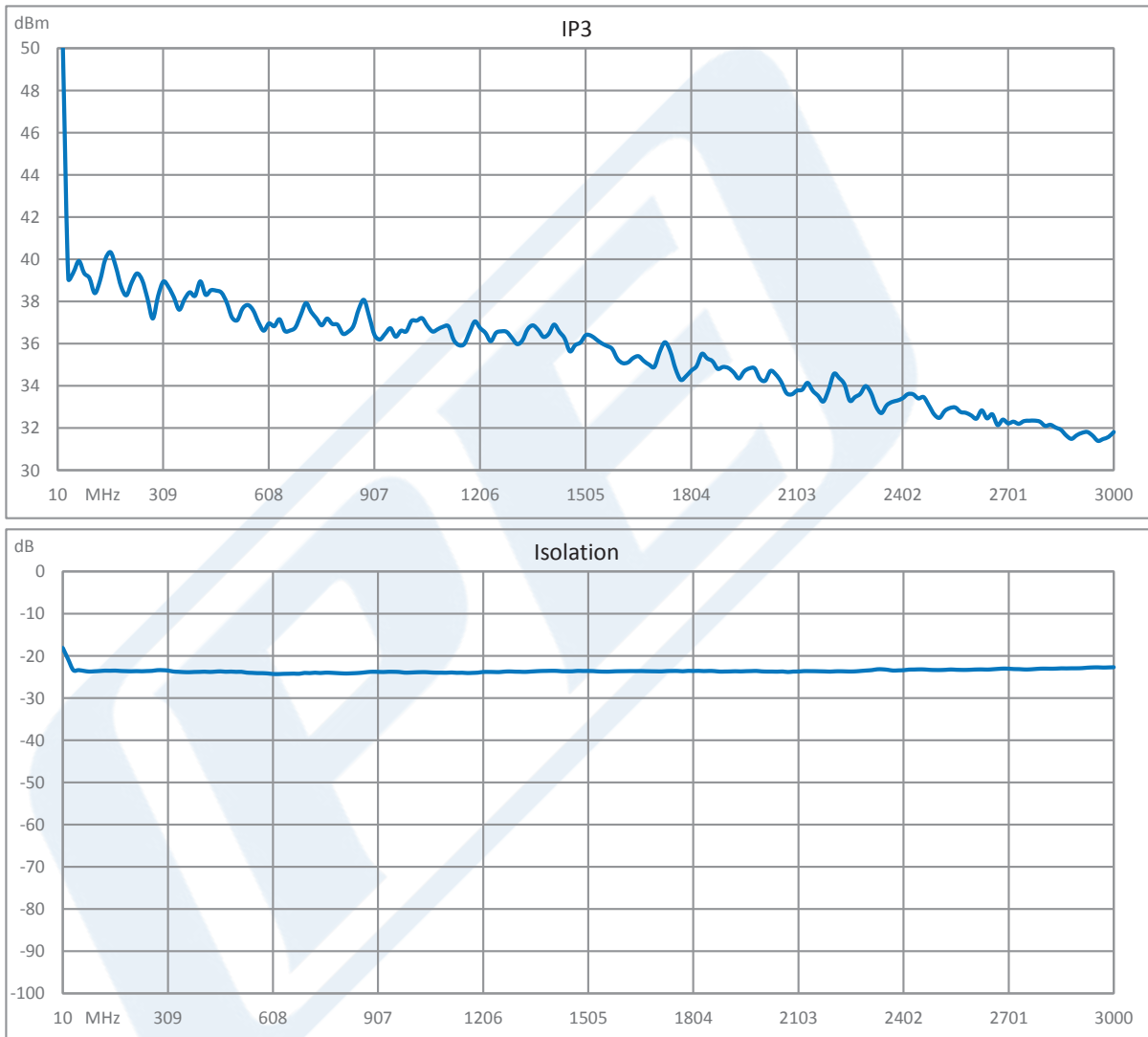
Click the following link (or enter part number in "SEARCH" on website) to obtain additional part information including price, inventory and certifications: [35 dBm IP3, 4 dB NF, 22 dBm P1dB, 1 MHz to 3 GHz, Low Noise Broadband Amplifier, 21 dB Gain, SMA PE15A3309](#)



35 dBm IP3, 4 dB NF, 22 dBm P1dB, 1 MHz to 3 GHz,
Low Noise Broadband Amplifier, 21 dB Gain, SMA

TECHNICAL DATA SHEET

PE15A3309



Click the following link (or enter part number in "SEARCH" on website) to obtain additional part information including price, inventory and certifications: [35 dBm IP3, 4 dB NF, 22 dBm P1dB, 1 MHz to 3 GHz, Low Noise Broadband Amplifier, 21 dB Gain, SMA PE15A3309](#)



35 dBm IP3, 4 dB NF, 22 dBm P1dB, 1 MHz to 3 GHz,
Low Noise Broadband Amplifier, 21 dB Gain, SMA

TECHNICAL DATA SHEET

PE15A3309

35 dBm IP3, 4 dB NF, 22 dBm P1dB, 1 MHz to 3 GHz, Low Noise Broadband Amplifier, 21 dB Gain, SMA from Pasternack Enterprises has same day shipment for domestic and International orders. Our RF, microwave and millimeter wave products maintain a 99.4% availability and are part of the broadest selection in the industry.

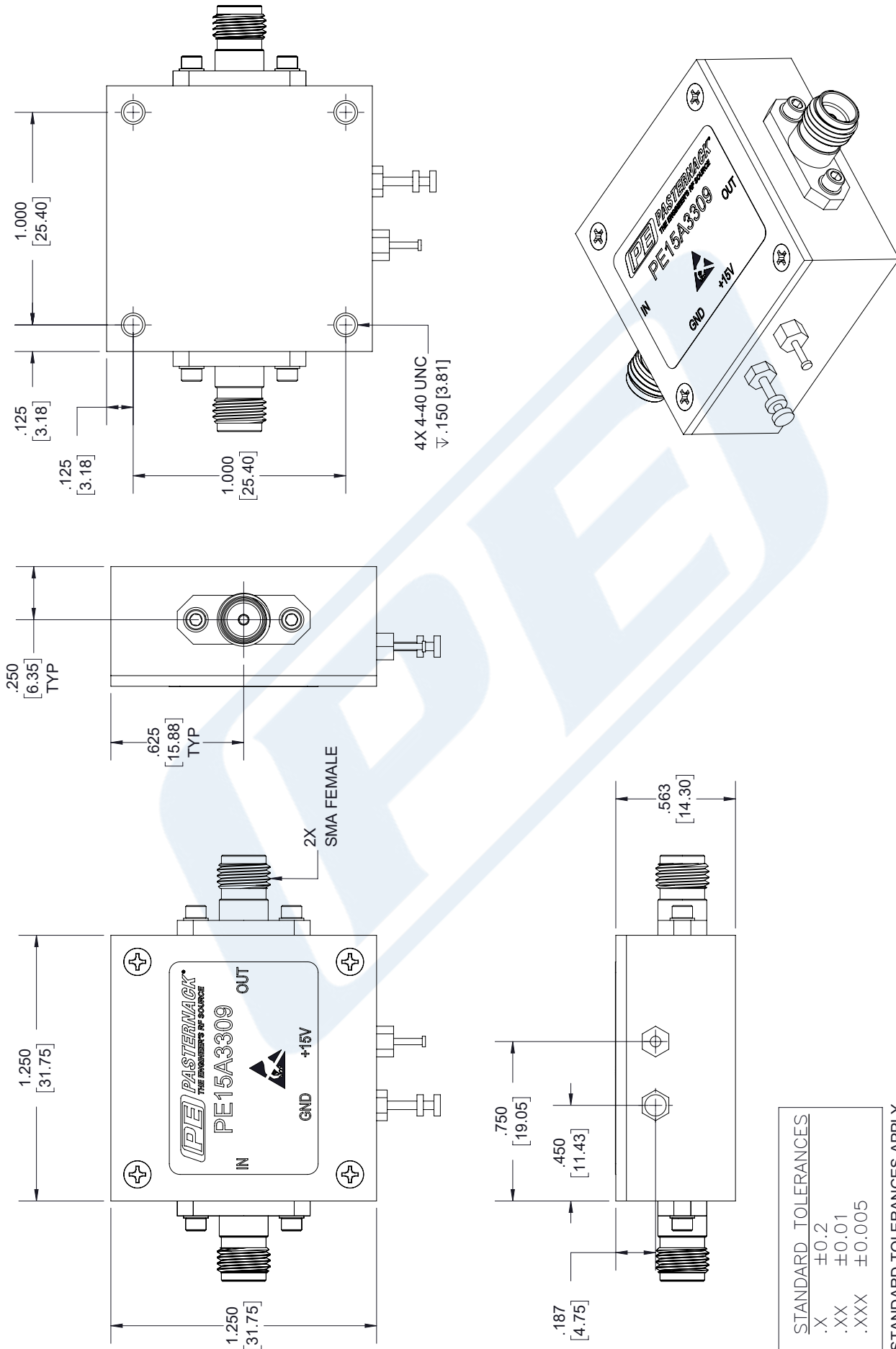
Click the following link (or enter part number in "SEARCH" on website) to obtain additional part information including price, inventory and certifications: [35 dBm IP3, 4 dB NF, 22 dBm P1dB, 1 MHz to 3 GHz, Low Noise Broadband Amplifier, 21 dB Gain, SMA PE15A3309](https://www.pasternack.com/35-dbm-ip3-4-db-3-ghz-low-noise-broadband-amplifier-21-db-gain-sma-pe15a3309-p.aspx)

URL: <https://www.pasternack.com/35-dbm-ip3-4-db-3-ghz-low-noise-broadband-amplifier-21-db-gain-sma-pe15a3309-p.aspx>

The information contained in this document is accurate to the best of our knowledge and representative of the part described herein. It may be necessary to make modifications to the part and/or the documentation of the part, in order to implement improvements. Pasternack reserves the right to make such changes as required. Unless otherwise stated, all specifications are nominal. Pasternack does not make any representation or warranty regarding the suitability of the part described herein for any particular purpose, and Pasternack does not assume any liability arising out of the use of any part or documentation.

PE15A3309 CAD Drawing

35 dBm IP3, 4 dB NF, 22 dBm P1dB, 1 MHz to 3 GHz, Low Noise Broadband Amplifier, 21 dB Gain, SMA



NOTES:
 1. UNLESS OTHERWISE SPECIFIED ALL DIMENSIONS ARE NOMINAL.
 2. ALL SPECIFICATIONS ARE SUBJECT TO CHANGE WITHOUT NOTICE AT ANY TIME.
 3. DIMENSIONS ARE IN INCHES [mm].

DWG TITLE
 PE15A3309

CAGE CODE 53919

CAD FILE 04/26/18

SCALE N/A

SIZE A

7361

PE PASTERNAK®
 THE ENGINEER'S RF SOURCE

Pasternack Enterprises, Inc.
 P.O. Box 16759 | Irvine | CA | 92623

Phone: (949) 261-1920 | Fax: (949) 261-7451
 Website: www.pasternack.com | E-Mail: sales@pasternack.com