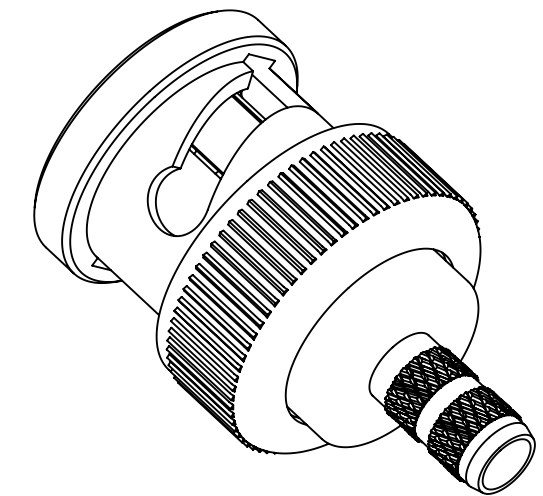
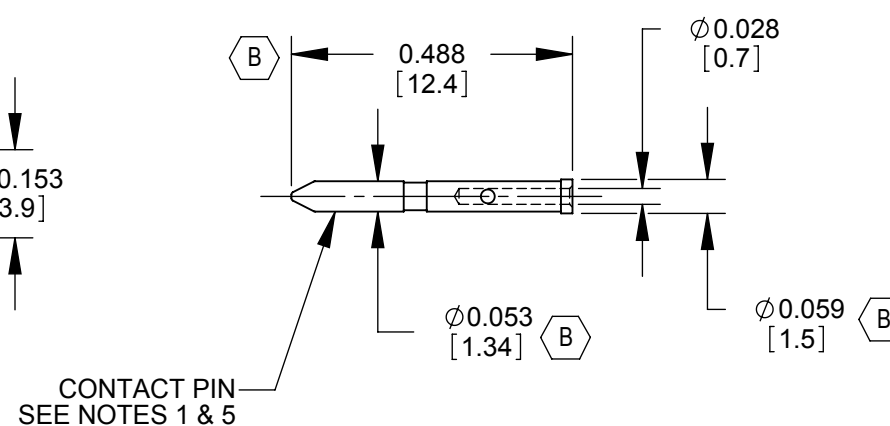
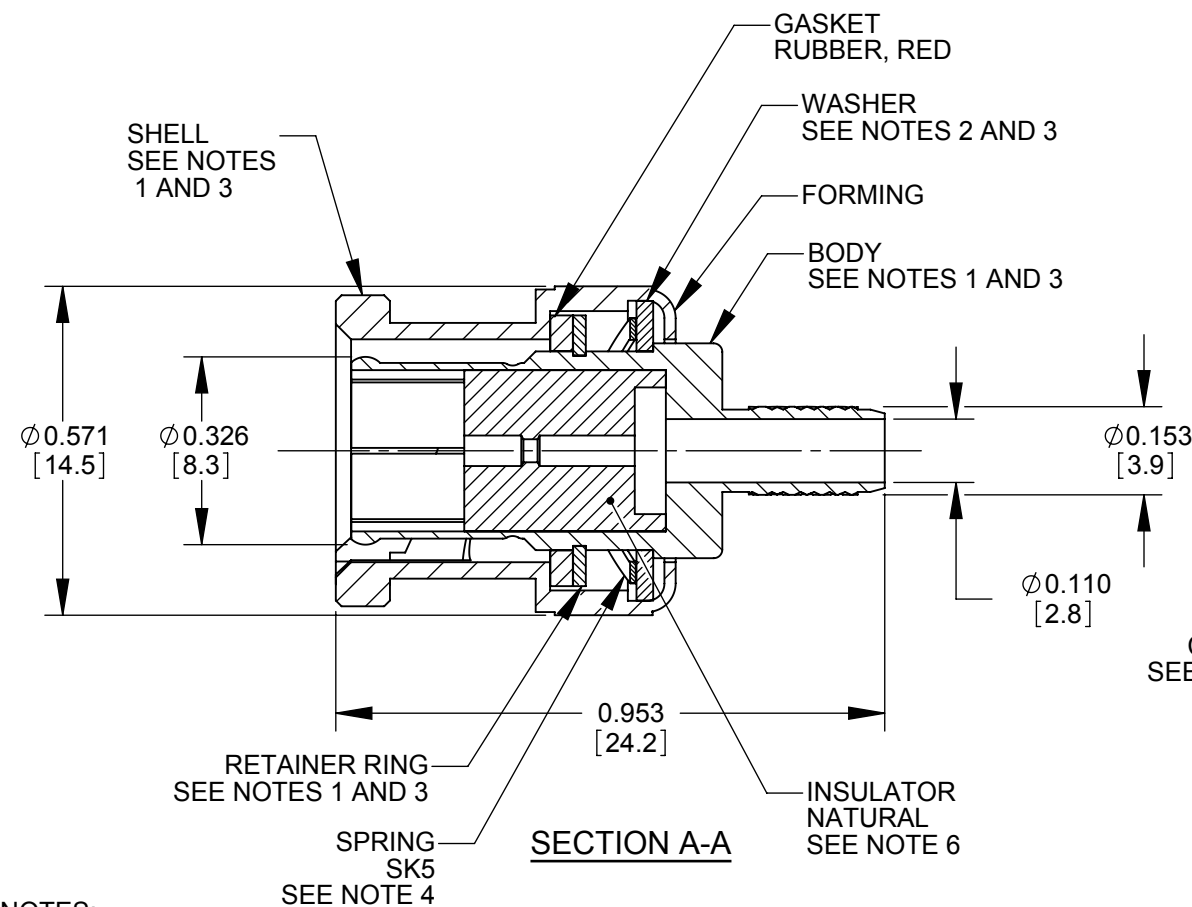


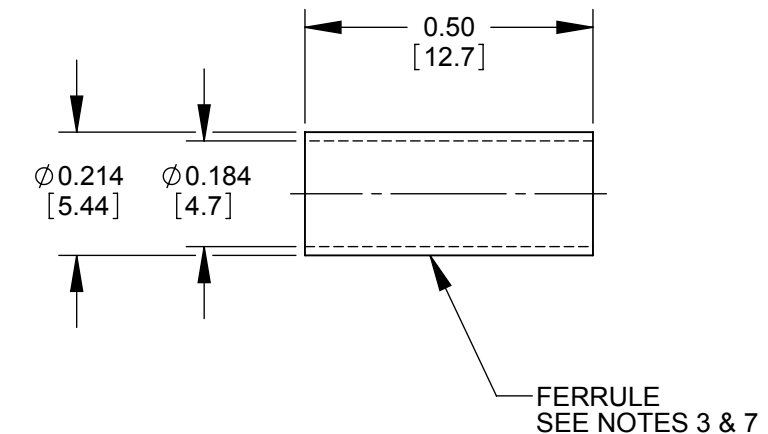
RECOMMENDED  
CABLE STRIPPING DIMENSIONS  
SWITCHCRAFT STRIPPING TOOL #PTS1



ALTERNATE KNURL DESIGN



CONTACT PIN  
SEE NOTES 1 & 5



FERRULE  
SEE NOTES 3 & 7

NOTES:

FINISH (PLATING THICKNESS IN MICRO-INCHES)

1. BRASS PER QQ-B-626
2. BRASS PER QQ-B-613
3. NICKEL PLATING 100 MIN THICK OVER COPPER STRIKE.
4. NICKEL PLATING 200 MIN THICK OVER COPPER STRIKE.
5. GOLD PLATING 50 MIN THICK OVER NICKEL PLATING 100 MIN THICK OVER COPPER STRIKE.
6. TEFLON MIL-P-19468
7. JIS H 3250, C2600
8. CRIMPED FERRULE HEX CRIMP SIZE 0.178.
9. CRIMPED CONTACT PIN SQUARE CRIMP SIZE 0.042OR HEX CRIMP SIZE 0.041.
10. ALL DIMENSIONS ARE REFERENCE.
11. THIS PRODUCT IS RoHS COMPLIANT.

**CUSTOMER DRAWING**

					☆ STAR SYMBOL DENOTES CRITICAL DIMENSION	THIS DRAWING DESCRIBES A DESIGN CONSIDERED PROPRIETARY IN NATURE, DEVELOPED AND MANUFACTURED BY SWITCHCRAFT INC. AND IS RELEASED ON A CONFIDENTIAL BASIS FOR IDENTIFICATION PURPOSES ONLY.					
					UNLESS OTHERWISE SPECIFIED	SIZE	WIDTH	MULT	LBS/M	TEMPER	
					1. ALL DIMENSIONS IN INCHES - TWO PLACE DECIMALS ±0.01 - THREE PLACE DECIMALS ±0.005 - ANGLES ±1° - ALL DIA. CONCENTRIC WITHIN 0.005 T.I.R.	FINISH SPEC No.		MATERIAL SPEC No.			
					2. FEATURES ON THE SAME CENTERLINE MUST BE ALIGNED WITHIN ±0.002	FIRST USED ON		SCALE 3:1			
					3. REMOVE ALL BURRS	DATE DRAWN	BY	CHKD	APVD	<b>Switchcraft</b> <sup>®</sup>	
REVISIONS					DO NOT SCALE DRAWING	10-31-06	RF	RF	TJK		
REV	ECO NUMBER	DATE	BY	APVD	NAME 75 OHM BNC CONNECTOR 1855A CABLE, RoHS					PART No. HP75BNC12X	REV B