



DESIGNER'S KIT K1-ADTL+

Transformers


50Ω & 75Ω 0.50 to 1800 MHz

Mini-Circuits

FEATURES

- Very wide bandwidth
- Balanced transmission line
- Excellent amplitude & phase unbalance
- Aqueous washable
- Low cost

MINI-CIRCUITS DESIGNER'S KITS
SPEED UP
THE SOLUTION



K1-ADTL+ ELECTRICAL SPECIFICATIONS

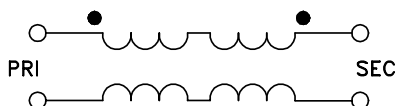
(5 models, 10 of each, 50 total)

Model	Ω Ratio	Frequency (MHz)	Insertion Loss*			Configuration
			3dB MHz	2dB MHz	1dB MHz	
ADTL1-12+	1	20-1200	—	20-1200	50-1000	G
ADTL1-18-75+	1	5-1800	—	5-1800	25-1200	G
ADTL1-4-75+	1	0.50-1000	0.50-1000	1-600	5-400	G
ADTL1-15-75+	1	10-1500	—	10-1500	30-1000	K
ADTL2-18+	2	30-1800	30-1800	—	100-1500	G

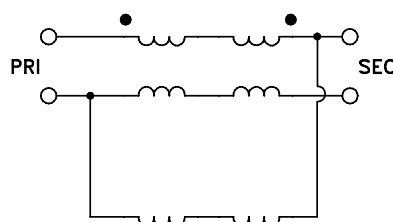
*Insertion loss is referenced to mid-band loss.
Protected under U.S. Patent 6,133,525

CONFIGURATIONS

G



K



REV. A
ECO-009388
M108658
K1-ADTL+
210823

Mini-Circuits

www.minicircuits.com P.O. Box 350166, Brooklyn, NY 11235-0003 (718) 934-4500 sales@minicircuits.com