

6

5

4

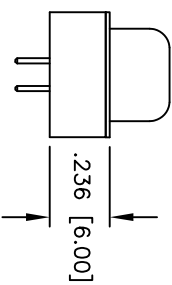
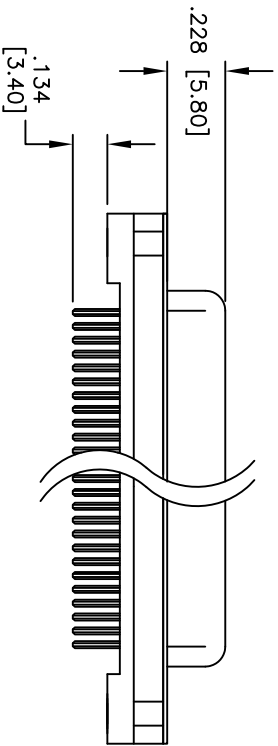
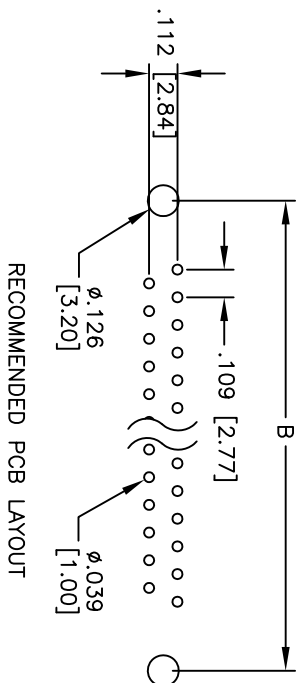
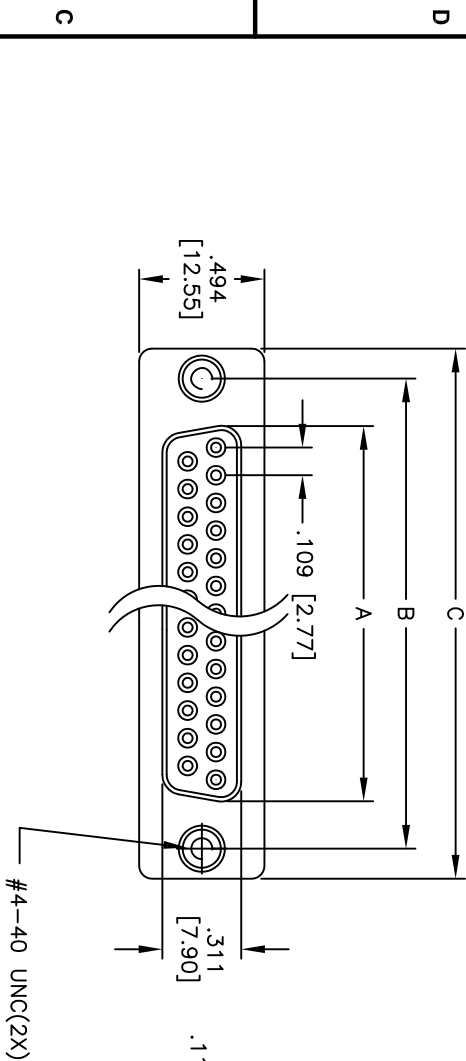
3

2

1

APPROVED: \_\_\_\_\_  
 DATE: \_\_\_\_\_ TITLE: \_\_\_\_\_

Rev	AWO #	Description	Date	Appr
-		RELEASED	4/18/05	
A		UPDATED	4/19/11	
B		REVISED DIM.	10/12/11	



Dimensions

Positions	A	B	C
09	.643 [16.33]	.984 [24.99]	1.213 [30.81]
15	.971 [24.66]	1.312 [33.32]	1.541 [39.14]
25	1.511 [38.38]	1.852 [47.04]	2.088 [53.04]
37	2.159 [54.84]	2.500 [63.50]	2.729 [69.32]

**SPECIFICATIONS:**  
 Material:  
 Insulator: PBT, glass reinforced, rated UL 94V-0  
 Insulator color: Black  
 Contacts: Copper Alloy  
 Shell: SPOC  
 Hardware: Brass, Nickel plated  
 Plating:  
 Gold flash over Nickel underplate overall.  
 Electrical:  
 Operating voltage: 250 VAC  
 Current rating: 1 Amp  
 Contact resistance: 20 mohms max  
 Insulation resistance: 1,000 Mohms @ 500VAC  
 Dielectric withstanding voltage: 1,000 VAC for 1 minute  
 Temperature Rating:  
 Operating temperature: -65°C to +125°C  
 Environmental:  
 Lead free, RoHS compliant



**ADAM TECH**

909 Railway Avenue, Union, NJ 07083  
 Phone: 908-687-5000 Fax: 908-687-5710

TITLE  
 D-SUB, SOCKET, FLUSH MOUNT  
 #4-40 THREADED FLUSH INSERTS

UNLESS OTHERWISE SPECIFIED ALL DIMENSIONS ARE INCHES [MM] TOLERANCES: EXCEPT AS NOTED		INCHES		HOLDS	
.X	± .10	ØX	± .10		
.XX	± .020	ØXX	± .015		
.XXX	± .015	ØXXX	± .010		
APPROVALS		DATE		TITLE	
DRAWN	SS	4/18/05		D-SUB, SOCKET, FLUSH MOUNT	
CHECKED				#4-40 THREADED FLUSH INSERTS	
APPROVED				PART NO. DXXX-SA-M2	
				SCALE: NTS	
				SHEET 1 OF 1	

6

5

4

3

2

1