

SUMMARY

Wires

Low	5
High	0
Coax	0
Triax	0
Quad	0
Fiber	0
Fluidic	0



Image is for illustrative purpose only

Download

[Request a quote](#)

[Catalog](#)

Series	3K
Termination type	Female crimp
IP rating	68
Cable Ø	0.00 - 0.00 mm
Matching parts	FGG.3K.305.CYCC80
Status	
Alternative part	

TECHNICAL DETAILS

Mechanics

Shell Style/Model	EG*: Fixed receptacle, nut fixing
Keying	1 key (alpha=0, plug: male contacts, receptacle: female contacts)
Housing Material	Brass (chrome plated) shell and collet nut, nickel plated brass latch sleeve and mid pieces
Cable Fixing	∅ 0 - 0 mm
Variant	

Performance

Configuration	3K.305 : 5 Low Voltage
Insulator	Y: PEEK for crimp contacts
Rated Current	19 Amps

Specifications

Contact Type: Crimp
Max. Matings: 5000
Contact Retention: 50 N
Contact Dia.: 1.6 mm (0.063in)
Bucket Dia.: 1.9 mm (0.075in)
Min. Conductor: 1 mm ² (AWG 18)

Max. Conductor: 1.5 mm² (AWG 14)
 R (max): 3.5 mOhm
 Vtest (contact-shell): 1750 V (AC), 2500 V (DC)
 Vtest (contact-contact): 2400 V (AC), 3390 V (DC)

Others

Endurance (Shell): 5000 mating cycles
 Temp (min / max): -55°C / +200°C
 Humidity (max): <=95% [at 60 deg C / 140 F]
 Vibration: 15 g [10 Hz - 2000 Hz]
 Shock Resistance: 100 g [6 ms]
 Salt Spray Corrosion: >1000 hr
 Climatological Category: 50/175/21
 Shielding (min): 95 dB (10 MHz)
 Shielding (min): 80 dB (1 GHz)
 IP Rating: 68

DRAWINGS

Draws



Dimensions

	A	B	E	L	M	N	S1	S3	e
mm.	31	34.5	11	36.2	6	33.6	22.5	30	M24x1.0
in.	1,22	1,36	0,43	1,43	0,24	1,32	0,89	1,18	






















RECOMMENDED BY LEMO

Tools

Crimp Tool: DPC.91.101.A

Crimp settings: AWG/Selector = 14-16-18/7-6-5
 Positionner: DCE.91.163.BVCM
 Extractor: DCF.91.163.5LT
 Replacement contact: EGG.3B.670.ZZM

Cables

CMN.05.T18.065PGCE	PVC	GREY	
CMN.05.T18.065PGZE		Grey	
CMN.05.T18.065PNCE	PVC	Black	
CMN.05.T18.065PNZE			
CMN.05.T20.057PGCE	PVC	GREY	
CMN.05.T20.057PGZE		Grey	
CMN.05.T20.057PNCE	PVC	Black	
CMN.05.T20.057PNZE			
CMN.05.T20.057QGZE	TPR (medical)	Grey	
CMN.05.T22.051PGCE	PVC	GREY	
CMN.05.T22.051PGZE		Grey	
CMN.05.T22.051PNCE	PVC	Black	
CMN.05.T22.051PNZE			
CMN.05.T22.051QGZE	TPR (medical)	Grey	
CMN.05.T28.029PGCE	PVC	GREY	
CMN.05.T28.029PGZE		Grey	
CMN.05.T28.029PNCE	PVC	Black	
CMN.05.T28.029PNZE			
005 050	PVC	Black	
050 090	PVC	Black	
050 140	PVC	Grey	
150 250	PVC	Grey	
250 500	PVC	Grey	