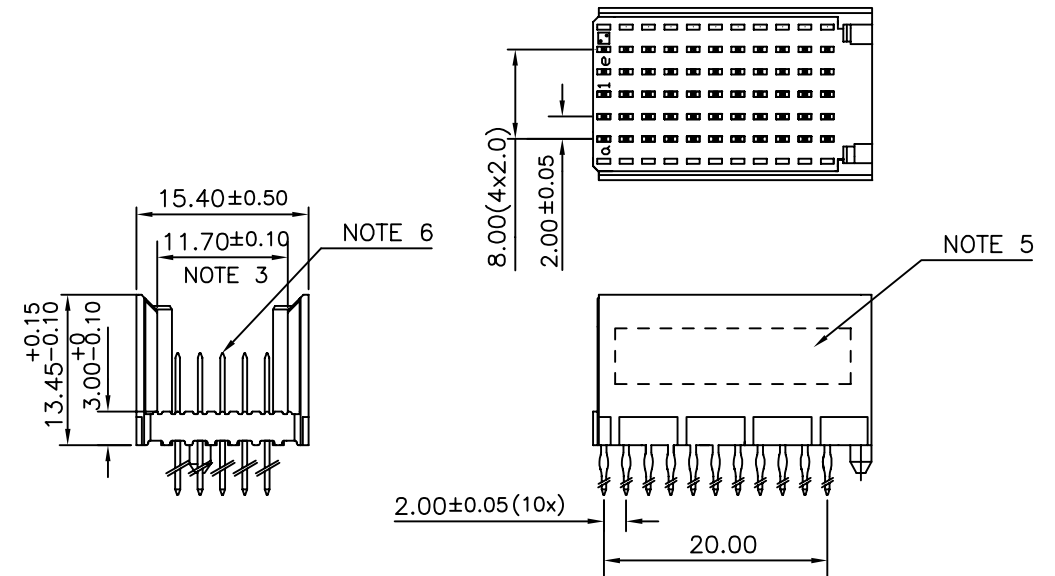


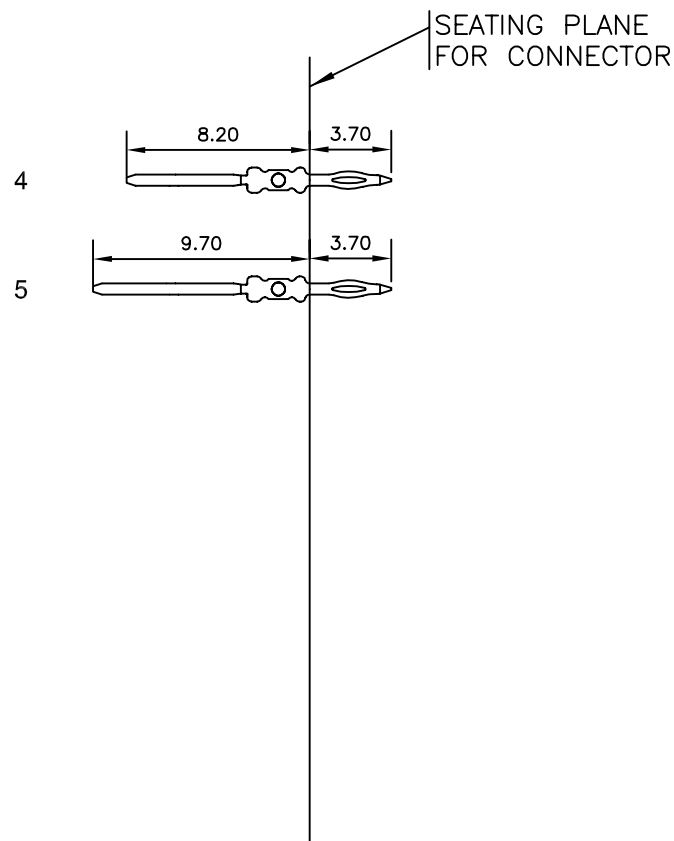
LOADING PATTERN MATING SIDE

f	0	0	0	0	0	0	0	0	0	0
e	5	5	5	5	5	5	5	5	5	5
d	5	5	5	5	5	5	5	5	5	5
c	5	5	5	5	5	5	5	5	5	5
b	5	5	5	5	5	5	5	5	5	5
a	4	5	5	5	5	5	5	5	5	5
z	0	0	0	0	0	0	0	0	0	0
POS	01					05				10

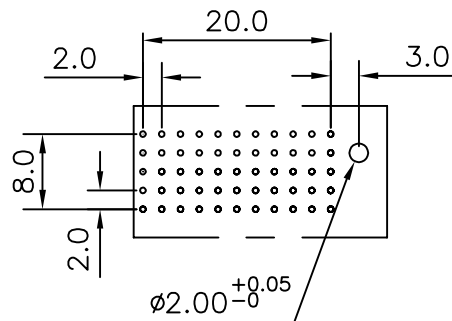
LOADED CONNECTOR ASSEMBLY  
(FOR EXAMPLE)



CONTACT OVERVIEW



LAY-OUT P.C.B.-HOLE



HM2P09PDE3W0 **LEAD FREE INDICATOR : LF = LEAD FREE (DIGIT 15 & 16)**

**PLATING CODE (DIGIT 13 AND 14)**  
(REF DRW NO. BS,C , 201844 , 003)

NOTES

- THIS PRODUCT IS CSA APPROVED.
  - THIS PRODUCT IS UL RECOGNIZED.
  - MEASURED AT THE BOTTOM.
  - MATERIAL CONTACT: PHOSPHORBRONZE  
HOUSING: CREAM WHITE GLASS FILLED POLYESTER UL-94V0
  - CONNECTOR PRINTED WITH P/N AND DATE CODE.
  - FOR ACTUAL CONTACT LOADINGS, SEE LOADING PATTERN MATING SIDE.
  - SHAPE OF CONNECTOR HOUSING CAN ALTER DEPENDING ON PRODUCTION LOCATION
  - THE PRODUCT (LF) MEETS EUROPEAN UNION DIRECTIVES AND OTHER COUNTRY REGULATIONS AS DESCRIBED IN GS-22-008
  - FOR RECOMMENDED PTH DIMENSIONS REFER DRAWING : BS, A , 201572 , 001
- CATALOG NO: HM2P09PDE3W0----

mat'l. code SEE NOTE 4		surface ISO 1302 ✓	tolerance ISO 406 ISO 1101	projection 	product family MILLIPACS
ltr	ecn no	dr	date	tolerances unless otherwise specified	
A	104-0087	MINI	2004/09/25	angles	.0±0.2
B	105-0190	MINI	2005/10/10	linear	.00±0.1
C	106-0090	MINI	2006/06/28	0°±1°	
sheet index		revision	c	1	



dwg no  
**BS, C ,203028, 162**  
sheet 1 of 1  
size A3  
type Product Customer Drawing