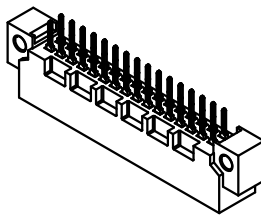
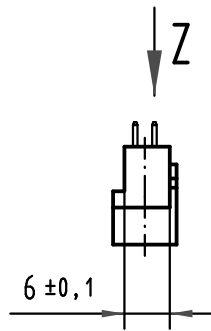
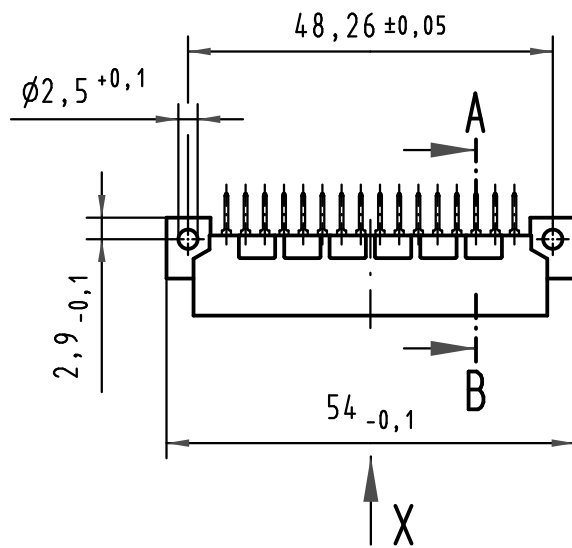
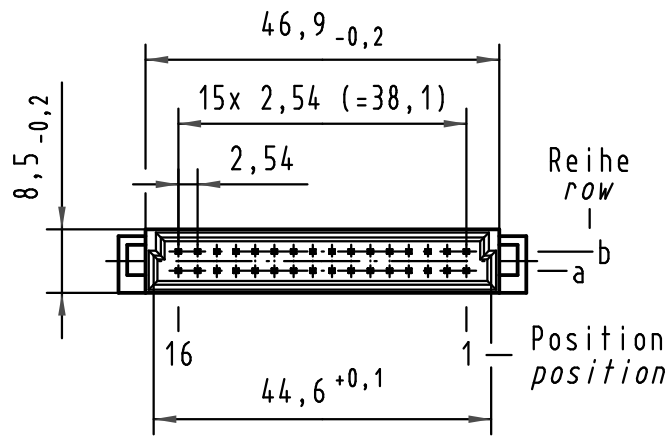
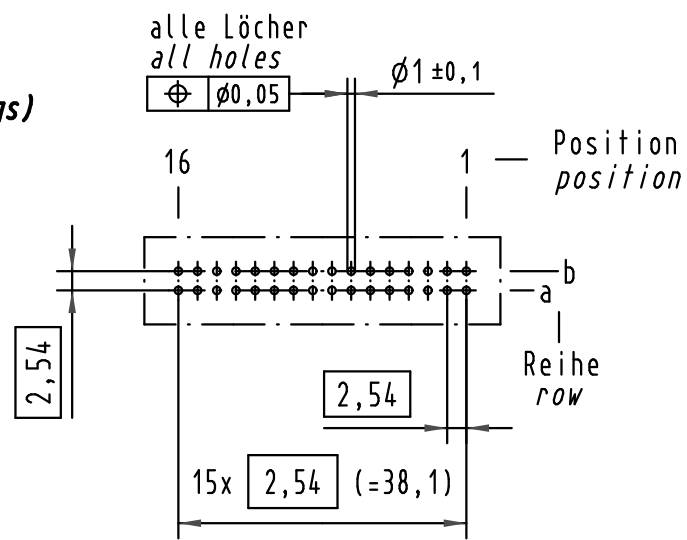
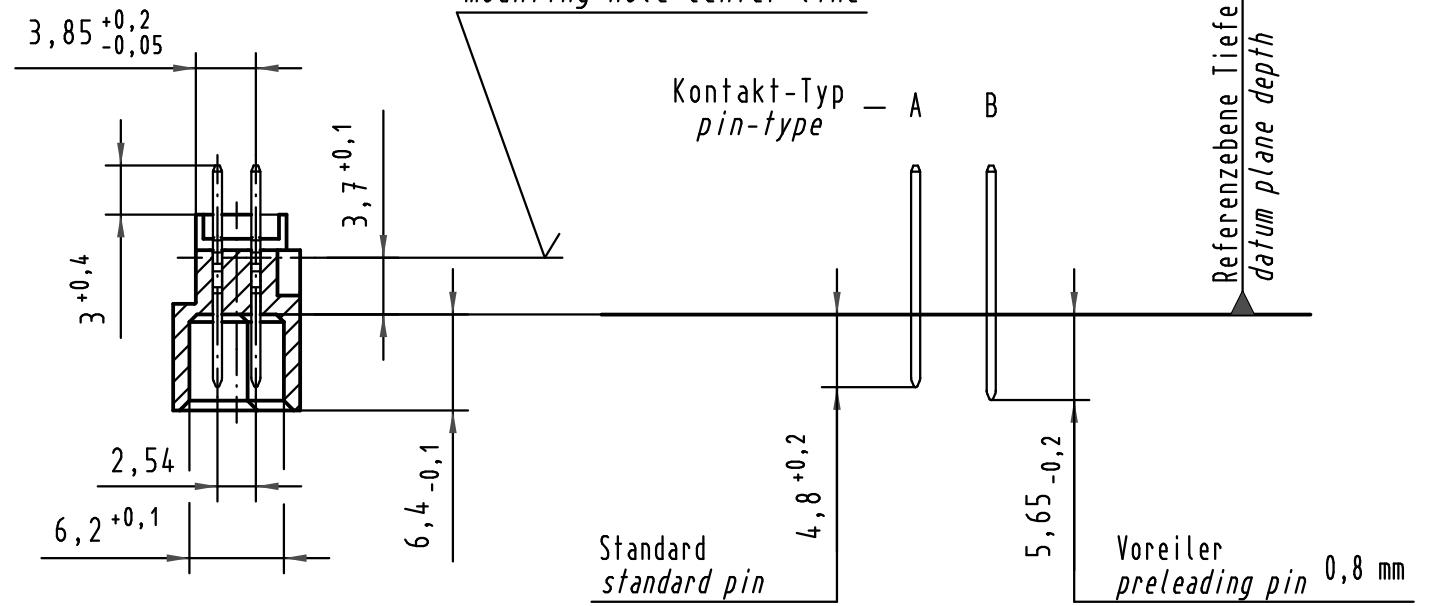


X  
(Lochbild)  
(board drillings)



Montageloch-Mittellinie  
mounting hole center-line

A-B  
2:1



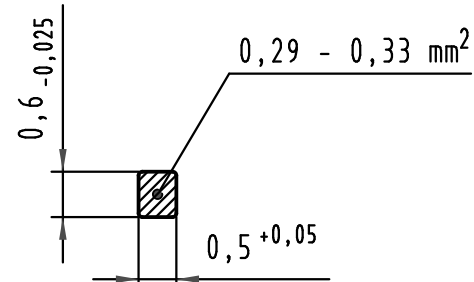
X Kontaktbelegung  
contact loading



09 22 132 7922	3	Au flash over PdNi over Ni
09 22 132 6922	2	Au flash over PdNi over Ni
09 22 132 2922	1	Au flash over PdNi over Ni
Bestell-Nr. part-no.	Anforderungsstufe nach IEC performance level acc. to IEC	Kontaktoberfläche contact plating

Z  
10:1

Querschnitt der  
Lötanschlüsse:  
cross-section of  
solder terminations:



All Dimensions in mm Original Size DIN A 3		
Mod.	Dat.	Name
35345	23.10.08	Hage.
34650	12.12.07	Hage.
28429		

Techn. Character.		
	Dat.	Name
	08.08.00	Rie.
	08.08.00	Pa.
Stand.		

Nicht tolerierte Maße / Free size tolerances IEC 60603-2	
Bauform 2B Messerleiste Einlöt, 32 pol. type 2B male connector solder, 32 pol.	

HARTING Electronics GmbH & Co. KG  
D-32339 ESPELKAMP



TB 09 22 132 x922

Blatt / page