

XLamp® CXB1512 LED



PRODUCT DESCRIPTION

The XLamp® CXB1512 LED Array is a member of the second generation of the CXA family that delivers up to 30% higher efficacy and up to 20% higher lumens than the first generation in the same LES. The higher performance second generation CXA LED Arrays provide a drop-in performance upgrade to existing CXA LED designs to shorten product development time. In addition, the CXB LEDs also allow lighting manufacturers to achieve the same or better performance with a smaller LES, enabling a smaller, more impactful luminaire. Available in 2-step, 3-step and 5-step EasyWhite® bins and 2-step and 3-step Premium Color bins, the CXB1512 LED delivers high lumen output and high efficacy in a single, easy-to-use package that eliminates the need for reflow soldering.

The [CX Family LED Design Guide](#) provides basic information on the requirements to use the CXB1512 LED array successfully in luminaire designs.

FEATURES

- 9-mm optical source
- Mechanical and optical design consistent with other CXA15 and CXB15 LEDs
- Available in 70-, 80-, 90- and 95-minimum CRI options
- EasyWhite® 2-, 3- and 5-step binning
- Premium Color 2- and 3-step binning
- Forward voltage options: 18-V class & 36-V class
- 85 °C binning and characterization
- Extremely uniform color over viewing angle
- Top-side solder connections
- Thermocouple attach point
- NEMA SSL-3 2011 standard flux bins
- RoHS and REACH compliant
- UL® recognized component (E349212)

TABLE OF CONTENTS

Characteristics	2
Operating Limits.....	3
Flux Characteristics, EasyWhite® Order Codes and Bins - 18 V.....	4
Flux Characteristics, Premium Color Order Codes and Bins - 18 V.....	7
Flux Characteristics, EasyWhite® Order Codes and Bins - 36 V.....	8
Flux Characteristics, Premium Color Order Codes and Bins - 36 V.....	11
Relative Spectral Power Distribution, EasyWhite®	12
Relative Spectral Power Distribution, Premium Color	13
Electrical Characteristics.....	14
Relative Luminous Flux.....	15
Typical Spatial Distribution.....	17
Performance Groups - Brightness	17
EasyWhite® Performance Groups - Chromaticity.....	18
Premium Color Performance Groups - Chromaticity.....	19
EasyWhite® Bins Plotted on the 1931 CIE Color Space	20
Premium Color Bins Plotted on the 1931 CIE Color Space.....	21
Bin and Order Code Formats.....	23
Mechanical Dimensions	23
Thermal Design.....	24
Notes	26
Packaging.....	27



Cree LED / 4400 Silicon Drive / Durham, NC 27703 USA / +1.919.313.5330 / www.cree-led.com

CHARACTERISTICS

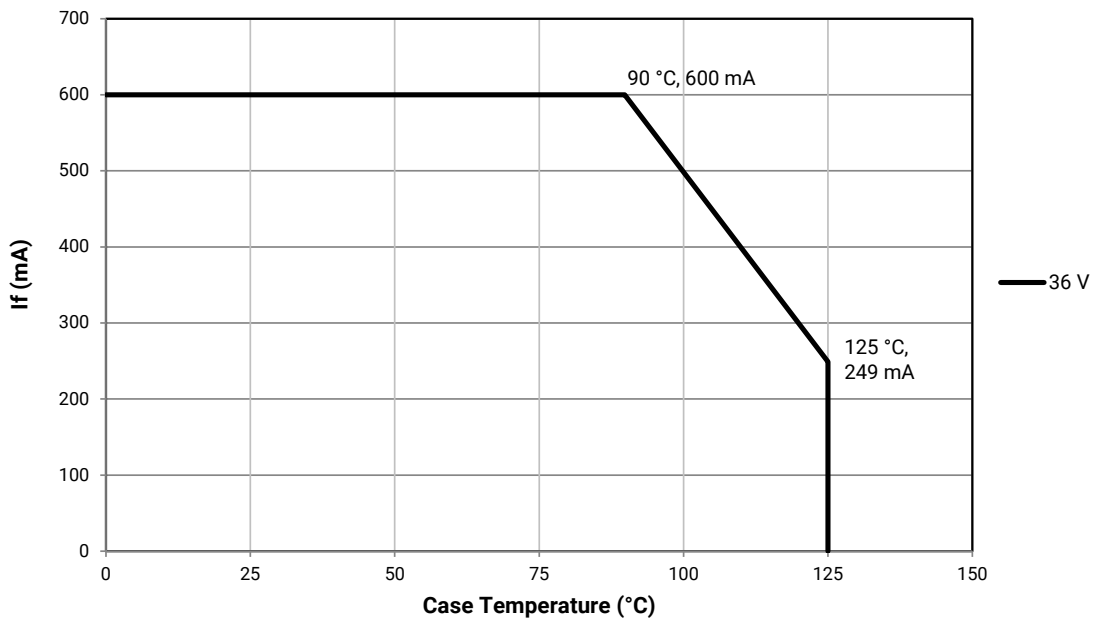
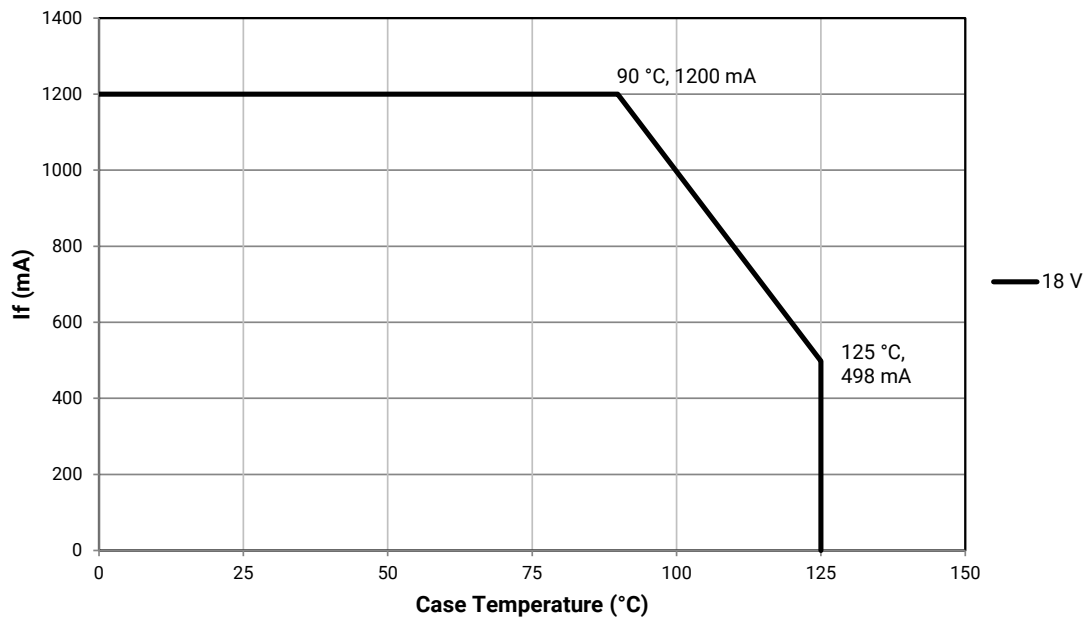
Characteristics	Unit	Minimum	Typical	Maximum
Viewing angle (FWHM)	degrees		115	
ESD withstand voltage (HBM per Mil-Std-883D)	V			8000
DC forward current (18 V)	mA			1200*
DC forward current (36 V)	mA			600*
Reverse current (18 V, 36 V)	mA			0.1
Forward voltage (18 V, @ 700 mA, 85 °C)	V		17.2	19
Forward voltage (36 V, @ 350 mA, 85 °C)	V		34.3	38

* Refer to the Operating Limits section.

OPERATING LIMITS

The maximum current rating of the CXB1512 depends on the case temperature (T_c) when the LED has reached thermal equilibrium under steady-state operation. The graphs shown below assume that the system design employs good thermal management (thermal interface material and heat sink) and may vary when poor thermal management is employed. Please refer to the Mechanical Dimensions section on page 23 for the location of the T_c measurement point.

Another important factor in good thermal management is the temperature of the Light Emitting Surface (LES). Cree LED recommends a maximum LES temperature of 135 °C to ensure optimal LED lifetime. Please refer to the Thermal Design section on page 24 for more information on LES temperature measurement.



FLUX CHARACTERISTICS, EASYWHITE® ORDER CODES AND BINS - 18 V (I_F = 700 mA, T_J = 85 °C)

The following table provides order codes for XLamp CXB1512 LEDs. For a complete description of the order code nomenclature, please see the Bin and Order Code Formats section (page 23).

Nominal CCT	CRI*		Minimum Luminous Flux			2-Step		3-Step		5-Step	
	Min	Typ	Group	Flux (lm) @ 85 °C	Flux (lm) @ 25 °C**	Group	Order Code	Group	Order Code	Group	Order Code
6500 K	70	---	N4	1710	1871					65E	CXB1512-0000-000F0BN465E
			P2	1830	2002						CXB1512-0000-000F0BP265E
			P4	1965	2150						CXB1512-0000-000F0BP465E
	80	---	N2	1590	1739					65E	CXB1512-0000-000F0HN265E
			N4	1710	1871						CXB1512-0000-000F0HN465E
5700 K	70	---	N4	1710	1871					57E	CXB1512-0000-000F0BN457E
			P2	1830	2002						CXB1512-0000-000F0BP257E
			P4	1965	2150						CXB1512-0000-000F0BP457E
	80	---	N2	1590	1739					57E	CXB1512-0000-000F0HN257E
			N4	1710	1871						CXB1512-0000-000F0HN457E
5000 K	70	---	N4	1710	1871					50E	CXB1512-0000-000F0BN450E
			P2	1830	2002						CXB1512-0000-000F0BP250E
			P4	1965	2150						CXB1512-0000-000F0BP450E
	80	---	N2	1590	1739			50G	CXB1512-0000-000F0HN250G	50E	CXB1512-0000-000F0HN250E
			N4	1710	1871			CXB1512-0000-000F0HN450G	CXB1512-0000-000F0HN450E		
	90	92	M4	1485	1625			50G	CXB1512-0000-000F0UM450G		
			N2	1590	1739			CXB1512-0000-000F0UN250G			

- Notes**
- Cree LED maintains a tolerance of ±7% on flux and power measurements, ±0.005 on chromaticity (CCx, CCy) measurements and a tolerance of ±2 on CRI measurements. See the Measurements section (page 26).
 - CXB1512 LED order codes specify only a minimum flux bin and not a maximum. Cree LED may ship reels in flux bins higher than the minimum specified by the order code without advance notice. Shipments will always adhere to the chromaticity bin restrictions specified by the order code.
- * For 80 CRI minimum LEDs, CRI R9 minimum is 0 with a ±2 tolerance. For 90 CRI minimum LEDs, CRI R9 typical is 60.
- ** Flux values @ 25 °C are calculated and for reference only.

FLUX CHARACTERISTICS, EASYWHITE® ORDER CODES AND BINS - 18 V (I_F = 700 mA, T_J = 85 °C) - CONTINUED

Nominal CCT	CRI*		Minimum Luminous Flux			2-Step		3-Step		5-Step	
	Min	Typ	Group	Flux (lm) @ 85 °C	Flux (lm) @ 25 °C**	Group	Order Code	Group	Order Code	Group	Order Code
4000 K	70	---	N4	1710	1871					40E	CXB1512-0000-000F0BN440E
			P2	1830	2002		CXB1512-0000-000F0BP240E				
			P4	1965	2150		CXB1512-0000-000F0BP440E				
	80	---	N2	1590	1739	40H	CXB1512-0000-000F0HN240H	40G	CXB1512-0000-000F0HN240G		
			N4	1710	1871		CXB1512-0000-000F0HN440H		CXB1512-0000-000F0HN440G		
			P2	1830	2002		CXB1512-0000-000F0HP240H		CXB1512-0000-000F0HP240G		
	90	92	M2	1380	1510	40H	CXB1512-0000-000F0UM240H	40G	CXB1512-0000-000F0UM240G		
			M4	1485	1625		CXB1512-0000-000F0UM440H		CXB1512-0000-000F0UM440G		
			N2	1590	1739		CXB1512-0000-000F0UN240H		CXB1512-0000-000F0UN240G		
3500 K	80	---	N2	1590	1739	35H	CXB1512-0000-000F0HN235H	35G	CXB1512-0000-000F0HN235G		
			N4	1710	1871		CXB1512-0000-000F0HN435H		CXB1512-0000-000F0HN435G		
			P2	1830	2002		CXB1512-0000-000F0HP235H		CXB1512-0000-000F0HP235G		
	90	92	K4	1290	1411	35H	CXB1512-0000-000F0UK435H	35G	CXB1512-0000-000F0UK435G		
			M2	1380	1510		CXB1512-0000-000F0UM235H		CXB1512-0000-000F0UM235G		
			M4	1485	1625		CXB1512-0000-000F0UM435H		CXB1512-0000-000F0UM435G		
3000 K	80	---	M4	1485	1625	30H	CXB1512-0000-000F0HM430H	30G	CXB1512-0000-000F0HM430G		
			N2	1590	1739		CXB1512-0000-000F0HN230H		CXB1512-0000-000F0HN230G		
			N4	1710	1871		CXB1512-0000-000F0HN430H		CXB1512-0000-000F0HN430G		
	90	92	K4	1290	1411	30H	CXB1512-0000-000F0UK430H	30G	CXB1512-0000-000F0UK430G		
			M2	1380	1510		CXB1512-0000-000F0UM230H		CXB1512-0000-000F0UM230G		
			M4	1485	1625		CXB1512-0000-000F0UM430H		CXB1512-0000-000F0UM430G		

- Notes
- Cree LED maintains a tolerance of ±7% on flux and power measurements, ±0.005 on chromaticity (CCx, CCy) measurements and a tolerance of ±2 on CRI measurements. See the Measurements section (page 26).
 - CXB1512 LED order codes specify only a minimum flux bin and not a maximum. Cree LED may ship reels in flux bins higher than the minimum specified by the order code without advance notice. Shipments will always adhere to the chromaticity bin restrictions specified by the order code.
- * For 80 CRI minimum LEDs, CRI R9 minimum is 0 with a ±2 tolerance. For 90 CRI minimum LEDs, CRI R9 typical is 60.
- ** Flux values @ 25 °C are calculated and for reference only.

FLUX CHARACTERISTICS, EASYWHITE® ORDER CODES AND BINS - 18 V (I_F = 700 mA, T_J = 85 °C) - CONTINUED

Nominal CCT	CRI*		Minimum Luminous Flux			2-Step		3-Step		5-Step	
	Min	Typ	Group	Flux (lm) @ 85 °C	Flux (lm) @ 25 °C**	Group	Order Code	Group	Order Code	Group	Order Code
2700 K	80	---	M4	1485	1625	27H	CXB1512-0000-000F0HM427H	27G	CXB1512-0000-000F0HM427G		
			N2	1590	1739		CXB1512-0000-000F0HN227H		CXB1512-0000-000F0HN227G		
	90	92	K2	1200	1313	27H	CXB1512-0000-000F0UK227H	27G	CXB1512-0000-000F0UK227G		
			K4	1290	1411		CXB1512-0000-000F0UK427H		CXB1512-0000-000F0UK427G		
			M2	1380	1510		CXB1512-0000-000F0UM227H		CXB1512-0000-000F0UM227G		
	2200 K	80	---	M2	1380	1510			22G	CXB1512-0000-000F0HM222G	

- Notes
- Cree LED maintains a tolerance of ±7% on flux and power measurements, ±0.005 on chromaticity (CCx, CCy) measurements and a tolerance of ±2 on CRI measurements. See the Measurements section (page 26).
 - CXB1512 LED order codes specify only a minimum flux bin and not a maximum. Cree LED may ship reels in flux bins higher than the minimum specified by the order code without advance notice. Shipments will always adhere to the chromaticity bin restrictions specified by the order code.
- * For 80 CRI minimum LEDs, CRI R9 minimum is 0 with a ±2 tolerance. For 90 CRI minimum LEDs, CRI R9 typical is 60.
- ** Flux values @ 25 °C are calculated and for reference only.

FLUX CHARACTERISTICS, PREMIUM COLOR ORDER CODES AND BINS - 18 V (I_F = 700 mA, T_J = 85 °C)

Fidelity

Nominal CCT	CRI*		Minimum Luminous Flux			Typical Luminous Flux (lm) @ 85 °C	2-Step	
	Min	Typ	Group	Flux (lm) @ 85 °C	Flux (lm) @ 25 °C**		Group	Order Code
4000 K	95	98	K4	1290	1411	1407	L5A	CXB1512-0000-000F0ZK4L5A
3500 K	95	98	K2	1200	1313	1355	35H	CXB1512-0000-000F0ZK235H
3000 K	95	98	K2	1200	1313	1303	30H	CXB1512-0000-000F0ZK230H
2700 K	95	98	J4	1120	1225	1229	27H	CXB1512-0000-000F0ZJ427H

Specialty

Nominal CCT	CRI		Minimum Luminous Flux			Typical Luminous Flux (lm) @ 85 °C	2-Step		3-Step						
	Min	Typ	Group	Flux (lm) @ 85 °C	Flux (lm) @ 25 °C**		Group	Order Code	Group	Order Code	Group	Order Code			
3100 K	90	92	K4	1290	1411	1502			31Q		CXB1512-0000-000F0UK431Q				
			M2	1380	1510						CXB1512-0000-000F0UM231Q				
3000 K	80	---	M4	1485	1625	1746	L7B	CXB1512-0000-000F0HM4L7B							
	90	92	J4	1120	1225	1502			30Q		30U		CXB1512-0000-000F0UJ430U		
			K2	1200	1313								CXB1512-0000-000F0UK230Q		CXB1512-0000-000F0UK230U
			K4	1290	1411								CXB1512-0000-000F0UK430Q		CXB1512-0000-000F0UK430U
	95	98	J4	1120	1225	1303	L7C	CXB1512-0000-000F0ZJ4L7C							

Notes

- Cree LED maintains a tolerance of ±7% on flux and power measurements, ±0.005 on chromaticity (CCx, CCy) measurements and a tolerance of ±2 on CRI measurements. See the Measurements section (page 26).
- CXB1512 LED order codes specify only a minimum flux bin and not a maximum. Cree LED may ship reels in flux bins higher than the minimum specified by the order code without advance notice. Shipments will always adhere to the chromaticity bin restrictions specified by the order code.
- * For 80 CRI minimum LEDs, CRI R9 minimum is 0 with a ±2 tolerance. For 90 CRI minimum LEDs, CRI R9 typical is 60.
- ** Flux values @ 25 °C are calculated and for reference only.

FLUX CHARACTERISTICS, EASYWHITE® ORDER CODES AND BINS - 36 V (I_F = 350 mA, T_J = 85 °C)

The following table provides order codes for XLamp CXB1512 LEDs. For a complete description of the order code nomenclature, please see the Bin and Order Code Formats section (page 23).

Nominal CCT	CRI*		Minimum Luminous Flux			2-Step		3-Step		5-Step	
	Min	Typ	Group	Flux (lm) @ 85 °C	Flux (lm) @ 25 °C**	Group	Order Code	Group	Order Code	Group	Order Code
6500 K	70	---	N4	1710	1871					65E	CXB1512-0000-000N0BN465E
			P2	1830	2002						CXB1512-0000-000N0BP265E
			P4	1965	2150						CXB1512-0000-000N0BP465E
	80	---	N2	1590	1739					65E	CXB1512-0000-000N0HN265E
			N4	1710	1871						CXB1512-0000-000N0HN465E
5700 K	70	---	N4	1710	1871					57E	CXB1512-0000-000N0BN457E
			P2	1830	2002						CXB1512-0000-000N0BP257E
			P4	1965	2150						CXB1512-0000-000N0BP457E
	80	---	N2	1590	1739					57E	CXB1512-0000-000N0HN257E
			N4	1710	1871						CXB1512-0000-000N0HN457E
5000 K	70	---	N4	1710	1871					50E	CXB1512-0000-000N0BN450E
			P2	1830	2002						CXB1512-0000-000N0BP250E
			P4	1965	2150						CXB1512-0000-000N0BP450E
	80	---	N2	1590	1739			50G	CXB1512-0000-000N0HN250G	50E	CXB1512-0000-000N0HN250E
			N4	1710	1871			CXB1512-0000-000N0HN450G	CXB1512-0000-000N0HN450E		
	90	92	M4	1485	1625			50G	CXB1512-0000-000N0UM450G		
			N2	1590	1739			CXB1512-0000-000N0UN250G			

- Notes
- Cree LED maintains a tolerance of ±7% on flux and power measurements, ±0.005 on chromaticity (CCx, CCy) measurements and a tolerance of ±2 on CRI measurements. See the Measurements section (page 26).
 - CXB1512 LED order codes specify only a minimum flux bin and not a maximum. Cree LED may ship reels in flux bins higher than the minimum specified by the order code without advance notice. Shipments will always adhere to the chromaticity bin restrictions specified by the order code.
- * For 80 CRI minimum LEDs, CRI R9 minimum is 0 with a ±2 tolerance. For 90 CRI minimum LEDs, CRI R9 typical is 60.
- ** Flux values @ 25 °C are calculated and for reference only.

FLUX CHARACTERISTICS, EASYWHITE® ORDER CODES AND BINS - 36 V (I_F = 350 mA, T_J = 85 °C) - CONTINUED

Nominal CCT	CRI*		Minimum Luminous Flux			2-Step		3-Step		5-Step	
	Min	Typ	Group	Flux (lm) @ 85 °C	Flux (lm) @ 25 °C**	Group	Order Code	Group	Order Code	Group	Order Code
4000 K	70	---	N4	1710	1871					40E	CXB1512-0000-000N0BN440E
			P2	1830	2002		CXB1512-0000-000N0BP240E				
			P4	1965	2150		CXB1512-0000-000N0BP440E				
	80	---	N2	1590	1739	40H	CXB1512-0000-000N0HN240H	40G	CXB1512-0000-000N0HN240G		
			N4	1710	1871		CXB1512-0000-000N0HN440H		CXB1512-0000-000N0HN440G		
			P2	1830	2002		CXB1512-0000-000N0HP240H		CXB1512-0000-000N0HP240G		
	90	92	M2	1380	1510	40H	CXB1512-0000-000N0UM240H	40G	CXB1512-0000-000N0UM240G		
			M4	1485	1625		CXB1512-0000-000N0UM440H		CXB1512-0000-000N0UM440G		
			N2	1590	1739		CXB1512-0000-000N0UN240H		CXB1512-0000-000N0UN240G		
3500 K	80	---	N2	1590	1739	35H	CXB1512-0000-000N0HN235H	35G	CXB1512-0000-000N0HN235G		
			N4	1710	1871		CXB1512-0000-000N0HN435H		CXB1512-0000-000N0HN435G		
			P2	1830	2002		CXB1512-0000-000N0HP235H		CXB1512-0000-000N0HP235G		
	90	92	K4	1290	1411	35H	CXB1512-0000-000N0UK435H	35G	CXB1512-0000-000N0UK435G		
			M2	1380	1510		CXB1512-0000-000N0UM235H		CXB1512-0000-000N0UM235G		
			M4	1485	1625		CXB1512-0000-000N0UM435H		CXB1512-0000-000N0UM435G		
3000 K	80	---	M4	1485	1625	30H	CXB1512-0000-000N0HM430H	30G	CXB1512-0000-000N0HM430G		
			N2	1590	1739		CXB1512-0000-000N0HN230H		CXB1512-0000-000N0HN230G		
			N4	1710	1871		CXB1512-0000-000N0HN430H		CXB1512-0000-000N0HN430G		
	90	92	K4	1290	1411	30H	CXB1512-0000-000N0UK430H	30G	CXB1512-0000-000N0UK430G		
			M2	1380	1510		CXB1512-0000-000N0UM230H		CXB1512-0000-000N0UM230G		
			M4	1485	1625		CXB1512-0000-000N0UM430H		CXB1512-0000-000N0UM430G		

- Notes**
- Cree LED maintains a tolerance of ±7% on flux and power measurements, ±0.005 on chromaticity (CCx, CCy) measurements and a tolerance of ±2 on CRI measurements. See the Measurements section (page 26).
 - CXB1512 LED order codes specify only a minimum flux bin and not a maximum. Cree LED may ship reels in flux bins higher than the minimum specified by the order code without advance notice. Shipments will always adhere to the chromaticity bin restrictions specified by the order code.
- * For 80 CRI minimum LEDs, CRI R9 minimum is 0 with a ±2 tolerance. For 90 CRI minimum LEDs, CRI R9 typical is 60.
- ** Flux values @ 25 °C are calculated and for reference only.

FLUX CHARACTERISTICS, EASYWHITE® ORDER CODES AND BINS - 36 V (I_F = 350 mA, T_J = 85 °C) - CONTINUED

Nominal CCT	CRI*		Minimum Luminous Flux			2-Step		3-Step		5-Step	
	Min	Typ	Group	Flux (lm) @ 85 °C	Flux (lm) @ 25 °C**	Group	Order Code	Group	Order Code	Group	Order Code
2700 K	80	---	M4	1485	1625	27H	CXB1512-0000-000N0HM427H	27G	CXB1512-0000-000N0HM427G		
			N2	1590	1739		CXB1512-0000-000N0HN227H		CXB1512-0000-000N0HN227G		
	90	92	K2	1200	1313	27H	CXB1512-0000-000N0UK227H	27G	CXB1512-0000-000N0UK227G		
			K4	1290	1411		CXB1512-0000-000N0UK427H		CXB1512-0000-000N0UK427G		
			M2	1380	1510		CXB1512-0000-000N0UM227H		CXB1512-0000-000N0UM227G		
	2200 K	80	---	M2	1380	1510		22G	CXB1512-0000-000N0HM222G		

- Notes
- Cree LED maintains a tolerance of ±7% on flux and power measurements, ±0.005 on chromaticity (CCx, CCy) measurements and a tolerance of ±2 on CRI measurements. See the Measurements section (page 26).
 - CXB1512 LED order codes specify only a minimum flux bin and not a maximum. Cree LED may ship reels in flux bins higher than the minimum specified by the order code without advance notice. Shipments will always adhere to the chromaticity bin restrictions specified by the order code.
 - * For 80 CRI minimum LEDs, CRI R9 minimum is 0 with a ±2 tolerance. For 90 CRI minimum LEDs, CRI R9 typical is 60.
 - ** Flux values @ 25 °C are calculated and for reference only.

FLUX CHARACTERISTICS, PREMIUM COLOR ORDER CODES AND BINS - 36 V (I_F = 350 mA, T_J = 85 °C)

Fidelity

Nominal CCT	CRI*		Minimum Luminous Flux			Typical Luminous Flux (lm) @ 85 °C	2-Step	
	Min	Typ	Group	Flux (lm) @ 85 °C	Flux (lm) @ 25 °C**		Group	Order Code
4000 K	95	98	K4	1290	1411	1407	L5A	CXB1512-0000-000N0ZK4L5A
3500 K	95	98	K2	1200	1313	1355	35H	CXB1512-0000-000N0ZK235H
3000 K	95	98	K2	1200	1313	1303	30H	CXB1512-0000-000N0ZK230H
2700 K	95	98	J4	1120	1225	1229	27H	CXB1512-0000-000N0ZJ427H

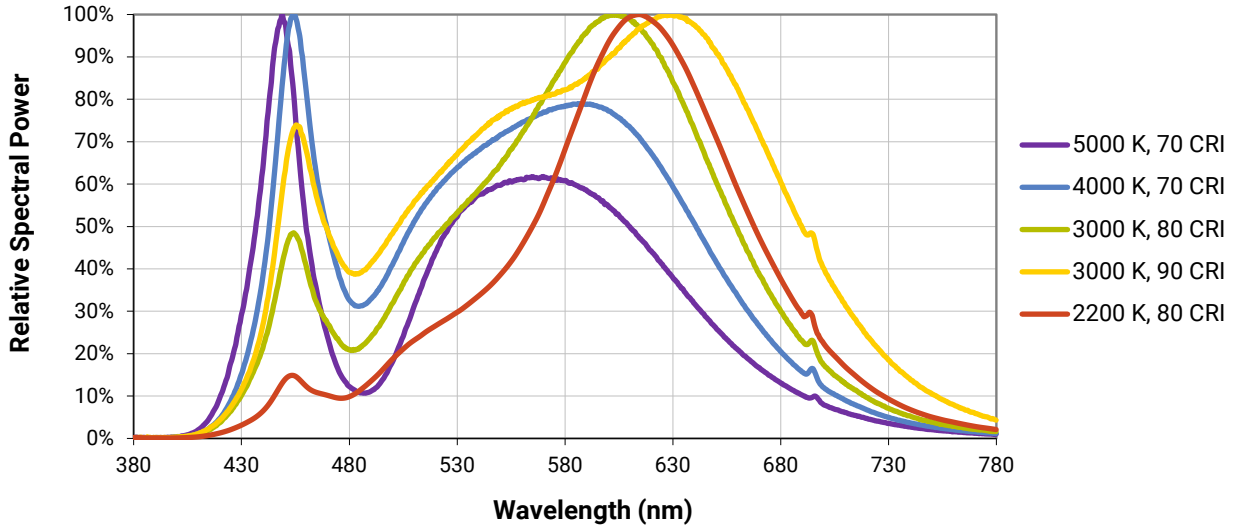
Specialty

Nominal CCT	CRI		Minimum Luminous Flux			Typical Luminous Flux (lm) @ 85 °C	2-Step		3-Step				
	Min	Typ	Group	Flux (lm) @ 85 °C	Flux (lm) @ 25 °C**		Group	Order Code	Group	Order Code	Group	Order Code	
3100 K	90	92	K4	1290	1411	1502			31Q		CXB1512-0000-000N0UK431Q		
			M2	1380	1510						CXB1512-0000-000N0UM231Q		
3000 K	80	---	M4	1485	1625	1746	L7B	CXB1512-0000-000N0HM4L7B					
			J4	1120	1225								
	90	92	K2	1200	1313	1502			30Q	CXB1512-0000-000N0UK230Q	30U	CXB1512-0000-000N0UJ430U	
			K4	1290	1411							CXB1512-0000-000N0UK430Q	CXB1512-0000-000N0UK230U
	95	98	J4	1120	1225	1303	L7C	CXB1512-0000-000N0ZJ4L7C					

- Notes**
- Cree LED maintains a tolerance of ±7% on flux and power measurements, ±0.005 on chromaticity (CCx, CCy) measurements and a tolerance of ±2 on CRI measurements. See the Measurements section (page 26).
 - CXB1512 LED order codes specify only a minimum flux bin and not a maximum. Cree LED may ship reels in flux bins higher than the minimum specified by the order code without advance notice. Shipments will always adhere to the chromaticity bin restrictions specified by the order code.
 - * For 80 CRI minimum LEDs, CRI R9 minimum is 0 with a ±2 tolerance. For 90 CRI minimum LEDs, CRI R9 typical is 60.
 - ** Flux values @ 25 °C are calculated and for reference only.

RELATIVE SPECTRAL POWER DISTRIBUTION, EASYWHITE®

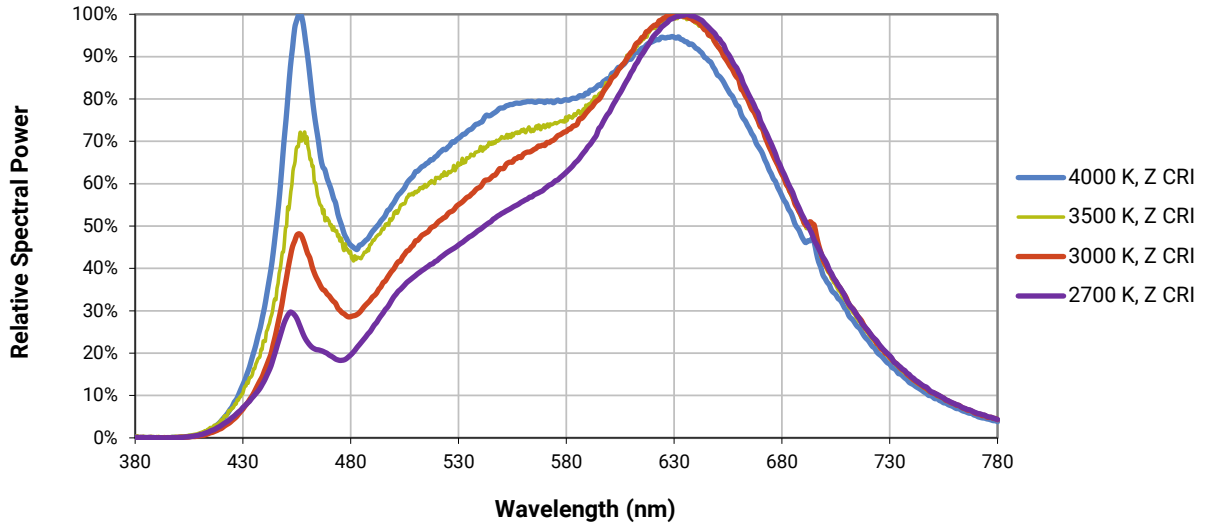
The following graphs are the result of a series of pulsed measurements at 700 mA for the 18-V CXB1512 LED and 350 mA for the 36-V CXB1512 LED and $T_j = 85^\circ\text{C}$.



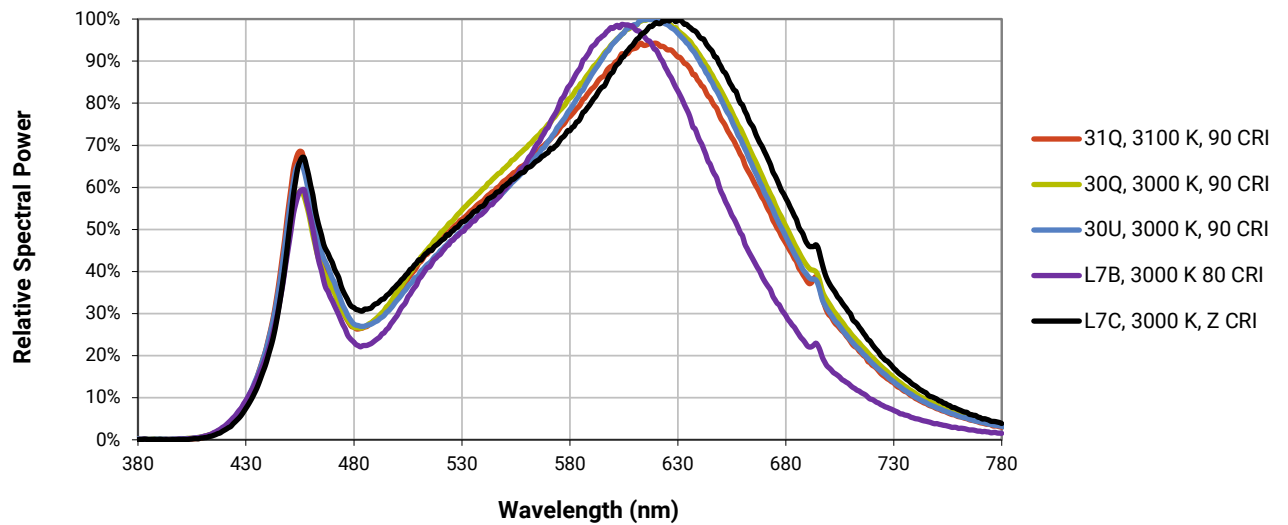
RELATIVE SPECTRAL POWER DISTRIBUTION, PREMIUM COLOR

The following graphs are the result of a series of pulsed measurements at 700 mA for the 18-V CXB1512 LED and 350 mA for the 36-V CXB1512 LED and $T_j = 85^\circ\text{C}$

Fidelity

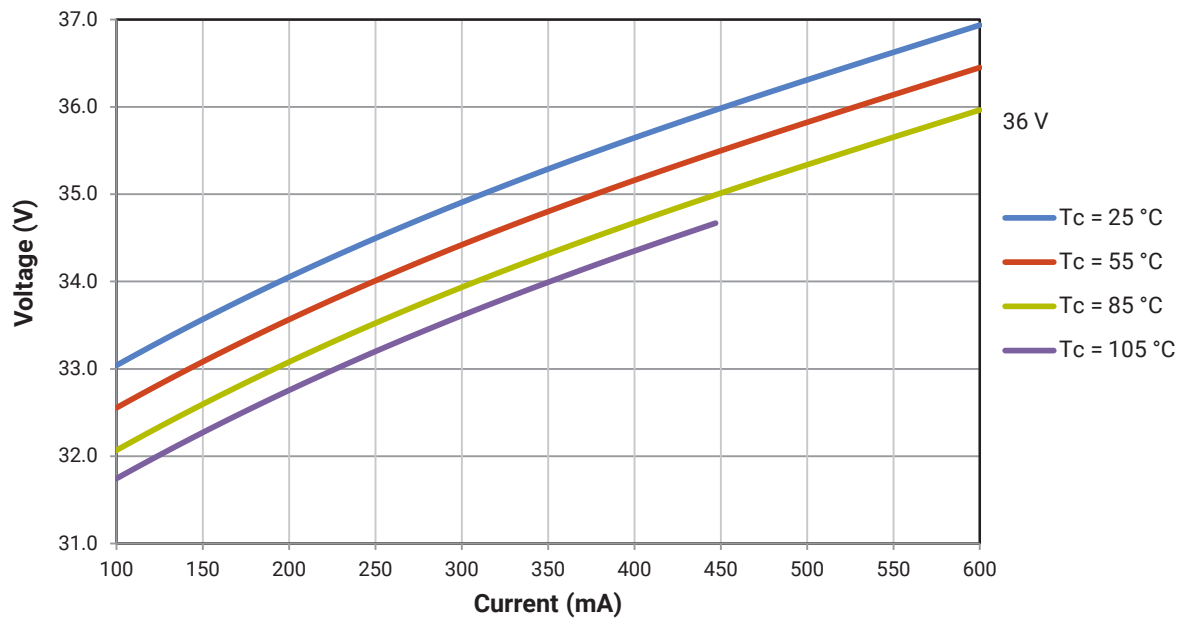
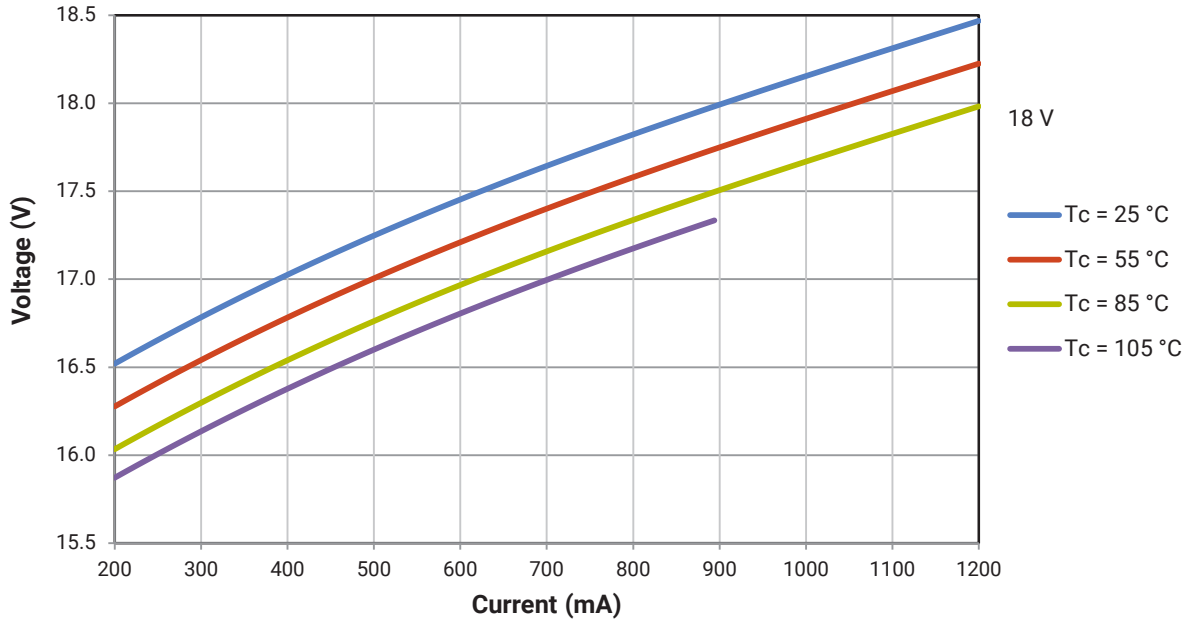


Specialty



ELECTRICAL CHARACTERISTICS

The following graphs are the result of a series of steady-state measurements.

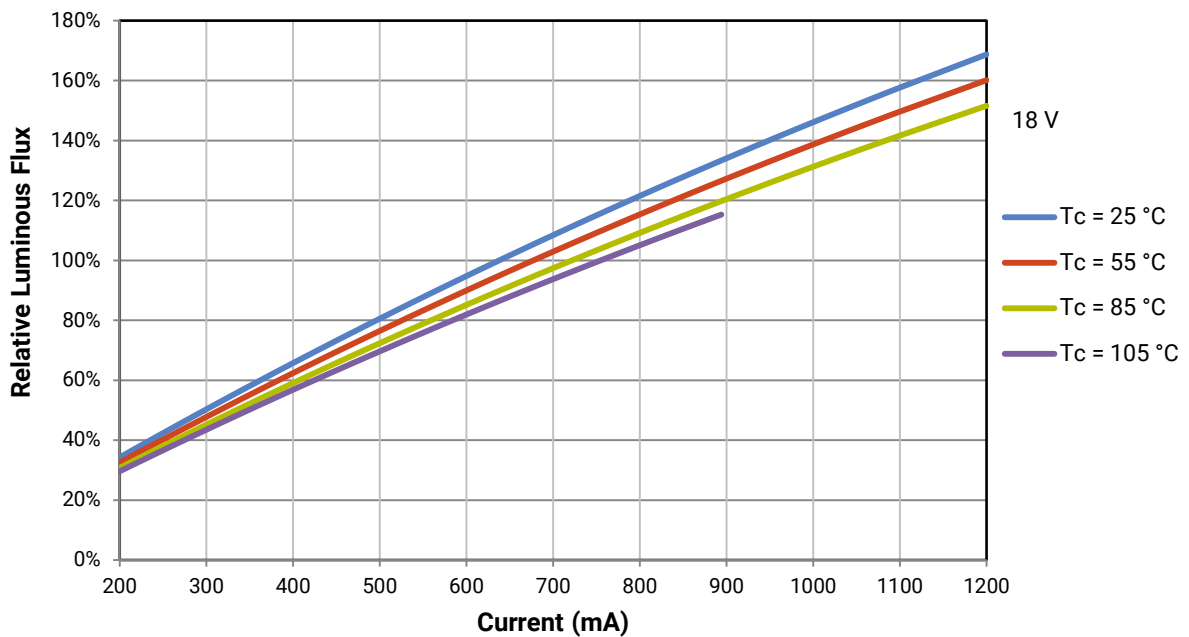


RELATIVE LUMINOUS FLUX

The relative luminous flux values provided below are the ratio of:

- Measurements of CXB1512 at steady-state operation at the given conditions, divided by
- Flux measured during binning, which is a pulsed measurement at 700 mA at $T_j = 85^\circ\text{C}$ for the 18-V CXB1512 LED.

Using the 18-V CXB1512 LED as an example, at steady-state operation of $T_c = 25^\circ\text{C}$, $I_f = 800\text{ mA}$, the relative luminous flux ratio is 120% in the chart below. A CXB1512 LED that measures 1290 lm during binning will deliver 1548 lm (1290×1.2) at steady-state operation of $T_c = 25^\circ\text{C}$, $I_f = 800\text{ mA}$.

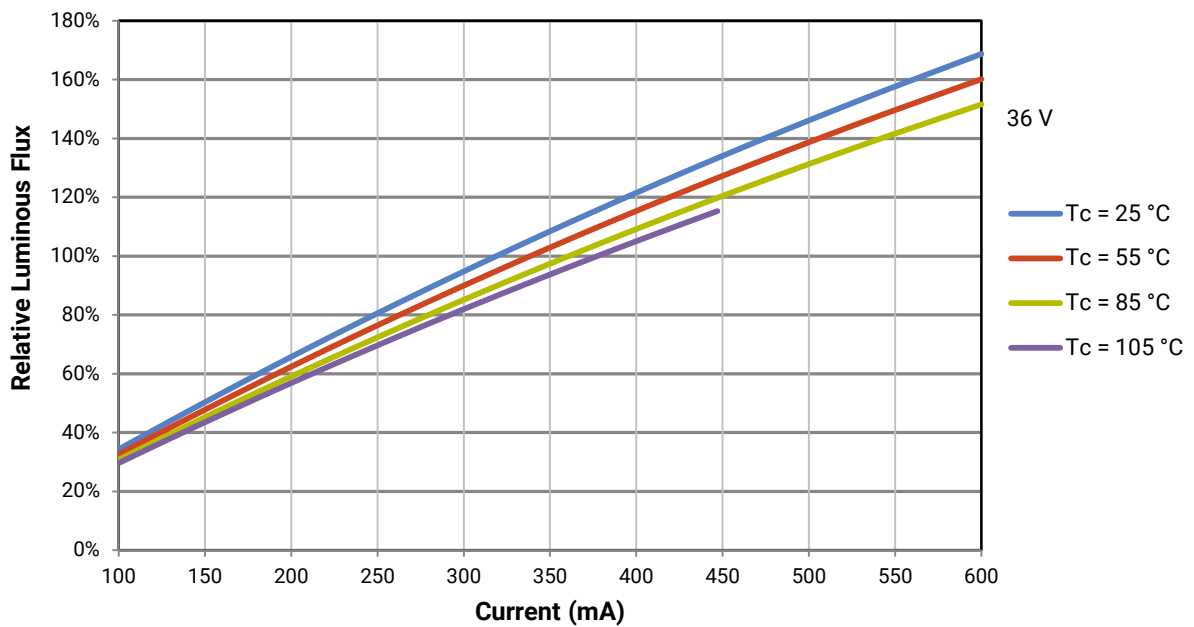


RELATIVE LUMINOUS FLUX - CONTINUED

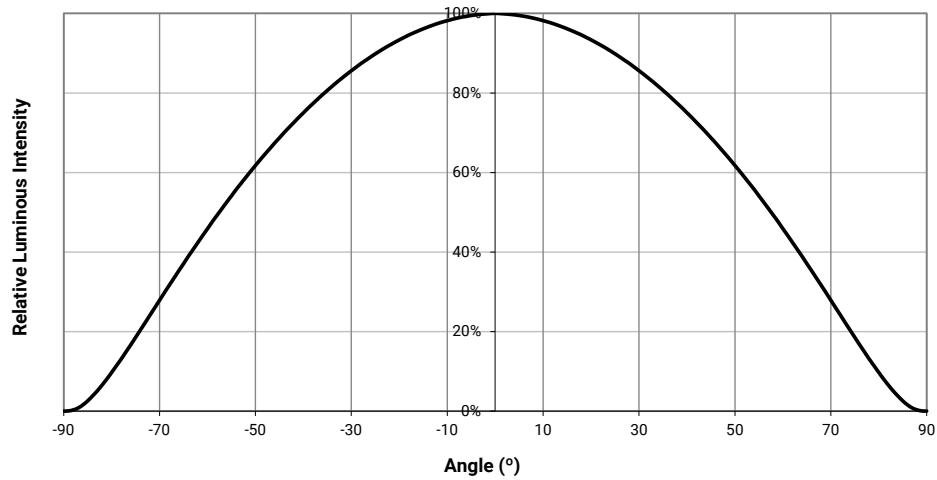
The relative luminous flux values provided below are the ratio of:

- Measurements of CXB1512 at steady-state operation at the given conditions, divided by
- Flux measured during binning, which is a pulsed measurement at 350 mA at $T_j = 85^\circ\text{C}$ for the 36-V CXB1512 LED.

Using the 36-V CXB1512 LED as an example, at steady-state operation of $T_c = 25^\circ\text{C}$, $I_f = 400\text{ mA}$, the relative luminous flux ratio is 120% in the chart below. A CXB1512 LED that measures 1290 lm during binning will deliver 1548 lm (1290×1.2) at steady-state operation of $T_c = 25^\circ\text{C}$, $I_f = 400\text{ mA}$.



TYPICAL SPATIAL DISTRIBUTION

PERFORMANCE GROUPS - BRIGHTNESS (18 V, $I_f = 700$ mA; 36 V, $I_f = 350$ mA, $T_j = 85$ °C)

XLamp CXB1512 LEDs are tested for luminous flux and placed into one of the following bins.

Group Code	Minimum Luminous Flux	Maximum Luminous Flux
J4	1120	1200
K2	1200	1290
K4	1290	1380
M2	1380	1485
M4	1485	1590
N2	1590	1710
N4	1710	1830
P2	1830	1965
P4	1965	2100
Q2	2100	2260

EASYWHITE® PERFORMANCE GROUPS - CHROMATICITY (T_J = 85 °C)

XLamp CXB1512 LEDs are tested for chromaticity and placed into one of the regions defined by the following bounding coordinates.

EasyWhite Color Temperatures – 2-Step			
Code	CCT	x	y
40H	4000 K	0.3777	0.3739
		0.3797	0.3816
		0.3861	0.3855
		0.3838	0.3777
35H	3500 K	0.4022	0.3858
		0.4053	0.3942
		0.4125	0.3977
		0.4091	0.3891
30H	3000 K	0.4287	0.3975
		0.4328	0.4064
		0.4390	0.4086
		0.4347	0.3996
27H	2700 K	0.4524	0.4048
		0.4574	0.4140
		0.4633	0.4154
		0.4581	0.4062

EasyWhite Color Temperatures – 3-Step Ellipse						
Bin Code	CCT	Center Point		Major Axis	Minor Axis	Rotation Angle (°)
		x	y	a	b	
50G	5000 K	0.3447	0.3553	0.00840	0.00312	65.0
40G	4000 K	0.3818	0.3797	0.00939	0.00402	53.7
35G	3500 K	0.4073	0.3917	0.00927	0.00414	54.0
30G	3000 K	0.4338	0.4030	0.00834	0.00408	53.2
27G	2700 K	0.4577	0.4099	0.00834	0.00420	48.5
22G	2200 K	0.5066	0.4158	0.00980	0.00480	45.5

EasyWhite Color Temperatures – 5-Step Ellipse						
Bin Code	CCT	Center Point		Major Axis	Minor Axis	Rotation Angle (°)
		x	y	a	b	
65E	6500 K	0.3123	0.3282	0.01110	0.00550	61.0
57E	5700 K	0.3287	0.3417	0.01230	0.00600	72.0
50E	5000 K	0.3447	0.3553	0.01400	0.00520	65.0
40E	4000 K	0.3818	0.3797	0.01565	0.00670	53.7

PREMIUM COLOR PERFORMANCE GROUPS - CHROMATICITY ($T_j = 85\text{ }^\circ\text{C}$)

XLamp CXB1512 LEDs are tested for chromaticity and placed into one of the regions defined by the following bounding coordinates.

Fidelity

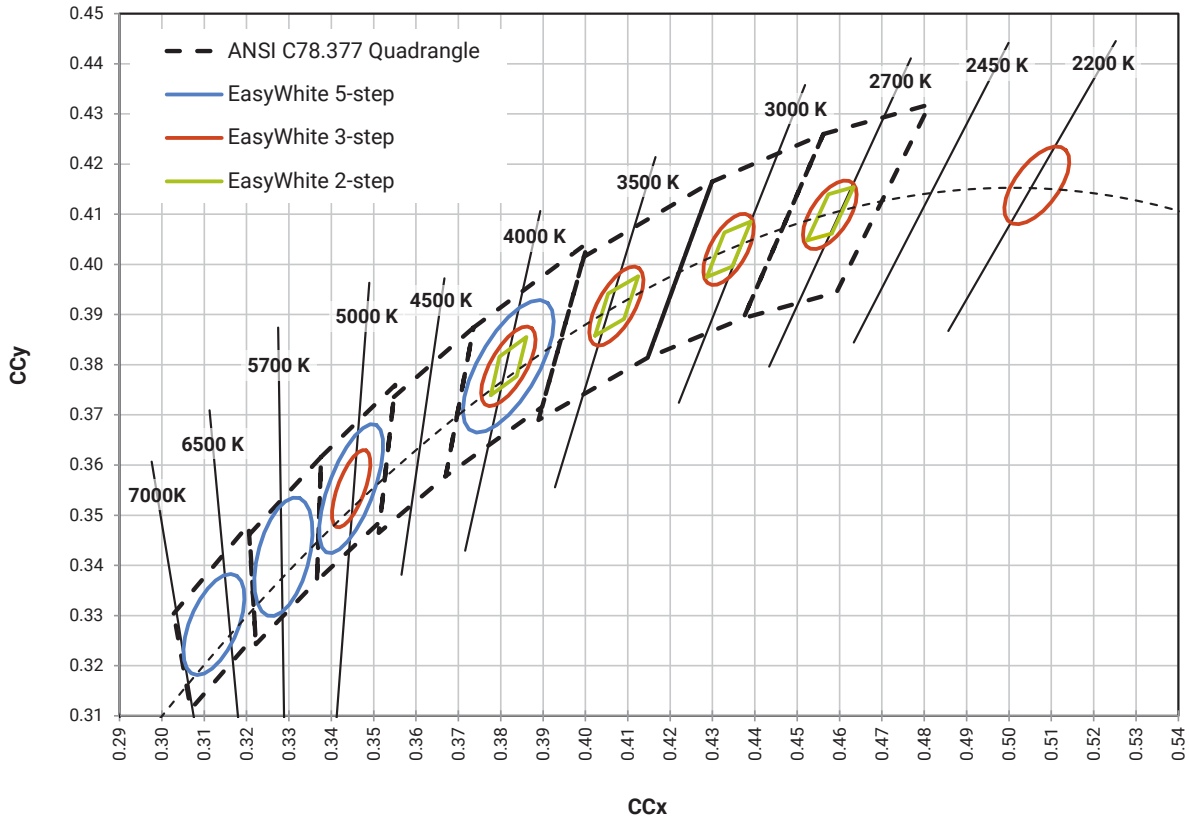
EasyWhite Color Temperatures – 2-Step			
Code	CCT	x	y
L5A	4000 K	0.3764	0.3711
		0.3784	0.3787
		0.3847	0.3826
		0.3825	0.3748
35H	3500 K	0.4022	0.3858
		0.4053	0.3942
		0.4125	0.3977
		0.4091	0.3891
30H	3000 K	0.4287	0.3975
		0.4328	0.4064
		0.4390	0.4086
		0.4347	0.3996
27H	2700 K	0.4524	0.4048
		0.4574	0.4140
		0.4633	0.4154
		0.4581	0.4062

Specialty

EasyWhite Color Temperatures – 2-Step			
Code	CCT	x	y
L7B	3000 K	0.4263	0.3848
		0.4296	0.3916
		0.4361	0.3938
		0.4326	0.3868
L7C	3000 K	0.4192	0.3754
		0.4224	0.3823
		0.4291	0.3847
		0.4257	0.3777

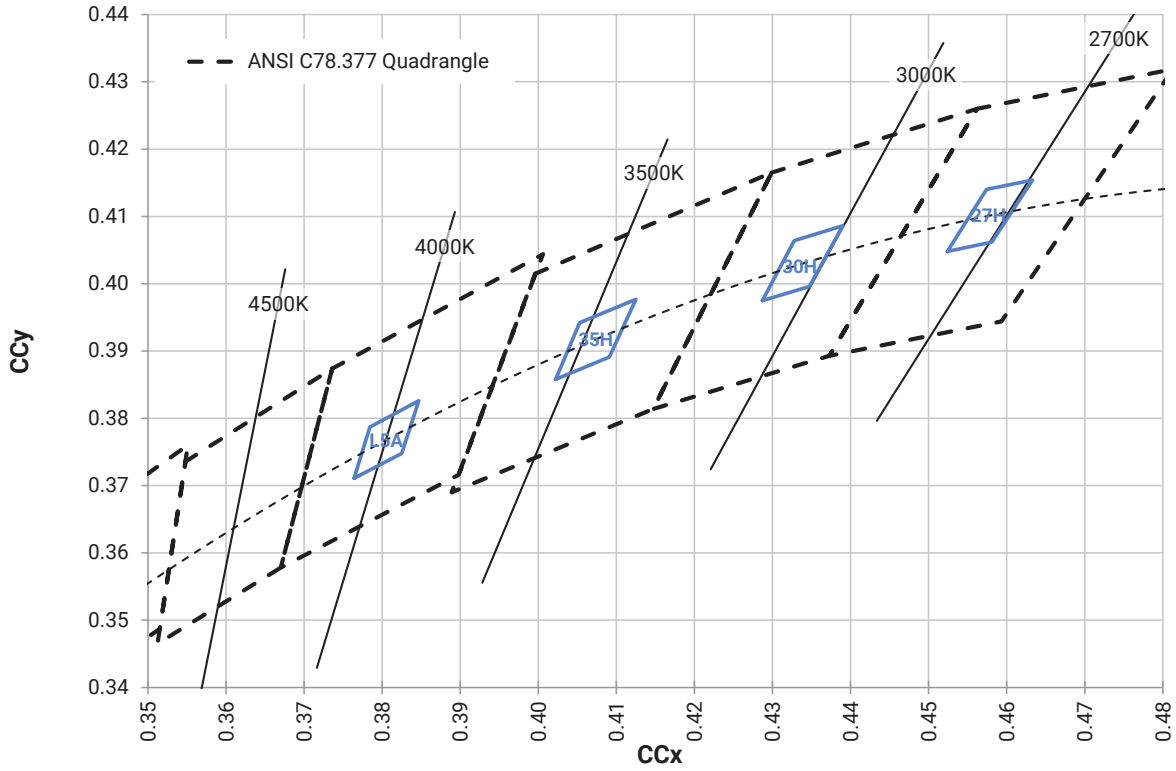
EasyWhite Color Temperatures – 3-Step Ellipse						
Bin Code	CCT	Center Point		Major Axis	Minor Axis	Rotation Angle (°)
		x	y	a	b	
31Q	3100 K	0.4236	0.3888	0.00848	0.00455	50.3
30Q	3000 K	0.4305	0.3935	0.00834	0.00408	53.2
30U	3000 K	0.4274	0.3837	0.00834	0.00408	53.2

EASYWHITE® BINS PLOTTED ON THE 1931 CIE COLOR SPACE ($T_j = 85^\circ\text{C}$)



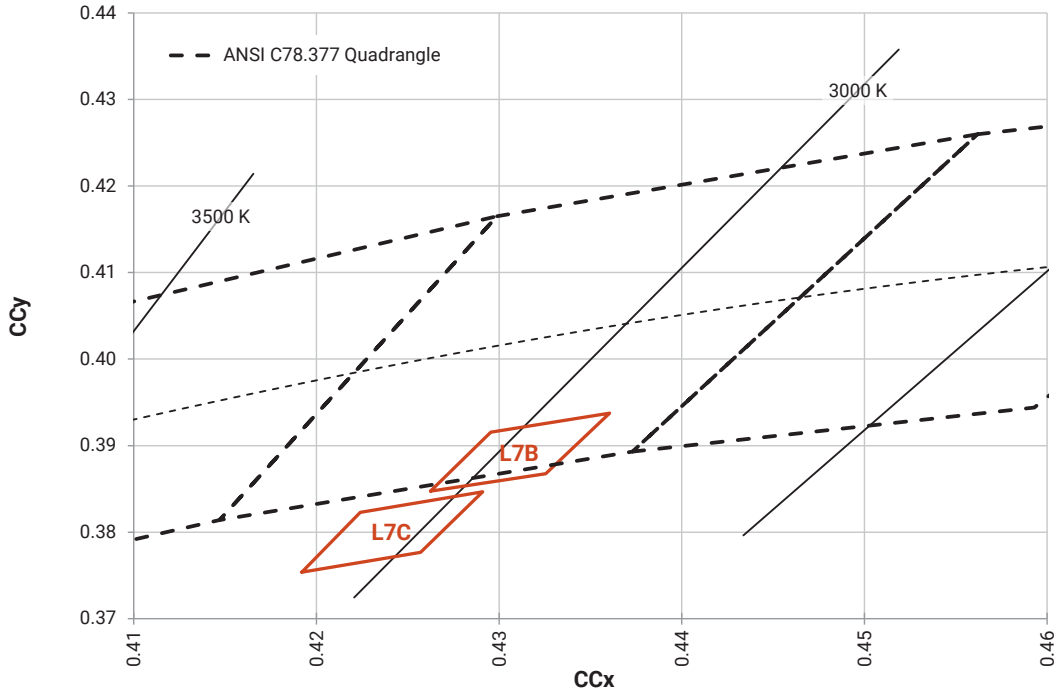
PREMIUM COLOR BINS PLOTTED ON THE 1931 CIE COLOR SPACE ($T_j = 85\text{ }^\circ\text{C}$)

Fidelity (2-step)

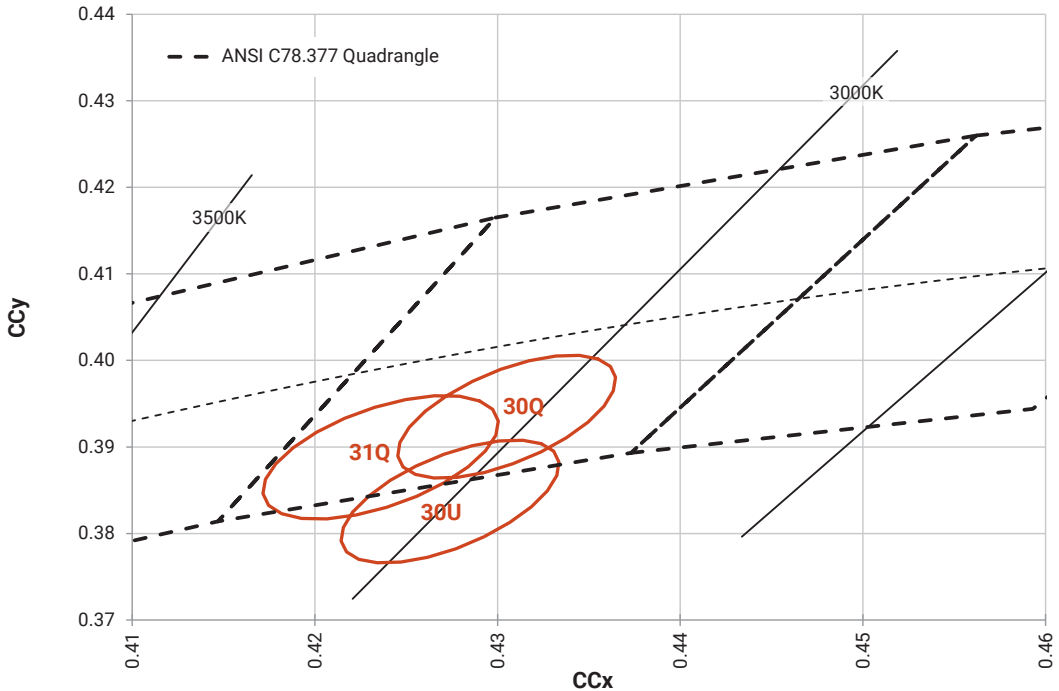


PREMIUM COLOR BINS PLOTTED ON THE 1931 CIE COLOR SPACE ($T_j = 85\text{ }^\circ\text{C}$) - CONTINUED

Speciality (2-step)

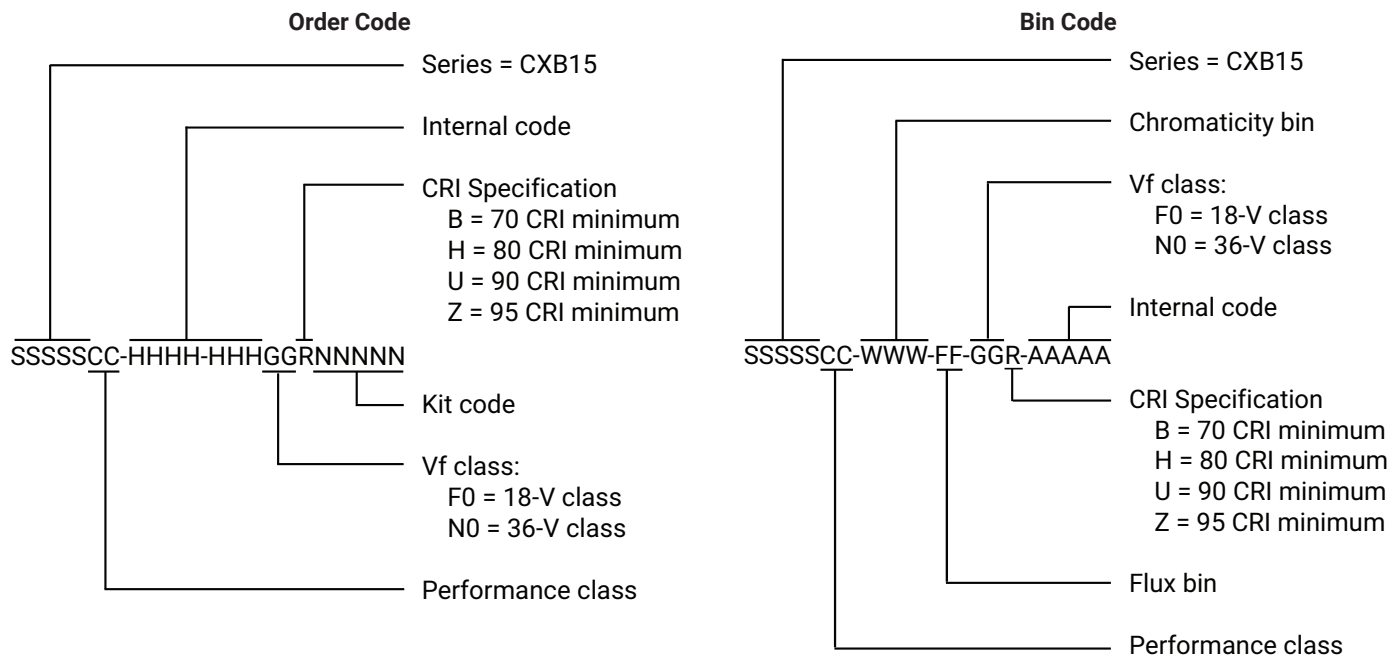


Speciality (3-step)



BIN AND ORDER CODE FORMATS

Bin codes and order codes are configured as follows:

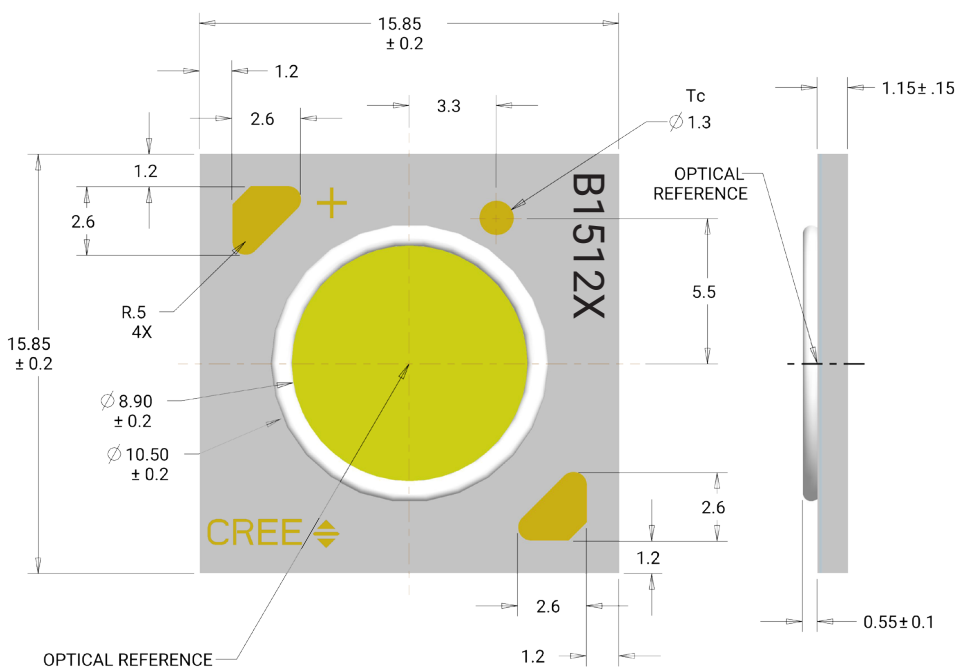


MECHANICAL DIMENSIONS

Dimensions are in mm.
 Tolerances unless otherwise specified: ± 0.13
 $x^\circ \pm 1^\circ$

Meaning of B1512X

B1512F = 18-V CXB1512
 B1512N = 36-V CXB1512



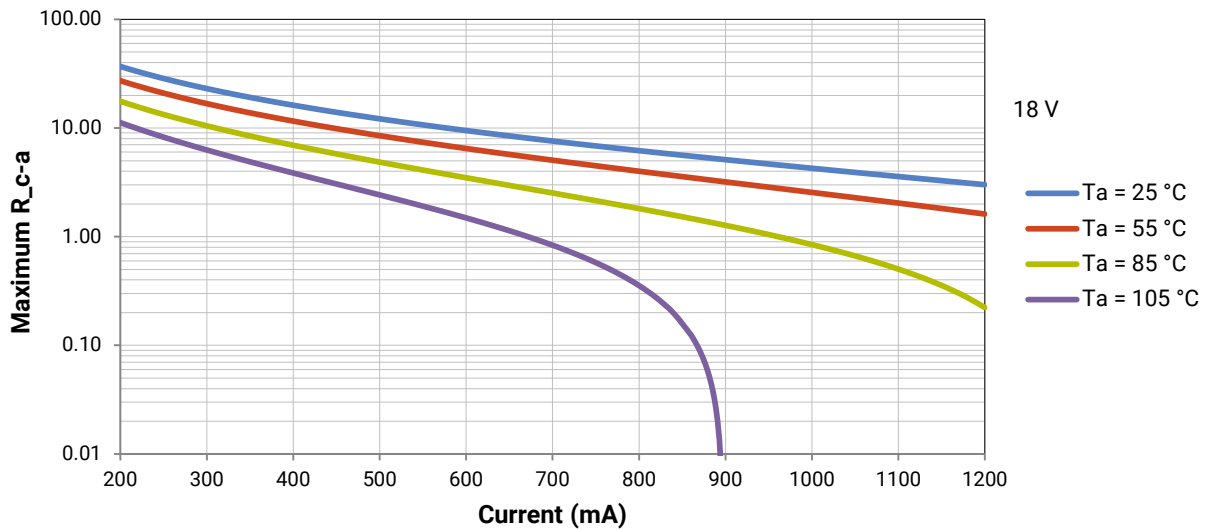
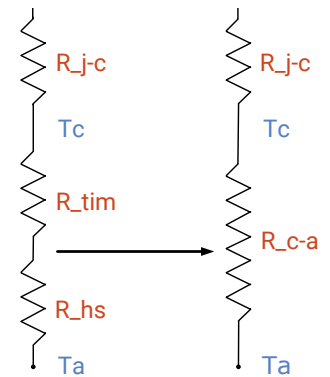
THERMAL DESIGN

The CXB family of LED arrays can include over a hundred different LED die inside one package, and thus over a hundred different junction temperatures (T_j). Cree LED has intentionally removed junction-temperature-based operating limits and replaced the commonplace maximum T_j calculations with maximum ratings based on forward current (I_f) and case temperature (T_c). No additional calculations are required to ensure that the CXB LED is being operated within its designed limits. LES temperature measurement provides additional verification of good thermal design. Please refer to page 3 for the Operating Limit specifications.

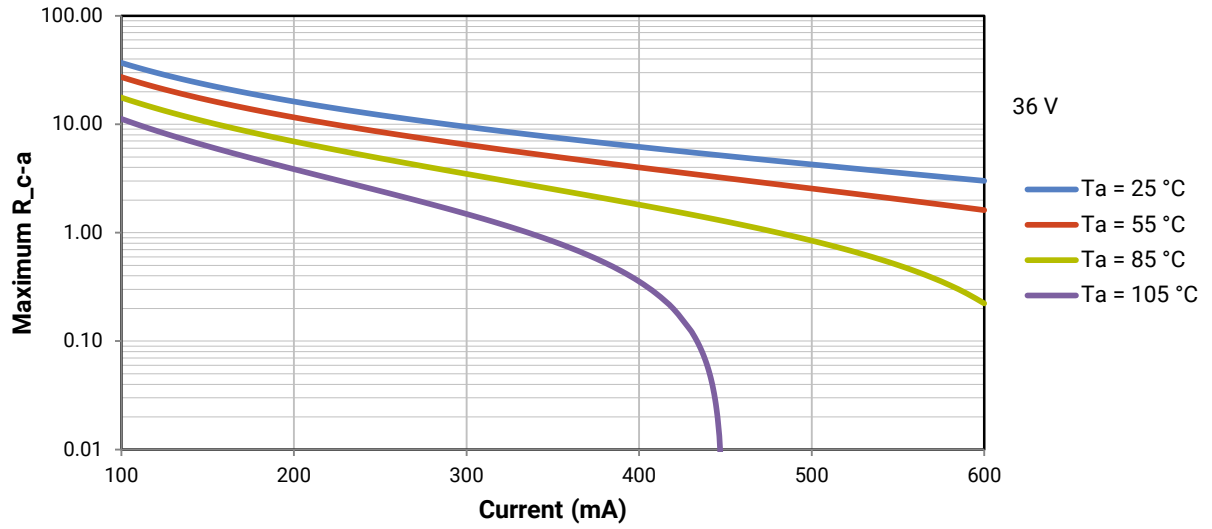
There is no need to calculate for T_j inside the package, as the thermal management design process, specifically from T_{sp} to ambient (T_a), remains identical to any other LED component. For more information on thermal management of XLamp LEDs, please refer to the [Thermal Management application note](#). For CXB soldering recommendations and more information on thermal interface materials (TIM), LES temperature measurement, and connection methods, please refer to the [XLamp CX Family LEDs soldering and handling document](#). The [CX Family LED Design Guide](#) provides basic information on the requirements to use XLamp CXB LEDs successfully in luminaire designs.

To keep the CXB1512 LED at or below the maximum rated T_c , the case to ambient temperature thermal resistance (R_{c-a}) must be at or below the maximum R_{c-a} value shown on the following graphs, depending on the operating environment. The y-axis in the graphs is a base 10 logarithmic scale.

As the figure at right shows, the R_{c-a} value is the sum of the thermal resistance of the TIM (R_{tim}) plus the thermal resistance of the heat sink (R_{hs}).



THERMAL DESIGN - CONTINUED



NOTES

Measurements

The luminous flux, radiant power, chromaticity, forward voltage and CRI measurements in this document are binning specifications only and solely represent product measurements as of the date of shipment. These measurements will change over time based on a number of factors that are not within Cree LED's control and are not intended or provided as operational specifications for the products. Calculated values are provided for informational purposes only and are not intended or provided as specifications.

Pre-Release Qualification Testing

Please read the [LED Reliability Overview](#) for details of the qualification process Cree LED applies to ensure long-term reliability for XLamp LEDs and details of Cree LED's pre-release qualification testing for XLamp LEDs.

Lumen Maintenance

Cree LED now uses standardized IES LM-80-08 and TM-21-11 methods for collecting long-term data and extrapolating LED lumen maintenance. For information on the specific LM-80 data sets available for this LED, refer to the public [LM-80 results document](#).

Please read the [Long-Term Lumen Maintenance application note](#) for more details on Cree LED's lumen maintenance testing and forecasting. Please read the [Thermal Management application note](#) for details on how thermal design, ambient temperature, and drive current affect the LED junction temperature.

RoHS Compliance

The levels of RoHS restricted materials in this product are below the maximum concentration values (also referred to as the threshold limits) permitted for such substances, or are used in an exempted application, in accordance with EU Directive 2011/65/EC (RoHS2), as implemented January 2, 2013. RoHS Declarations for this product can be obtained from your Cree LED representative or from the [Product Ecology](#) section of the Cree LED website.

REACH Compliance

REACH substances of very high concern (SVHCs) information is available for this product. Since the European Chemical Agency (ECHA) has published notice of their intent to frequently revise the SVHC listing for the foreseeable future, please contact a Cree LED representative to insure you get the most up-to-date REACH Declaration. REACH banned substance information (REACH Article 67) is also available upon request.

UL® Recognized Component

This product meets the requirements to be considered a UL Recognized Component with Level 4 enclosure consideration. The LED package or a portion thereof has been investigated as a fire and electrical enclosure per ANSI/UL 8750.


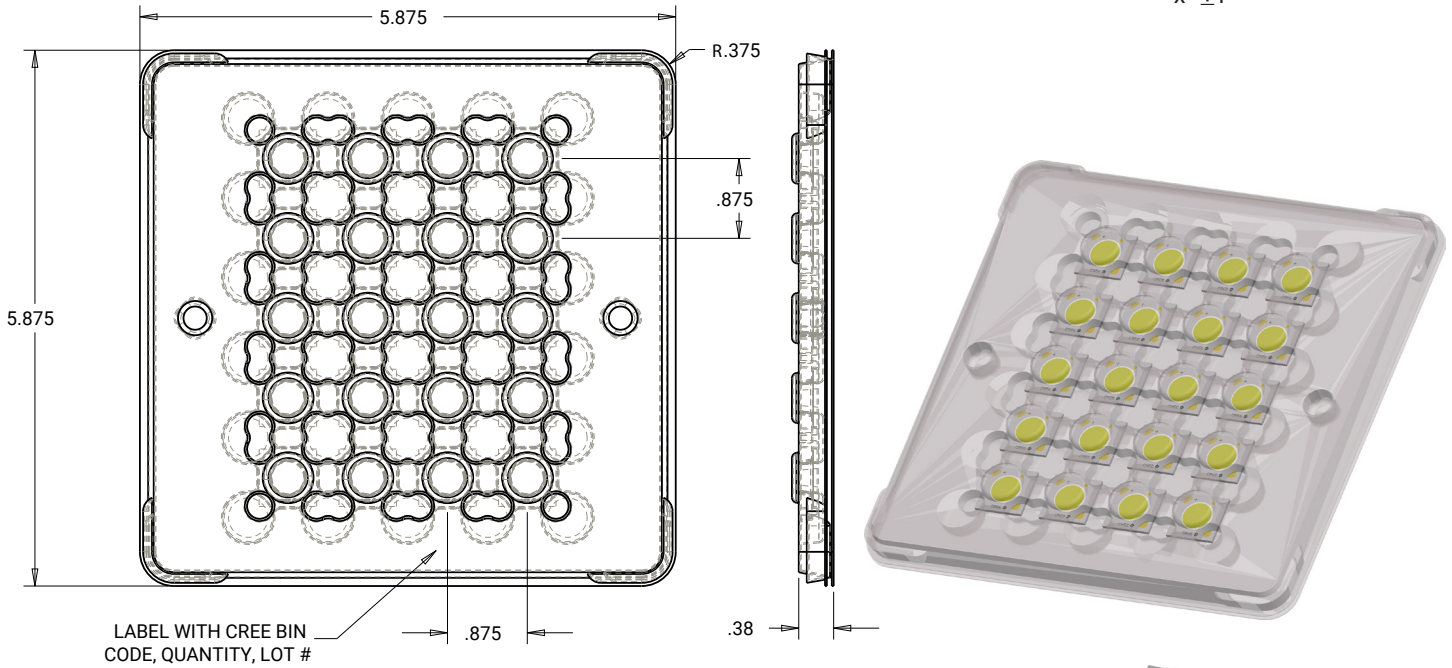
Vision Advisory

WARNING: Do not look at an exposed lamp in operation. Eye injury can result. For more information about LEDs and eye safety, please refer to the [LED Eye Safety application note](#).

PACKAGING

CXB1512 LEDs are packaged in trays of 20. Five trays are sealed in an anti-static bag and placed inside a carton, for a total of 100 LEDs per carton. Each carton contains 100 LEDs from the same performance bin.

Dimensions are in inches.
Tolerances: $\pm .13$
 $x^\circ \pm 1^\circ$



PATENT LABEL IS LOCATED ON UNDERSIDE OF CARTON

