

1. Scope

The present specifications shall apply to an SJPL-H6.

2. Outline

Type	Silicon Diode
Structure	Resin Molded
Applications	High Frequency Rectification

3. Flammability

UL94V-0(Equivalent)

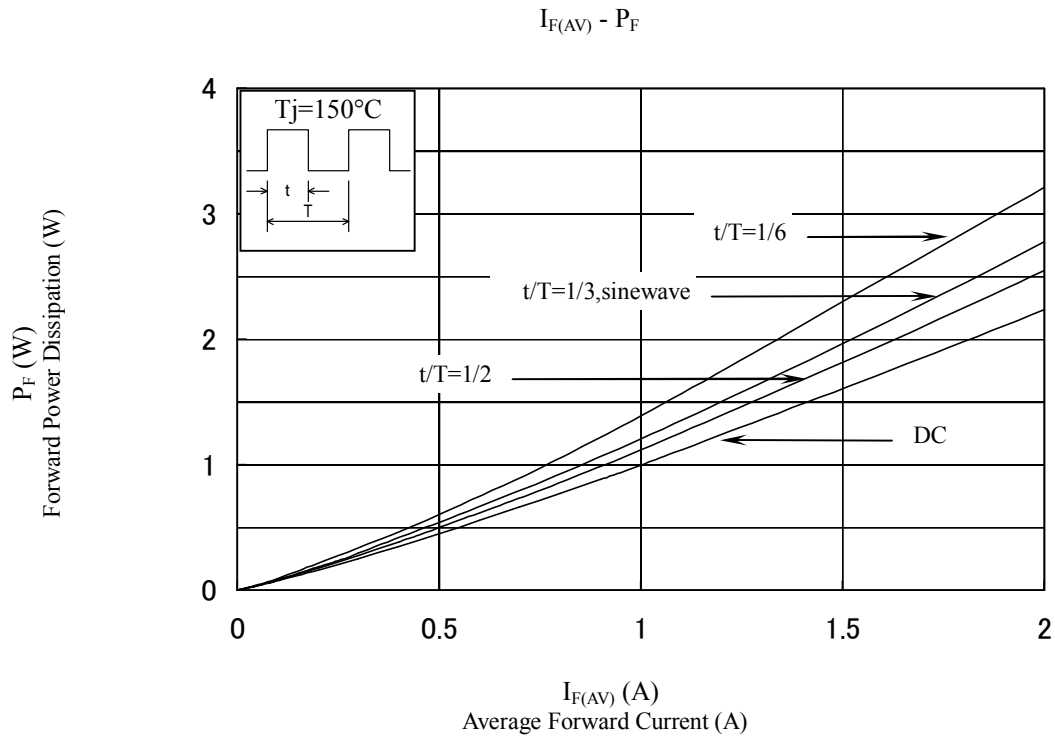
4. Absolute maximum ratings

No.	Item	Symbol	Unit	Rating	Conditions
1	Transient Peak Reverse Voltage	V_{RSM}	V	600	
2	Peak Reverse Voltage	V_{RM}	V	600	
3	Average Forward Current	$I_{F(AV)}$	A	2.0	Refer to Derating of 7
4	Peak Surge Forward Current	I_{FSM}	A	30	10msec. Half sinewave, one shot
5	I^2t Limiting Value	I^2t	A^2s	4.5	$1msec \leq t \leq 10msec$
6	Junction Temperature	T_j	$^{\circ}C$	-40 ~ +150	
7	Storage Temperature	T_{stg}	$^{\circ}C$	-40 ~ +150	

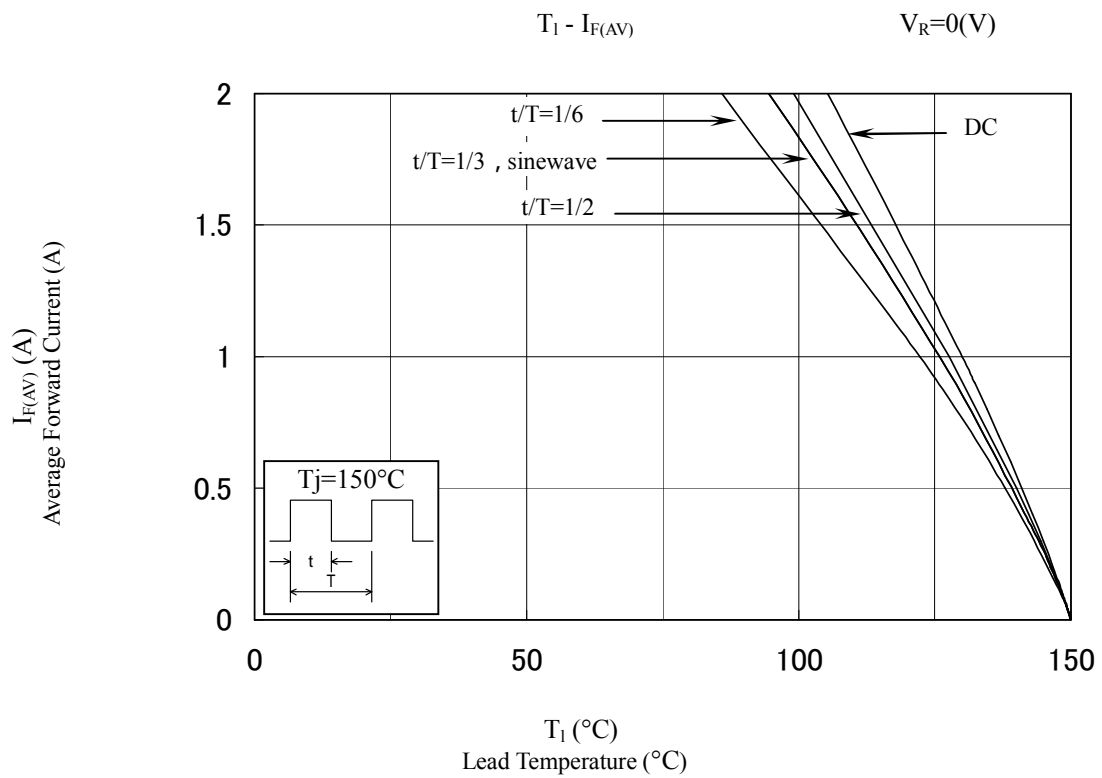
5. Electrical characteristics ($T_a=25^{\circ}C$, unless otherwise specified)

No.	Item	Symbol	Unit	Value	Conditions
1	Forward Voltage Drop	V_F	V	1.5 max.	$I_F=2.0A$
2	Reverse Leakage Current	I_R	μA	50 max.	$V_R=V_{RM}$
3	Reverse Leakage Current Under High Temperature	$H \cdot I_R$	μA	100 max.	$V_R=V_{RM}, T_j=150^{\circ}C$
4	Reverse Recovery Time	t_{rr1}	ns	50 max.	$I_F=I_{RP}=100mA$ 75% Recovery point, $T_j=25^{\circ}C$
		t_{rr2}	ns	35 max.	$I_F=100mA, I_{RP}=200mA$ 75% Recovery point, $T_j=25^{\circ}C$
5	Thermal Resistance	$R_{th(j-l)}$	$^{\circ}C/W$	20 max.	Between Junction and lead

6. Characteristics

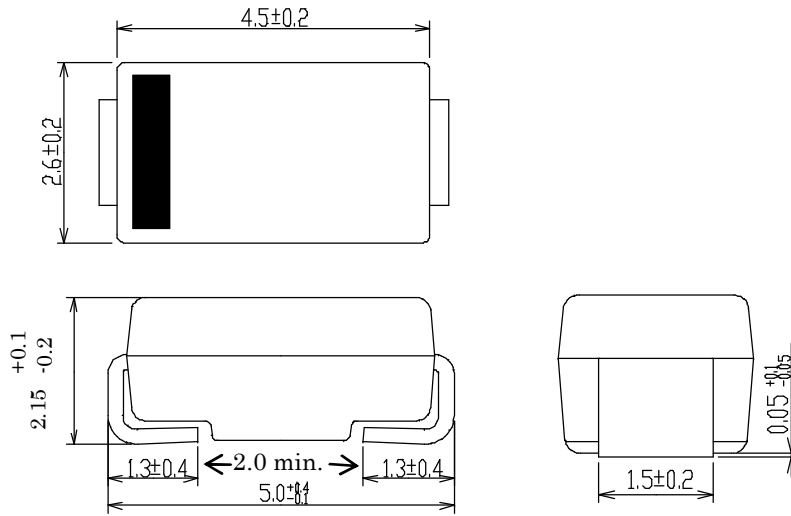


7. Derating



8 Package information

8-1 Package type, physical dimensions and material



Dimensions in mm

8-2 Appearance

The body shall be clean and shall not bear any stain, rust or flaw.

8-3 Marking

Polarity marking (Cathode band)

Type number

SJPL-H6 as abbreviated of LH6

Lot number

Example) 7205

7: Last number of Year

2: Month from 1 to 9 for Jan. to Sep.

O for Oct. , N for Nov. , D for Dec.

14: Day

