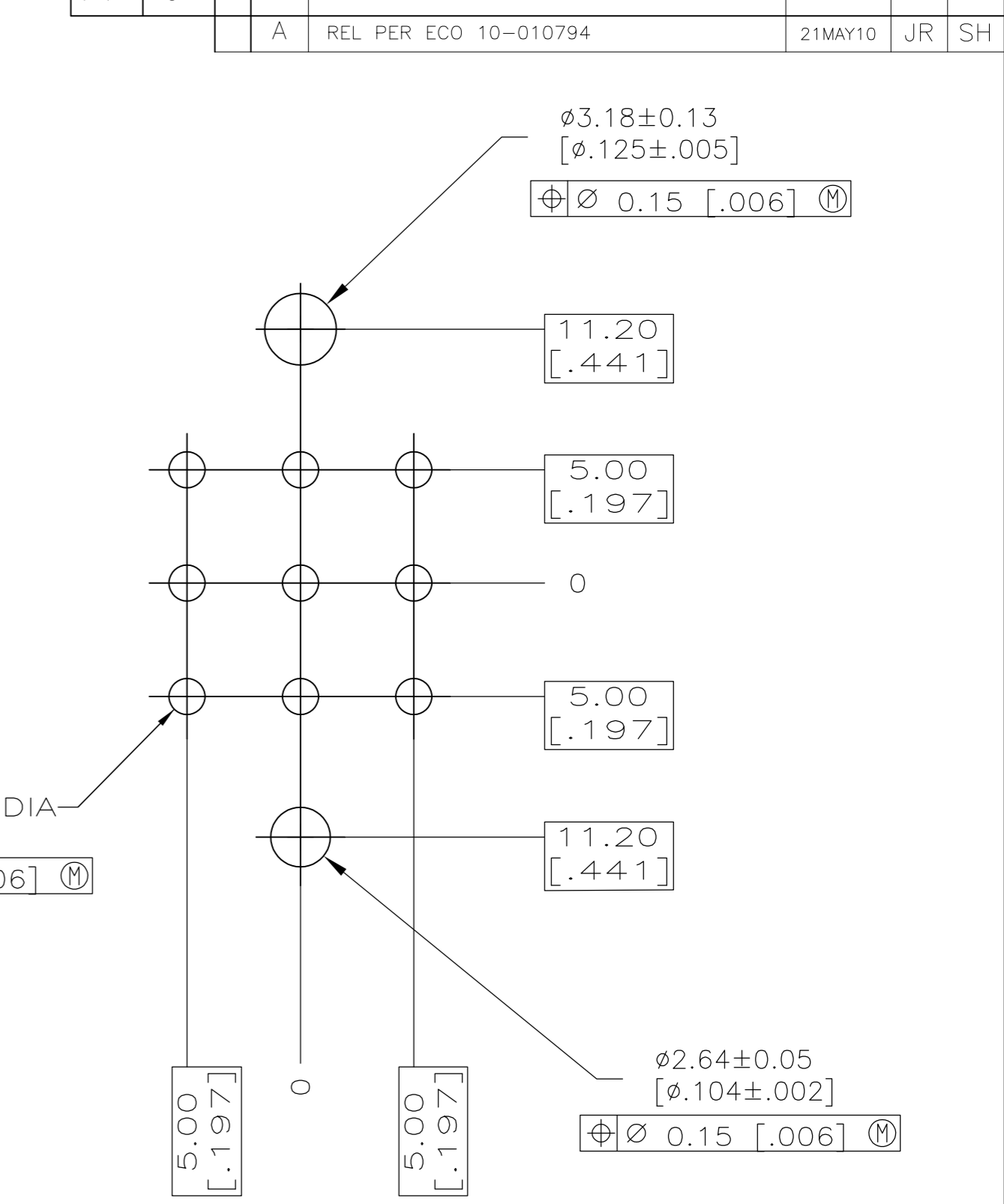
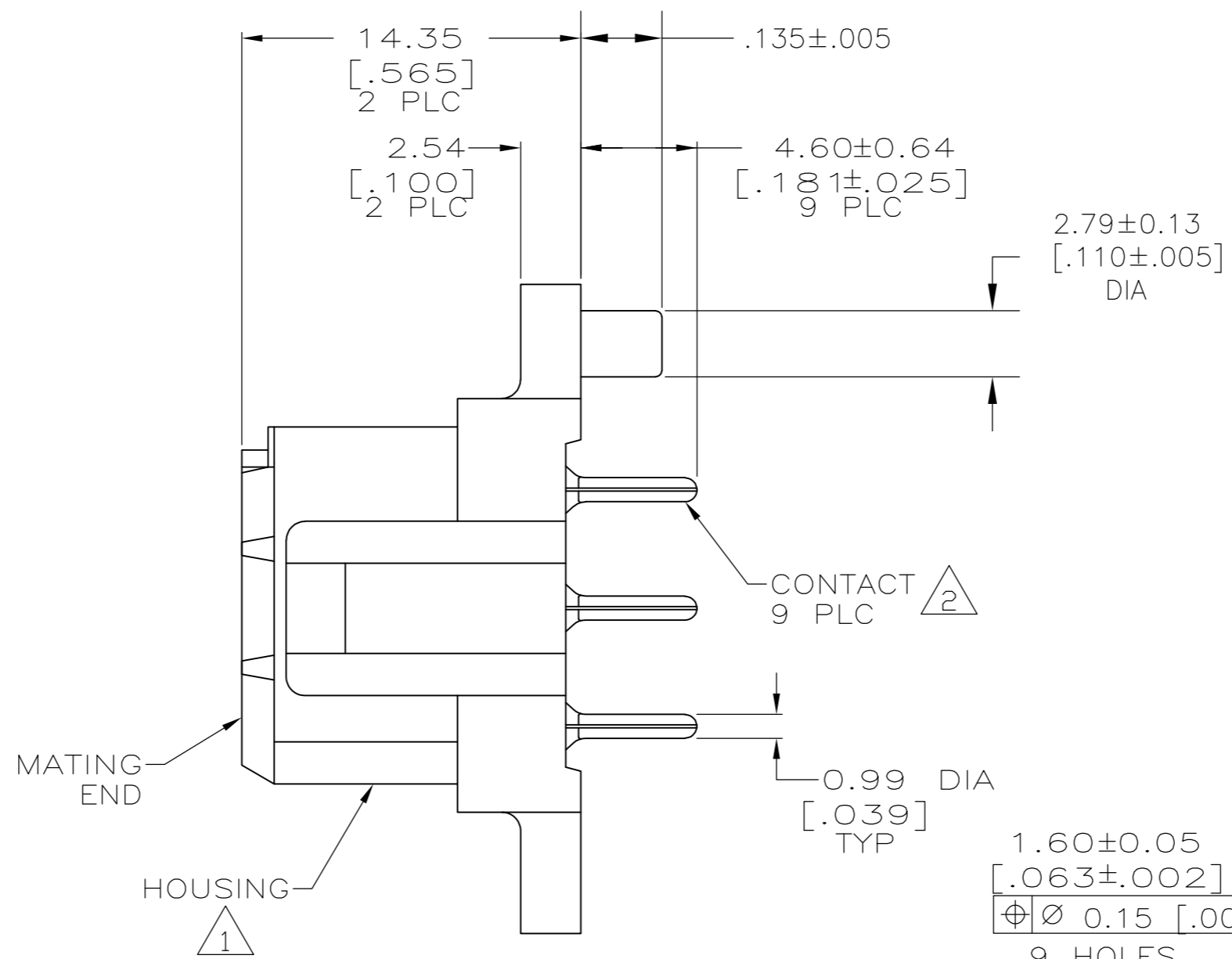
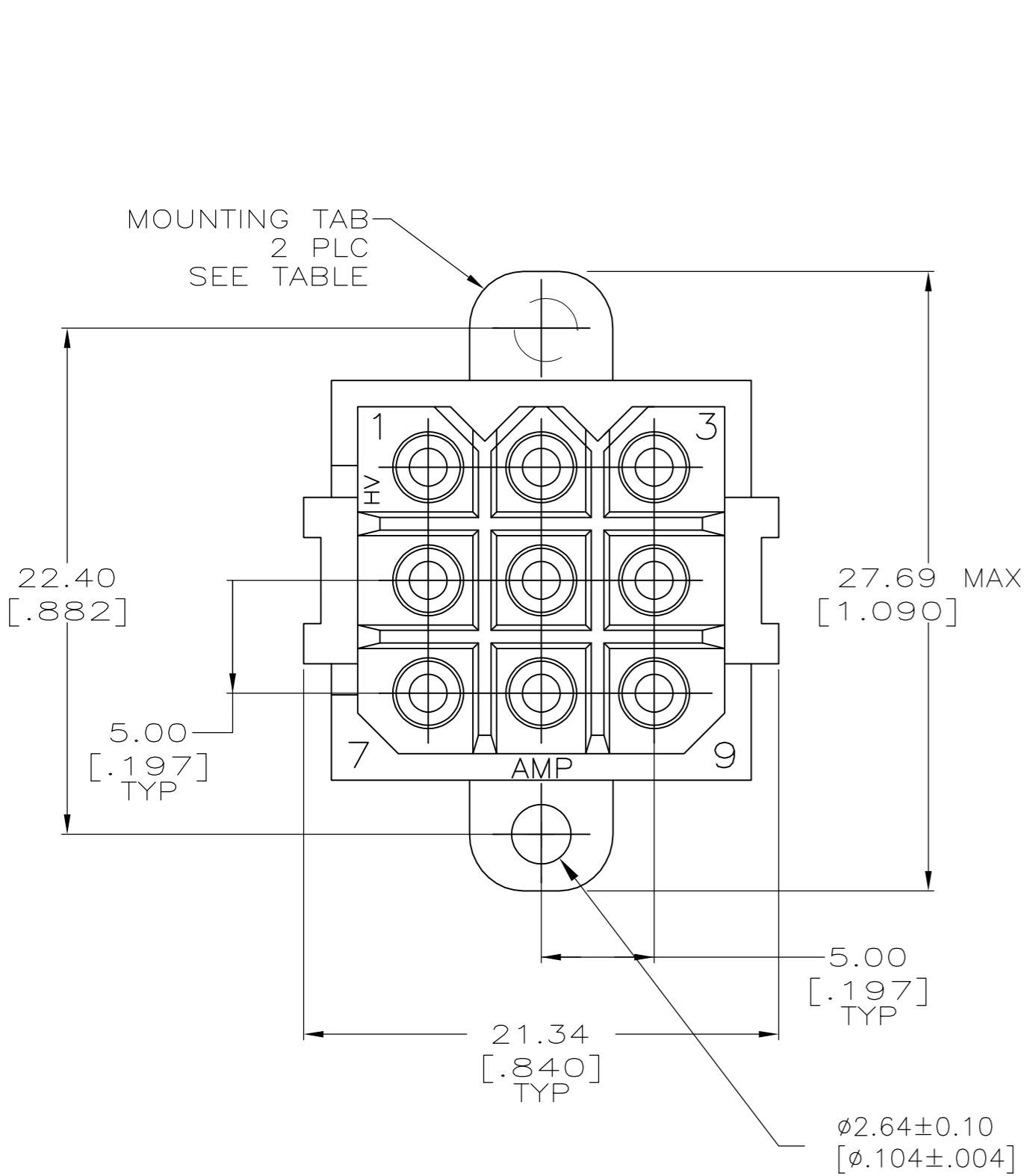


THIS DRAWING IS UNPUBLISHED. RELEASED FOR PUBLICATION  
 © COPYRIGHT BY TYCO ELECTRONICS CORPORATION. ALL RIGHTS RESERVED.

LOC	DIST	REVISIONS					
FT	0	P	LTR	DESCRIPTION	DATE	DWN	APVD
		A		REL PER ECO 10-010794	21MAY10	JR	SH



RECOMMENDED LAYOUT

- 1 NYLON, UL 94-VO RATED, RED.
- 2 PHOSPHOR BRONZE.
- 3 0.76um [.000030] MIN GOLD FOR A LENGTH OF 4.95 [.195] MIN FROM MATING END, 3.81um [.000150] MIN TIN FOR A LENGTH OF 4.88 [.192] MIN ON OPPOSITE END, BOTH OVER 1.27um [.000050] MIN NICKEL.

3	YES	1986647-1
CONTACT FINISH	MOUNTING TABS	PART NO

THIS DRAWING IS A CONTROLLED DOCUMENT.		DWN JR RUTH 30APR10	Tyco Electronics Corporation Harrisburg, Pa 17105-3608	
DIMENSIONS: MM [INCHES]		CHK STEVE HEADER 30APR10	NAME SOCKET HEADER ASSEMBLY, 9 POSITION, METRIMATE	
TOLERANCES UNLESS OTHERWISE SPECIFIED:		APVD STEVE HEADER 30APR10	PRODUCT SPEC 108-10033	
0 PLC ± -		APPLICATION SPEC		
1 PLC ± -		SIZE A2		
2 PLC ± 0.25 [.010]		CAGE CODE 00779		
3 PLC ± -		DRAWING NO 1986647		
4 PLC ± -		RESTRICTED TO		
ANGLES ± -		SCALE 4:1		
FINISH		SHEET 1 OF 1		
MATERIAL		REV A		
1 2		CUSTOMER DRAWING		

1986647