

NEW



microSD™ Memory Card Connector

CONNECTOR

MB-0250-2

March 2013

ST11-H Series

RoHS Compliant



Overview

The ST11-H Series are one-piece type external connectors for micro SD™ cards. These connectors are high density, SMT mounting, low profile, push-push type connectors compatible with the microSD™ card, which is standardized by SDA™ as a compact card for hand-held devices.

* microSD™ is a trademark of SD Card Association.

Features

- Push-push structure, standard-mounting connectors for the microSD™ memory card standardized by SDA™
- Balanced EMI countermeasure with 7 hold-down points
- Slim design with 1.25mm height, 13.4mm width, and 15.3mm depth (depth including card: 17mm)
- Halogen free, supplied in embossed tape for automatic mounting (compatible with second reflow)
- Card insertion detection structure (D-SW), normally closed type
- Card lock structure
- 1mm push stroke, 3.4mm card eject length
- Countermeasure to prevent the card from popping out.

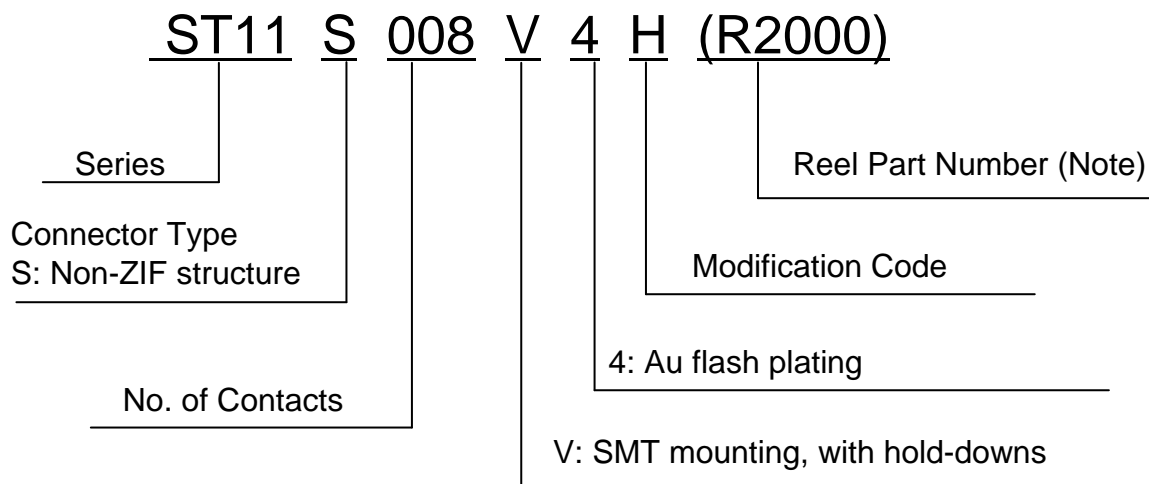
General Specifications

- | | |
|---|--|
| ■ No. of Contacts: 8 pos.+2pos. (D-SW) | ■ Rated Current: 0.5A / per pin |
| ■ Contact Resistance:
100m Ω max. (initial value) | ■ Rated Voltage: 10V / per pin |
| ■ Dielectric Withstanding Voltage:
AC500Vr.m.s. per minute | ■ Insulation Resistance: 1,000M Ω min. |
| ■ Operating Temperature:
-30 Deg. C to +85 Deg. C | ■ Lifetime: 5,000 times |
| ■ Storage Temperature:
-5 Deg. C to +85 Deg. C | ■ Card Insertion Force: 40N max. |

Materials and Finishes

Component	Material / Finish
Signal Contact D-SW Contact	Copper alloy / Contact: Au plating over Ni Terminal: Au flash plating over Ni
Housing	Synthetic resin / None
Cover Frame	Stainless steel / Terminal area: Au flash plating
Eject Bar	Synthetic resin / None
Spring	Stainless steel / None
Lock	Stainless steel / None
Cam Follower	Stainless steel / None

Ordering Information



Note) An embossed tape reel contains 2,000 pcs.

Please contact us for details on embossed tape specifications.

Part Number	SJ Drawing
ST11S008V4H	SJ113824

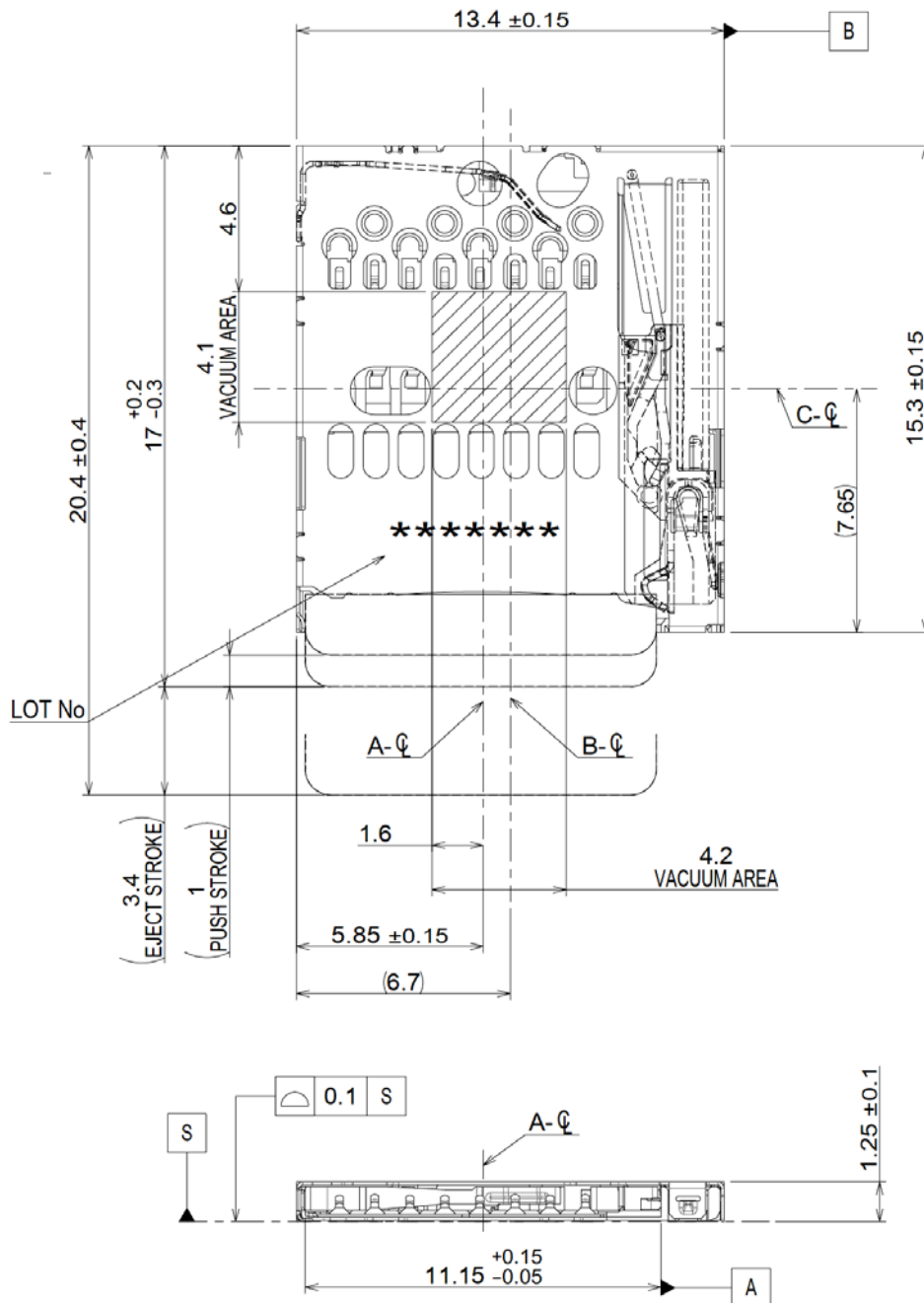
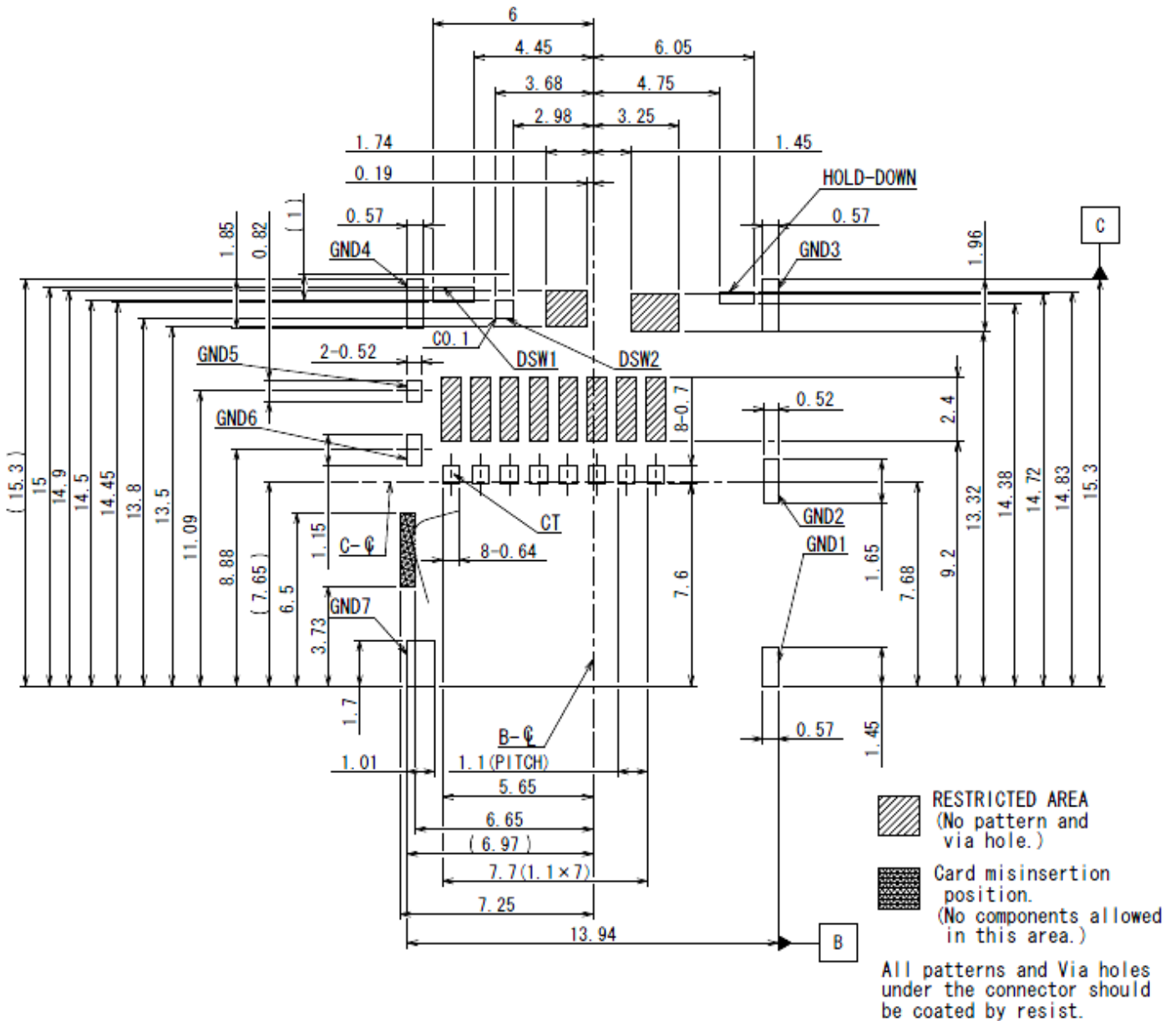


Table 1 CIRCUIT

Unit: mm

	WITHOUT CARD	CARD MATED
SWITCH		



Applicable board dimensions (for reference)

Unit: mm

Japan Aviation Electronics Industry, Limited

Product Marketing Division
 Aobadai Building, 3-1-19, Aobadai, Meguro-ku, Tokyo 153-8539
 Phone: +81-3-3780-2882 FAX: +81-3-3780-2946

Notice: Products shown in this brochure are made for the applications listed below. However, if the above-mentioned products are to be used in aerospace devices, marine cable-connection devices, atomic power control systems, medical equipment for life-support systems, or any other specific application requiring extremely high reliability, please contact JAE for further information.
 Recommended applications: Computers, Office machines, Measuring devices, Telecommunication devices (Terminals, Mobile devices), AV devices, Household applications, FA devices, etc.

* The specifications in this brochure are subject to change without notice. Please contact JAE for information.