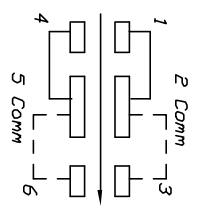
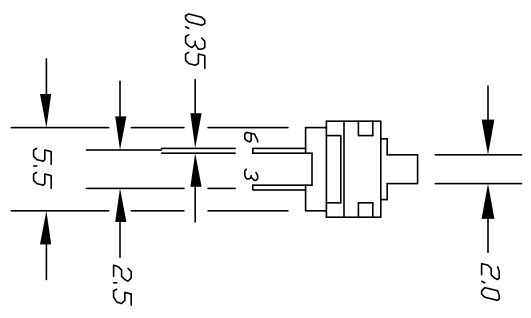
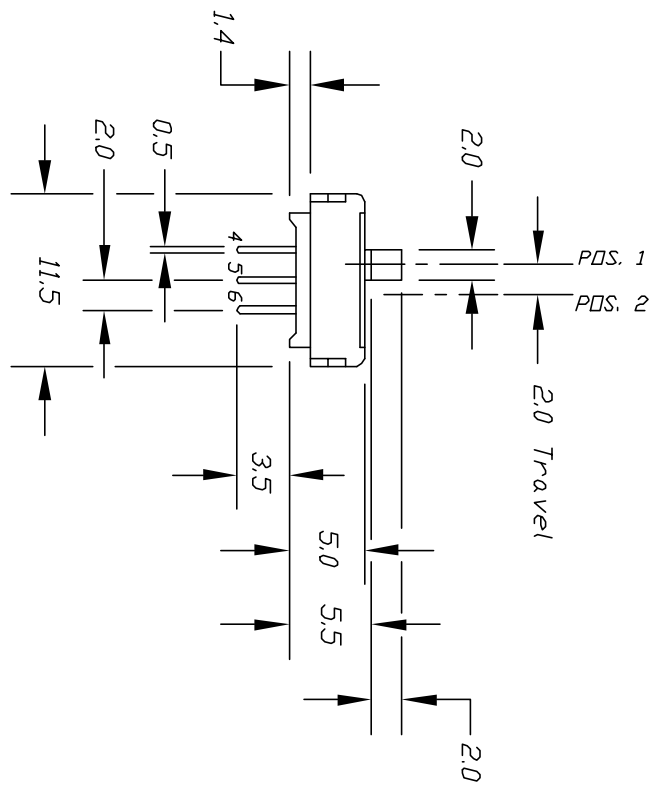


RECOMMEND P.C.B. HOLES



CONTACT CONFIGURATION

CIRCUIT: DPDT

SWITCH FUNCTION	
POS. 1	POS. 2
2-1,5-4	2-3,5-6

NOTES:

- 1. ALL DIMENSIONS IN MM
- 2. TERM. NDS. FOR REF ONLY

E-SWITCH

TITLE		EG 2209		DR MM		DWG P040120		REV B	
SCALE		2:1		DATE		5/11/94			
TOLERANCES		±0.4		±0.25					
REV.		B		REVISE & REDRAWN		DATE		CHKD	
DESCRIPTION		THE INFORMATION CONTAINED IN THIS DOCUMENT IS PROPRIETARY TO E-SWITCH AND IS NOT TO BE COPIED OR TRANSFERRED							