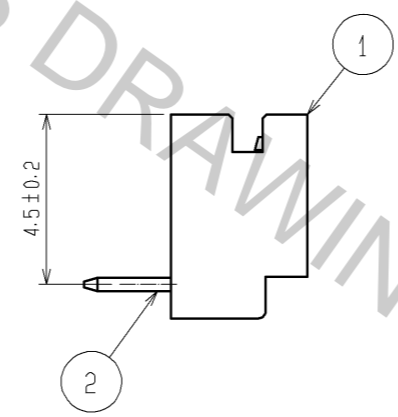
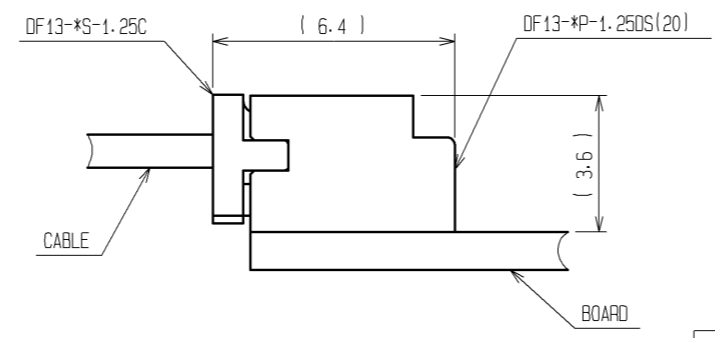


CAVITY No.

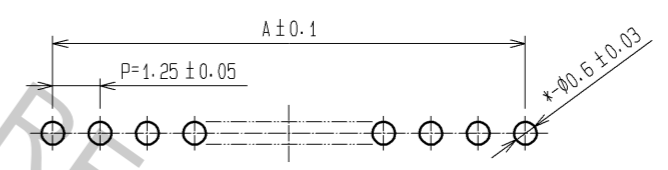


2 APPLICATION FIGURE



PART No.	CODE No.	NUMBER OF CONTACTS	A	B	C
DF13- 2P-1.25DS(20)	CL536-0151-7-20	2	1.25	3.15	4.15
DF13- 3P-1.25DS(20)	CL536-0152-0-20	3	2.50	4.40	5.40
DF13- 4P-1.25DS(20)	CL536-0153-2-20	4	3.75	5.65	6.65
DF13- 5P-1.25DS(20)	CL536-0154-5-20	5	5.00	6.90	7.90
DF13- 6P-1.25DS(20)	CL536-0155-8-20	6	6.25	8.15	9.15
DF13- 7P-1.25DS(20)	CL536-0156-0-20	7	7.50	9.40	10.40
DF13- 8P-1.25DS(20)	CL536-0157-3-20	8	8.75	10.65	11.65
DF13- 9P-1.25DS(20)	CL536-0158-6-20	9	10.00	11.90	12.90
DF13-10P-1.25DS(20)	CL536-0159-9-20	10	11.25	13.15	14.15
DF13-11P-1.25DS(20)	CL536-0160-8-20	11	12.50	14.40	15.40
DF13-12P-1.25DS(20)	CL536-0161-0-20	12	13.75	15.65	16.65
DF13-14P-1.25DS(20)	CL536-0163-6-20	14	16.25	18.15	19.15
DF13-15P-1.25DS(20)	CL536-0164-9-20	15	17.50	19.40	20.40

3 RECOMMENDED PATTERN

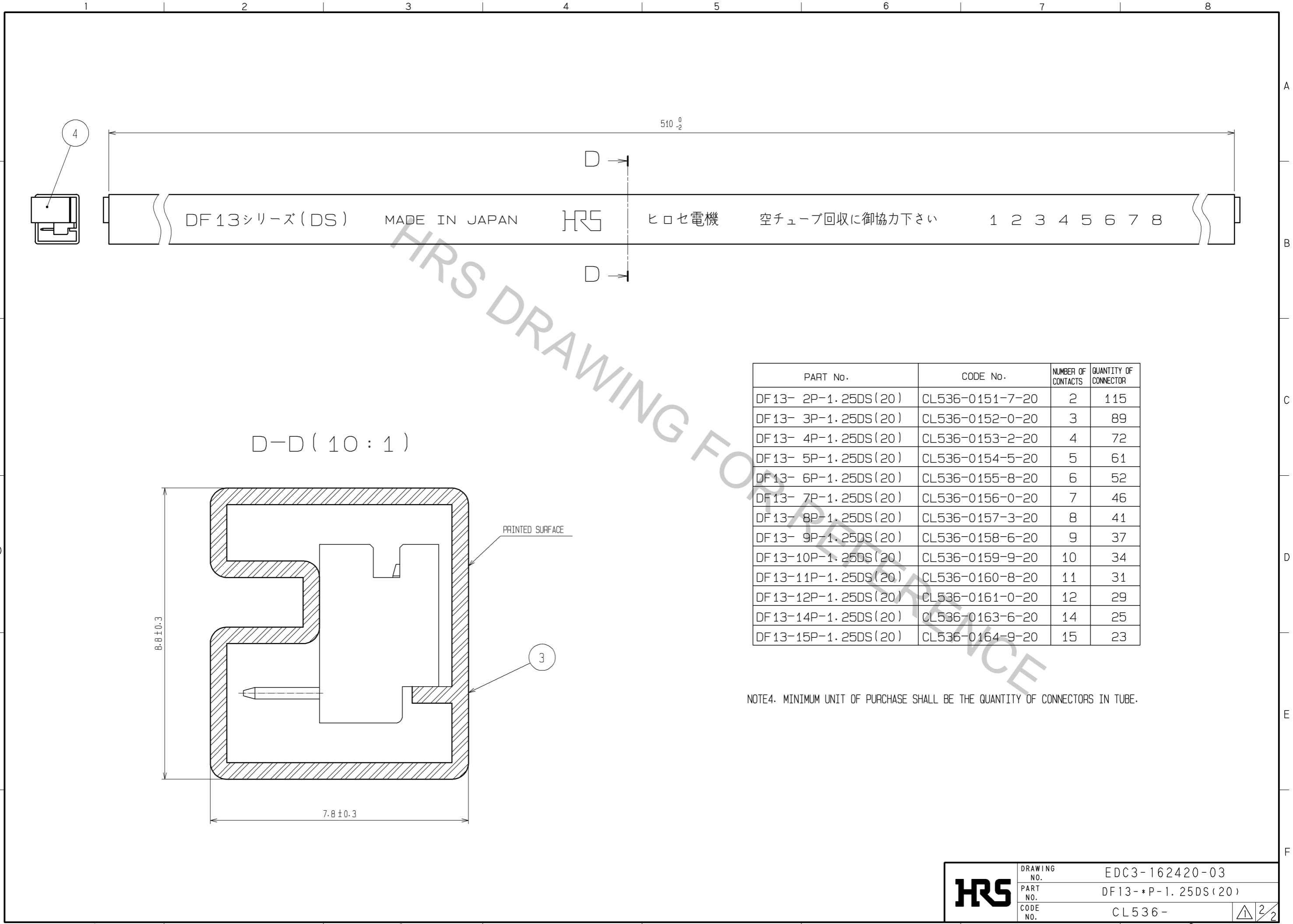


- 1 WHEN THIS CONNECTOR HAS TWO OR THREE CONTACTS, THE LOCK OF CONNECTOR SHALL BE SET AT THE CENTER OF HOUSING. IN CASE THAT THE NUMBER OF CONTACTS IS MORE THAN FOUR, THE TWO LOCKS SHALL BE SET IN ACCORDANCE WITH THE DRAWINGS.
- 2 WHEN THIS CONNECTOR MATES WITH DF13-*S-1.25C, THE MATING LENGTH IS 6.4mm.
- 3 RECOMMENDED DIP POST DIA. : φ0.6±0.03

NO.	MATERIAL	FINISH	REMARKS	NO.	MATERIAL	FINISH	REMARKS
2	BRASS		SURFACE:TIN PLATED 1μm min.	4	ELASTOMER	△	STOPPER, GRAY
1	POLYAMIDE		BEIGE(NATURAL), UL94V-0	3	P S	△	ELECTROSTATIC PROTECTION, CLEAR

UNITS	SCALE	COUNT	DESCRIPTION OF REVISIONS	DESIGNED	CHECKED	DATE
mm	5 : 1	2	DIS-H-002247	TS. KUMAZAWA	HK. UMEHARA	07.07.17

APPROVED	: TY. OMA	06.09.25	DRAWING NO.	EDC3-162420-03
CHECKED	: HK. UMEHARA	06.09.25	PART NO.	DF13-*P-1.25DS(20)
DESIGNED	: TS. KUMAZAWA	06.09.25	CODE NO.	CL536-
DRAWN	: AK. MIURA	06.09.21		



PART No.	CODE No.	NUMBER OF CONTACTS	QUANTITY OF CONNECTOR
DF13- 2P-1.25DS(20)	CL536-0151-7-20	2	115
DF13- 3P-1.25DS(20)	CL536-0152-0-20	3	89
DF13- 4P-1.25DS(20)	CL536-0153-2-20	4	72
DF13- 5P-1.25DS(20)	CL536-0154-5-20	5	61
DF13- 6P-1.25DS(20)	CL536-0155-8-20	6	52
DF13- 7P-1.25DS(20)	CL536-0156-0-20	7	46
DF13- 8P-1.25DS(20)	CL536-0157-3-20	8	41
DF13- 9P-1.25DS(20)	CL536-0158-6-20	9	37
DF13-10P-1.25DS(20)	CL536-0159-9-20	10	34
DF13-11P-1.25DS(20)	CL536-0160-8-20	11	31
DF13-12P-1.25DS(20)	CL536-0161-0-20	12	29
DF13-14P-1.25DS(20)	CL536-0163-6-20	14	25
DF13-15P-1.25DS(20)	CL536-0164-9-20	15	23

NOTE4. MINIMUM UNIT OF PURCHASE SHALL BE THE QUANTITY OF CONNECTORS IN TUBE.

HRS	DRAWING NO.	EDC3-162420-03
	PART NO.	DF13-*P-1.25DS(20)
	CODE NO.	CL536-