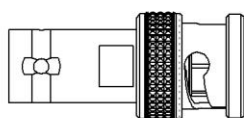
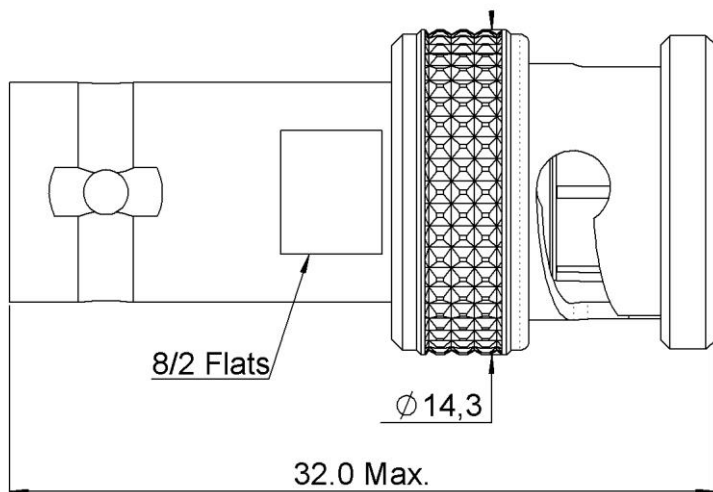
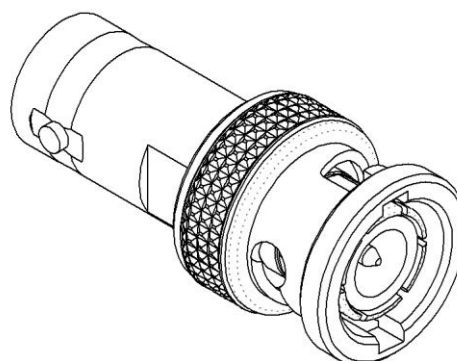


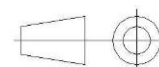
PAGE 1/2	ISSUE 19-12-14B	SERIES <b>ATTENUATOR</b>	PART NUMBER <b>R412401124</b>
----------	-----------------	-----------------------------	-------------------------------



Scale 1/1



All dimensions are in mm.



COMPONENTS	MATERIALS	PLATING ( $\mu\text{m}$ )
Body	<b>BRASS</b>	<b>NICKEL 2</b>
Male center contact	<b>BRASS</b>	<b>GOLD 1 OVER NICKEL 2</b>
Female center contact	<b>BERYLLIUM COPPER</b>	<b>GOLD 1 OVER NICKEL 2</b>
Outer contact	-	-
Insulator	<b>PTFE</b>	
Gasket	<b>SILICONE RUBBER</b>	
Substrate	<b>ALUMINA</b>	
Resistor	<b>THICK FILM</b>	
Others parts	-	-

PAGE 2/2	ISSUE 19-12-14B	SERIES <b>ATTENUATOR</b>	PART NUMBER <b>R412401124</b>
----------	-----------------	-----------------------------	-------------------------------

**ELECTRICAL CHARACTERISTICS**

Frequency (GHz)	<b>DC - 2</b>	<b>2 - 3</b>
V.S.W.R (≤)	<b>1.20</b>	<b>1.30</b>
Deviation(±dB)	<b>0.30</b>	<b>0.50</b>

Operating Frequency Range	<b>DC - 3</b>	GHz
Impedance	<b>50</b>	Ω
Nominal Attenuation	<b>1</b>	dB
Peak power at 25°C (1μs, 1%)	<b>100</b>	W
Average power at 25°C	<b>1</b>	W (Free Air Cooled)
		W (Conduction Cooled)

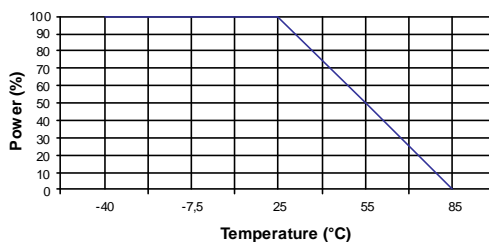
**MECHANICAL CHARACTERISTICS**

Connectors	<b>BNC</b>	<b>Male Female</b>	<b>MIL-C 39012</b>
Weight	<b>12,8400 g</b>		

**ENVIRONMENTAL CHARACTERISTICS**

Operating temperature range	<b>-40 / +85 °C</b>
Storage temperature range	<b>-40 / +85 °C</b>

**Power derating Versus temperature**



**SPECIFICATION**

**OTHER CHARACTERISTICS**