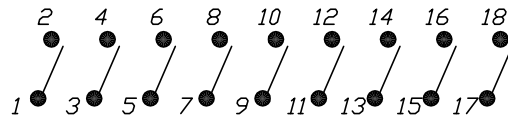


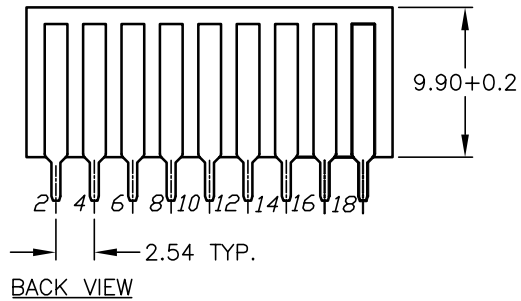
RECOMMENDED P.C.B. LAYOU



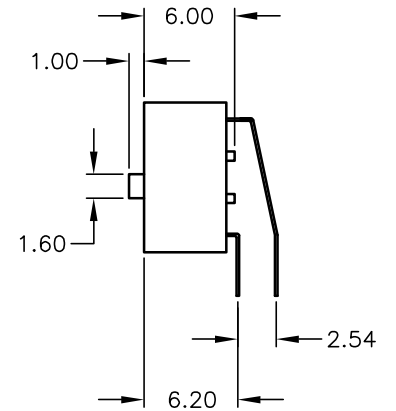
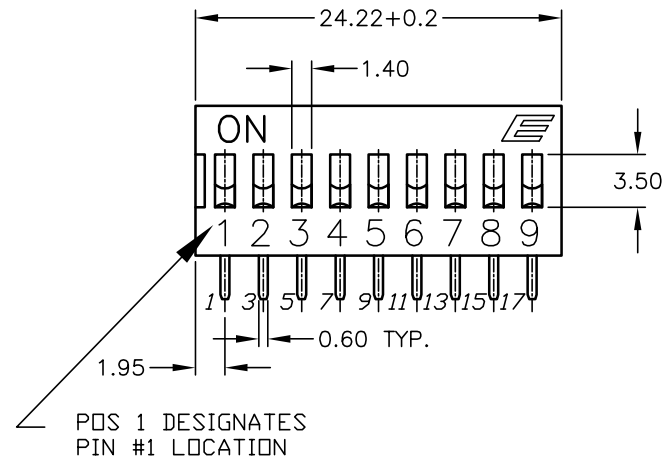
CIRCUIT

NOTES:

1. ALL DIMENSIONS IN MM
2. GENERAL TOLERANCE: X.X=±0.4  
X.XX=±0.25
3. TERM. NOS. FOR REFERENCE ONLY.
4. CONTACT RATINGS: 25mA @24VDC.
5. MATERIAL (TERMINALS/CONTACTS):  
PHOSPHOR BRONZE w/GOLD PLATE OVER  
NICKEL PLATE
6. INSULATION RESISTANCE:  
100MEGA-OHMS MIN @500VDC
7. CONTACT RESISTANCE (INITIAL):  
50mILLI-OHMS @2-4VDC @100mA
8. OPERATING FORCE: 1000GF MAX.
9. TRAVEL: 2MM TYPICAL
- ▲ 10. PACKAGED: DISPENSING TUBES  
WITH ALL POLES IN THE "OFF" POSITION.
11. ▲ DENOTES CRITICAL PARAMETER.



BACK VIEW



**E-SWITCH®**

TITLE					KAS2109E				
SCALE	2:1	DATE	10/17/03	DR	AR	DWG	N321090	REV	A

THE INFORMATION CONTAINED IN THIS DOCUMENT IS PROPRIETARY TO E-SWITCH AND IS NOT TO BE COPIED OR TRANSFERRED

A	13541	RELEASED FOR PRODUCTION	10/17/03	AR
REV.	ECN No.	DESCRIPTION	DATE	CHKD