

High-current terminal block - UKH 240-3L/N/FE - 3076471

Please be informed that the data shown in this PDF Document is generated from our Online Catalog. Please find the complete data in the user's documentation. Our General Terms of Use for Downloads are valid (<http://phoenixcontact.com/download>)




High-current terminal block, nom. voltage: 1000 V, nominal current: 415 A, connection method: Screw connection, number of connections: 10, number of positions: 5, cross section: 70 mm² - 240 mm², AWG: 2/0 - 500 kcmil, width: 180 mm, height: 123.6 mm, color: gray/blue/black-yellow, mounting type: NS 35/15, NS 32

Your advantages

- ✓ Reliable cable connection is ensured by three-point centering of the conductor in the prismatic sleeve base
- ✓ Low contact resistance of the contact surface due to ribbing
- ✓ Screw locking by means of spring-loaded elements in the clamping part

RoHS

Key Commercial Data

Packing unit	2 pc
GTIN	 4 046356 654050
GTIN	4046356654050

Technical data

General

Number of positions	5
Number of levels	1
Number of connections	10
Potentials	5
Nominal cross section	240 mm ²
Color	gray/blue/black-yellow
Insulating material	PA
Flammability rating according to UL 94	V0
Rated surge voltage	8 kV
Degree of pollution	3
Overvoltage category	III
Insulating material group	I
Maximum power dissipation for nominal condition	13.78 W

High-current terminal block - UKH 240-3L/N/FE - 3076471

Technical data

General

Designation	Level 1 above 1 below 1
Maximum load current	415 A (with 240 mm ² conductor cross section)
Nominal current I _N	415 A
Nominal voltage U _N	1000 V
Open side panel	No
Relative insulation material temperature index (Elec., UL 746 B)	130 °C
Temperature index of insulation material (DIN EN 60216-1 (VDE 0304-21))	130 °C
Static insulating material application in cold	-60 °C
Behavior in fire for rail vehicles (DIN 5510-2)	Test passed
Flame test method (DIN EN 60695-11-10)	V0
Oxygen index (DIN EN ISO 4589-2)	>32 %
NF F16-101, NF F10-102 Class I	2
NF F16-101, NF F10-102 Class F	2
Surface flammability NFPA 130 (ASTM E 162)	passed
Specific optical density of smoke NFPA 130 (ASTM E 662)	passed
Smoke gas toxicity NFPA 130 (SMP 800C)	passed
Calorimetric heat release NFPA 130 (ASTM E 1354)	28 MJ/kg
Fire protection for rail vehicles (DIN EN 45545-2) R22	HL 1 - HL 3
Fire protection for rail vehicles (DIN EN 45545-2) R23	HL 1 - HL 3
Fire protection for rail vehicles (DIN EN 45545-2) R24	HL 1 - HL 3
Fire protection for rail vehicles (DIN EN 45545-2) R26	HL 1 - HL 3

Dimensions

Width	180 mm
Length	100 mm
Height	123.6 mm
Height NS 35/15	131.5 mm
Height NS 32	129 mm

Connection data

Note	Screws with hexagonal socket
Connection method	Screw connection
Screw thread	M10
Stripping length	40 mm
Tightening torque, min	25 Nm
Tightening torque max	30 Nm
Connection in acc. with standard	IEC 60947-7-1
Note	Note: Product releases, connection cross sections and notes on connecting aluminum cables can be found in the download area.
Conductor cross section solid min.	70 mm ²
Conductor cross section solid max.	240 mm ²

High-current terminal block - UKH 240-3L/N/FE - 3076471

Technical data

Connection data

Conductor cross section AWG min.	2/0
Conductor cross section AWG max.	500 kcmil
Conductor cross section flexible min.	70 mm ²
Conductor cross section flexible max.	240 mm ²
Min. AWG conductor cross section, flexible	2/0
Max. AWG conductor cross section, flexible	500 kcmil
Conductor cross section flexible, with ferrule without plastic sleeve min.	70 mm ²
Conductor cross section flexible, with ferrule without plastic sleeve max.	185 mm ²
Conductor cross section flexible, with ferrule with plastic sleeve min.	70 mm ²
Conductor cross section flexible, with ferrule with plastic sleeve max.	185 mm ²
Cross section with insertion bridge, solid max.	240 mm ²
Cross section with insertion bridge, stranded max.	185 mm ²
2 conductors with same cross section, solid min.	35 mm ²
2 conductors with same cross section, solid max.	95 mm ²
2 conductors with same cross section, stranded min.	50 mm ²
2 conductors with same cross section, stranded max.	95 mm ²
2 conductors with same cross section, stranded, ferrules without plastic sleeve, min.	35 mm ²
2 conductors with same cross section, stranded, ferrules without plastic sleeve, max.	50 mm ²
Internal cylindrical gage	B15

Standards and Regulations

Connection in acc. with standard	UL
	IEC 60947-7-1
Flammability rating according to UL 94	V0
Fire protection for rail vehicles (DIN EN 45545-2) R22	HL 1 - HL 3
Fire protection for rail vehicles (DIN EN 45545-2) R23	HL 1 - HL 3
Fire protection for rail vehicles (DIN EN 45545-2) R24	HL 1 - HL 3
Fire protection for rail vehicles (DIN EN 45545-2) R26	HL 1 - HL 3

Environmental Product Compliance

	Lead 7439-92-1
China RoHS	Environmentally Friendly Use Period = 50
	For details about hazardous substances go to tab "Downloads", Category "Manufacturer's declaration"

Approvals

Approvals

High-current terminal block - UKH 240-3L/N/FE - 3076471


Approvals


Approvals

UL Recognized / EAC

Ex Approvals

Approval details

UL Recognized		http://database.ul.com/cgi-bin/XYV/template/LISEXT/1FRAME/index.htm	FILE E 60425
	B	C	
Nominal voltage UN	600 V	600 V	
Nominal current IN	380 A	380 A	
mm ² /AWG/kcmil	500	500	

EAC		RU C- DE.AI30.B.01102
-----	---	--------------------------

Phoenix Contact 2019 © - all rights reserved
<http://www.phoenixcontact.com>

PHOENIX CONTACT GmbH & Co. KG
Flachsmarktstr. 8
32825 Blomberg
Germany
Tel. +49 5235 300
Fax +49 5235 3 41200
<http://www.phoenixcontact.com>