

# Printed-circuit board connector - MCV 0,5/ 6-G-2,54 P20 THR R44 - 1821436

Please be informed that the data shown in this PDF Document is generated from our Online Catalog. Please find the complete data in the user's documentation. Our General Terms of Use for Downloads are valid (<http://phoenixcontact.com/download>)

PCB headers, nominal current: 6 A, rated voltage (III/2): 160 V, number of positions: 6, pitch: 2.54 mm, color: black, contact surface: Gold, mounting: THR soldering, Sample values available under SAMPLE MC...



The figure shows the 10-position version

## Why buy this product

- Designed for integration into the SMT soldering process
- Additional solder anchors reduce the mechanical strain on the soldering spots
- Gold-plated contacts ensure transfer quality remains stable over the long term
- Vertical connection enables multi-row arrangement on the PCB
- Supplied in tape-on-reel packing according to IEC 60286-3 for automated mounting



## Key Commercial Data

Packing unit	315 STK
Minimum order quantity	315 STK
GTIN	
GTIN	4046356789592

## Technical data

### Dimensions

Length [ l ]	4.85 mm
Width	19.82 mm
Pitch	2.54 mm
Dimension a	12.7 mm
Width [ w ]	19.82 mm
Height [ h ]	9.1 mm
Constructional height	7.1 mm
Length of the solder pin	2 mm

# Printed-circuit board connector - MCV 0,5/ 6-G-2,54 P20 THR R44 - 1821436

## Technical data

### Dimensions

Pin dimensions	0.64 x 0.64 mm
Length	4.85 mm

### General

Range of articles	MCV 0,5/...-G-THR
Insulating material group	IIIa
Rated surge voltage (III/3)	2.5 kV
Rated surge voltage (III/2)	2.5 kV
Rated surge voltage (II/2)	2.5 kV
Rated voltage (III/3)	32 V
Rated voltage (III/2)	160 V
Rated voltage (II/2)	160 V
Connection in acc. with standard	EN-VDE
Nominal current $I_N$	6 A
Insulating material	LCP
Flammability rating according to UL 94	V0
Color	black
Number of positions	6

### Standards and Regulations

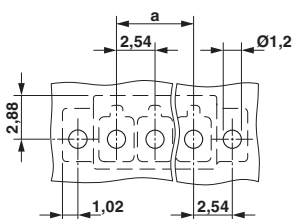
Connection in acc. with standard	EN-VDE
Flammability rating according to UL 94	V0

### Environmental Product Compliance

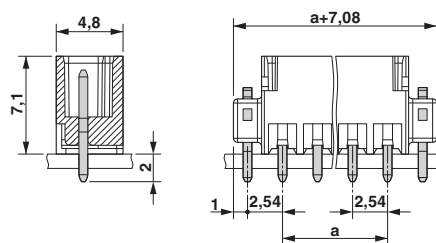
China RoHS	Environmentally friendly use period: unlimited = EFUP-e
	No hazardous substances above threshold values

## Drawings

Drilling diagram

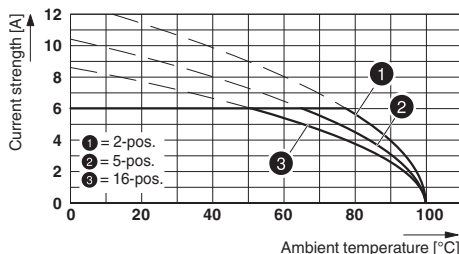


Dimensional drawing



# Printed-circuit board connector - MCV 0,5/ 6-G-2,54 P20 THR R44 - 1821436

Diagram



Type: FMC 0,5/...-ST-2,54 with MCV 0,5/...-G-2,54 P20 THR R..

## Approvals

### Approvals

#### Approvals

cULus Recognized / VDE Gutachten mit Fertigungsüberwachung / IEC60335-1 / EAC

#### Ex Approvals

### Approval details

cULus Recognized		<a href="http://database.ul.com/cgi-bin/XYV/template/LISEXT/1FRAME/index.htm">http://database.ul.com/cgi-bin/XYV/template/LISEXT/1FRAME/index.htm</a>	E60425-19920306
	B	C	
Nominal voltage UN	150 V	50 V	
Nominal current IN	6 A	6 A	

VDE Gutachten mit Fertigungsüberwachung		<a href="http://www2.vde.com/de/Institut/Online-Service/VDE-gepruefteProdukte/Seiten/Online-Suche.aspx">http://www2.vde.com/de/Institut/Online-Service/VDE-gepruefteProdukte/Seiten/Online-Suche.aspx</a>	40042258
Nominal voltage UN	160 V		
Nominal current IN	6 A		

IECEE CB Scheme		<a href="http://www.iecee.org/">http://www.iecee.org/</a>	DE1-55663-B1
Nominal voltage UN	160 V		

## Printed-circuit board connector - MCV 0,5/ 6-G-2,54 P20 THR R44 - 1821436

### Approvals

Nominal current I <sub>N</sub>	6 A
--------------------------------	-----

EAC		B.01742
-----	---	---------

Phoenix Contact 2018 © - all rights reserved  
<http://www.phoenixcontact.com>

PHOENIX CONTACT GmbH & Co. KG  
Flachsmarktstr. 8  
32825 Blomberg  
Germany  
Tel. +49 5235 300  
Fax +49 5235 3 41200  
<http://www.phoenixcontact.com>