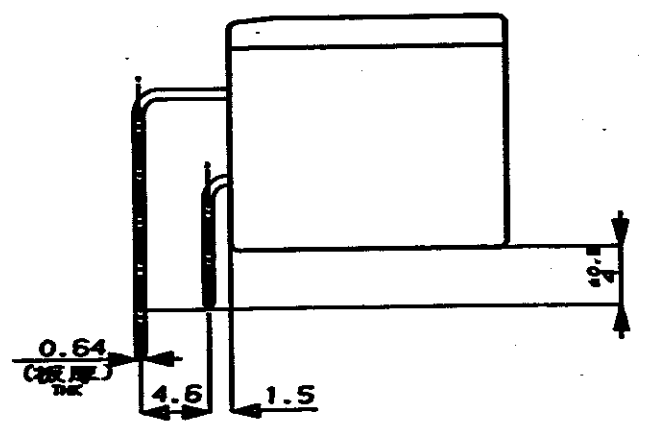
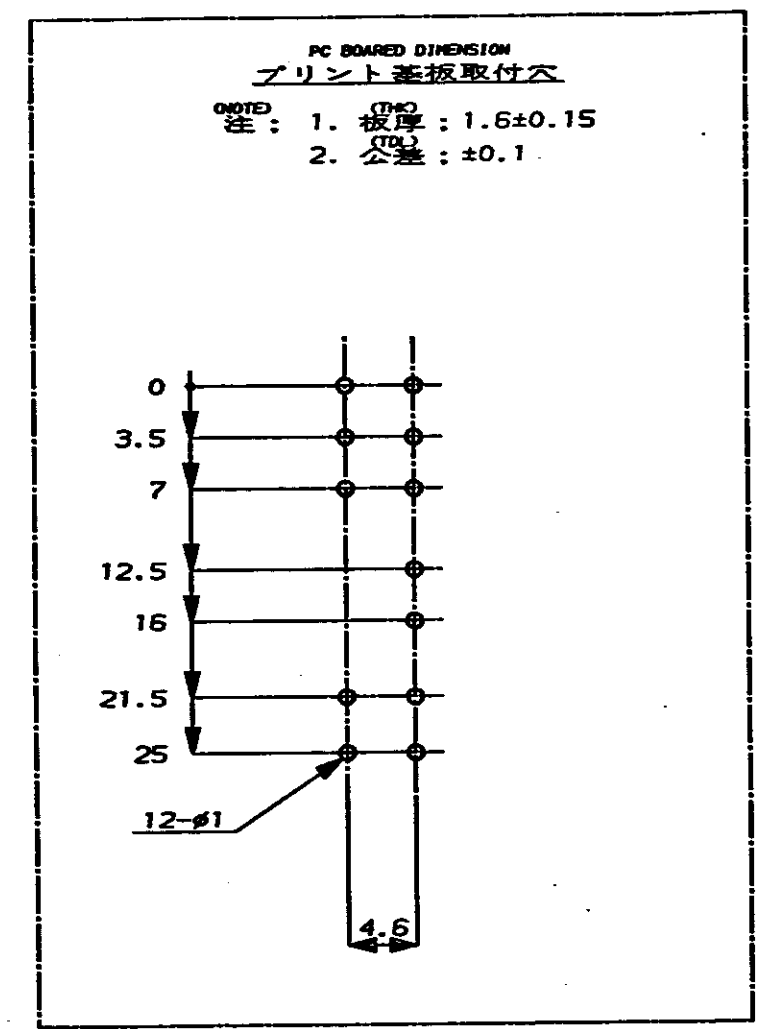
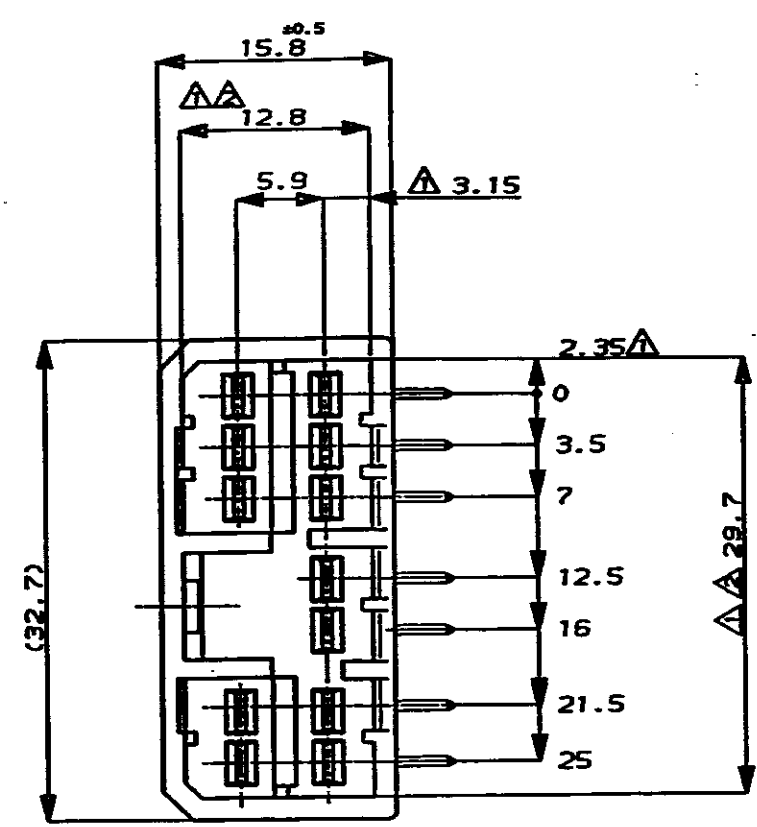
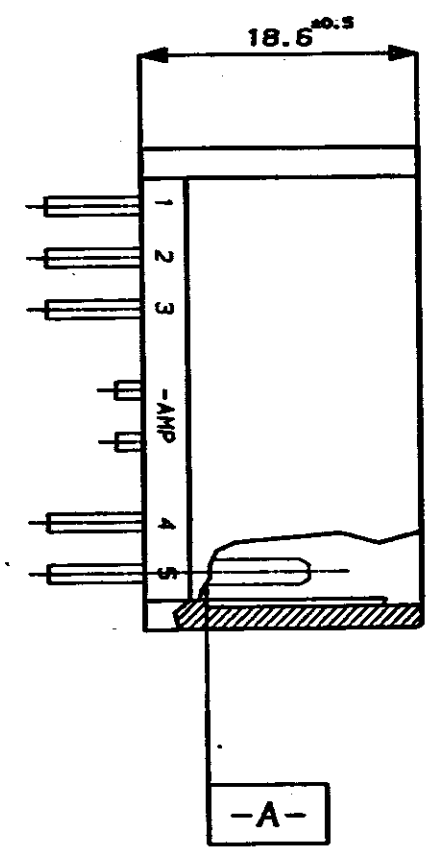


NUMBER C-179097
METRIC

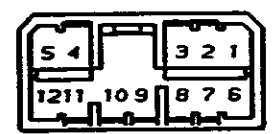
DIMENSIONS IN MILLIMETERS. DO NOT SCALE PRINT

PRINT DIST



注: Δ EA面より2mmの範囲で測定
 Δ 相手ハウジングと所定の機能为了满足して嵌合できること
 3. プリント基板への取付は、JIS B1115又は1122, M3X6ナベ (2種又は4種) のタッピンネジで締付けた後ハンダ付する (締付トルク: 4kg-cm以下)
 Δ 回路番号: 右図参照のこと

NOTES: Δ TO BE MEASURED BETWEEN EA AND 2
 Δ TO BE MATE WITH PLUG HSG SMOOTHLY
 3 TO BE USE M3 TAPPING SCREW JIS B1115 OR 1122 (TYPE2 OR 4) BEFORE SOLDER
 Δ CIRCUIT NUMBER



1-12Pos. (全座)		白 (WHITE)	12Pos. HORIZONTAL TYPE CAP HSG 12座 水平型キャップハウジング	179097-1
PRE-TINNED 錫メッキ		HOUSING COLOR	名称 (NAME)	型番 (P/NO)
回路番号 CIRCUIT NUMBER Δ		ハウジング色		
Copyright © 1993 AMP (Japan) LTD. ALL RIGHTS RESERVED.			AMP AMP (JAPAN), LTD. Tokyo, Japan	
WIRE RANGE mm ² (AWG)		INSULATION DIA	NAME .070 SERIES MULTI-LOCK I/O CONN. 12POS. (H) CAP HSG	
MATERIAL ハウジング HSG, PBT コンタクト CONT., BRASS		FINISH TIN 錫メッキ	GENERAL TOLERANCE	
DR. Y. Tanaka 25-MAY-93		DE. Y. Tanaka 25-MAY-93	0<C<10 : ±0.2 10<C<30 : ±0.25 30<C<100 : ±0.3 ANGLES : ±3°	LOC NUMBER B J C-179097
O RELEASED FJ08-0264-93 Y. T.S.M. 5-25-93		CHK. S. HANABE 25-MAY-93	APP. S. HANABE 25-MAY-93	SCALE 2-1 REV. 0 SHEET - OF -
LTR	REVISION RECORD	DR	CHK	DATE

CUSTOMER DRAWING