


NOTES: VALID UNLESS OTHERWISE SPECIFIED

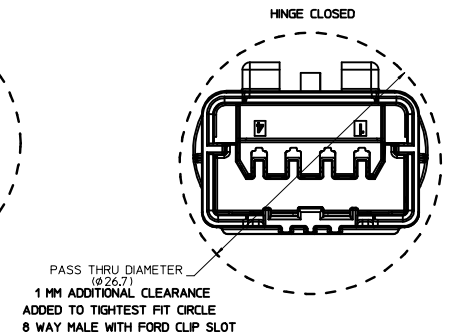
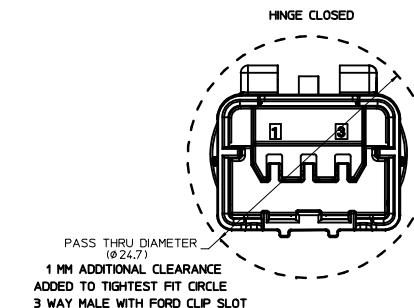
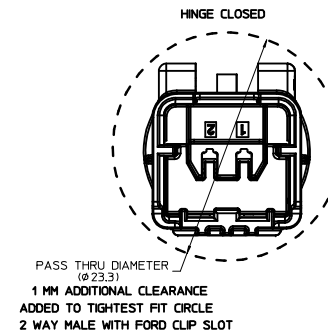
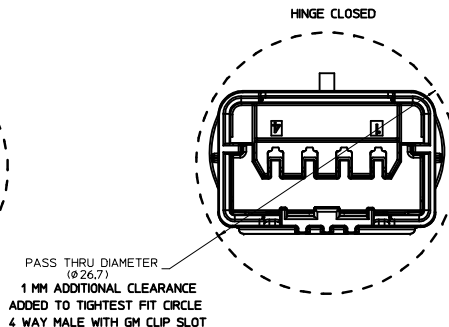
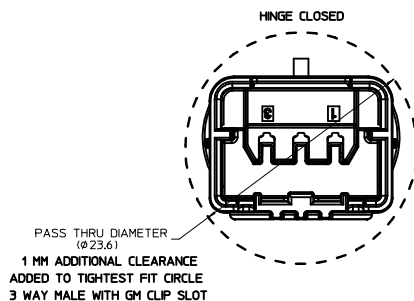
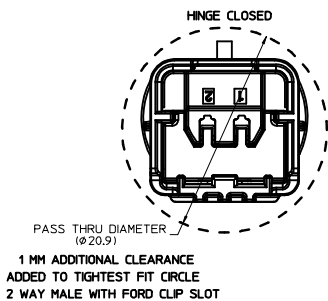
1. GENERAL:
 - a. APPLICATION SPECIFICATION SEE: AS-34796-001
 - b. PRODUCT SPECIFICATION SEE: PS-34976-001
 - c. PACKAGING SPECIFICATION PER MOLEX DRAWING: PK-31301-695
 - d. PARTS MUST BE IN COMPLIANCE TO MOLEX CHEMICAL SUBSTANCES FOR PRODUCTS AND PACKAGING SPECIFICATION: PS-40000-5015
 - e. DATA MUST BE SUBMITTED UNDER THE MOLEX PART NUMBER TO IMS (COMPANY ID=13255)
 - f. FLAMMABILITY REQUIREMENT: PER ISO3795 OR GM3191
 1. BURN RATE 100 mm/MIN MAXIMUM
 2. MATERIAL MUST BE SELF EXTINGUISHING
 - g. VISUAL DEFECTS SHALL MEET COSMETIC STANDARD PS-45499-002 (Class B)
 - h. PACKAGING: IN THE EVENT THAT THE PART IS FOUND DAMAGED DURING TRANSPORT, REFER TO MOLEX SPECIFICATION PS-31301-865, AVAILABLE AT WWW.MOLEX.COM <HTTP://WWW.MOLEX.COM>
2. DESIGN - MATERIALS:
 - a. MATERIAL: UNFILLED PBT
3. DESIGN - GEOMETRY:
 - a. THIS IS A 100% CAD GENERATED PART. THE CAD MATHEMATICAL DATA IS THE MASTER FOR THIS PART. FOR DIMENSIONAL OR ANY INFORMATION NOT SHOWN ON THIS DRAWING, ANALYZE THE CAD MODEL.
 - b. GEOMETRIC DIMENSIONS AND TOLERANCES PER ASME Y14.5M - 1994
 - c. GENERAL TOLERANCES:
 - LINEAR: PLEASE SEE BELOW
 - ANGULAR: ±3°
 - d. EDGES AND UNDIMENSIONED DETAILS PER ISO13715
 - e. CORNERS SHOWN AS SHARP TO BE R 0.2 MAX
 - f. LETTERING SHALL BE 0.1 MAX RAISED IN 0.15 MAX RECESS PAD AND NOT PROTRUDE THE SURFACE. THIS INCLUDES RECYCLING CODE, PLANT AND CAVITY ID, VENDOR ID, CIRCUIT ID, AND PART SERIES NUMBER.

MX150 BLADE TERMINALS

PART NUMBER		MATERIAL	WIRE GAGE		PLATING
DIRECTION B (RIGHT PAYOFF)	DIRECTION D (LEFT PAYOFF)		METRIC (mm#)	SAE (AWG#)	
33000-0002	33000-1002	COPPER ALLOY	1.0 - 0.75	16/18/20	TIN
33000-0003	33000-1003	COPPER ALLOY	0.50-0.35	22	TIN
33000-0004	33000-1004	COPPER ALLOY	0.35 - 0.50	M3 (ISO)	TIN

* NOBLE PLATING TERMINAL AND YAZAKI TERMINAL NOT LIST AT THE TABLE

LAST BALLOON ON DRAWING:

 DELETED BALLOONS:



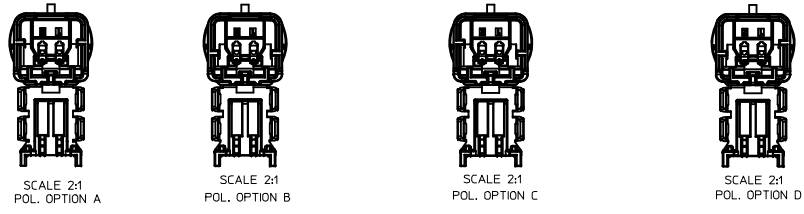
MX150 RECEPTACLE ASSEMBLIES

MATERIAL NUMBER BULK PACKAGING		CIRCUIT	POL	COLOR	MATING RECEPTACLE BULK PACKAGING
/w GM CLIP	/w FORD CLIP				
34797-0201	34797-0205	2	A	BLACK	34796-0201
34797-0202	34797-0206	2	B	NATURE	34796-0202
34797-0203	34797-0207	2	C	GRAY	34796-0203
34797-0204	34797-0208	2	D	DARK GRAY	34796-0204
34797-0301	34797-0305	3	A	BLACK	34796-0301
34797-0302	34797-0306	3	B	NATURE	34796-0302
34797-0303	34797-0307	3	C	GRAY	34796-0303
34797-0304	34797-0308	3	D	DARK GRAY	34796-0304
34797-0401	34797-0405	4	A	BLACK	34796-0401
34797-0402	34797-0406	4	B	NATURE	34796-0402
34797-0403	34797-0407	4	C	GRAY	34796-0403
34797-0404	34797-0408	4	D	DARK GRAY	34796-0404

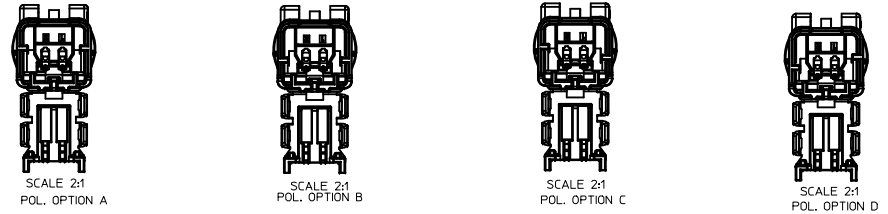
INITIAL RELEASE EC NO. GCA2013-0054 DRAWN BY: XBTANG CHKD: APPR: PRERG 2012/10/17 2012/10/31	QUALITY SYMBOLS	GENERAL TOLERANCES (UNLESS SPECIFIED)	DIMENSION STYLE	SCALE	DESIGN UNITS	THIRD ANGLE PROJECTION
	▽=0	4 PLACES ± --- ± ---	MM ONLY	4:1	METRIC	☉
	▽=0	3 PLACES ± 0.13 ± ---				
	▽=0	1 PLACE ± 0.25 ± ---				
DRAWING DESCRIPTION		DRAFT WHERE APPLICABLE MUST REMAIN WITHIN DIMENSIONS	DRAWN BY: XBTANG DATE: 2011/01/07	MX150 ONE ROW UNSEAL MALE CONNECTOR MOLEX INCORPORATED MATERIAL NO. SD-34797-001 DOCUMENT NO.		
REV		SIZE D	SHEET NO. 1 OF 3			

2 WAY MALE CONNECTOR

WITH GM CLIP SLOT

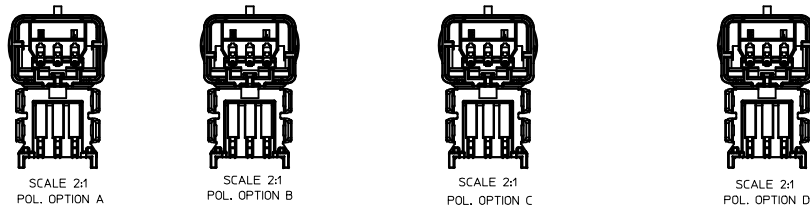


WITH FORD CLIP SLOT

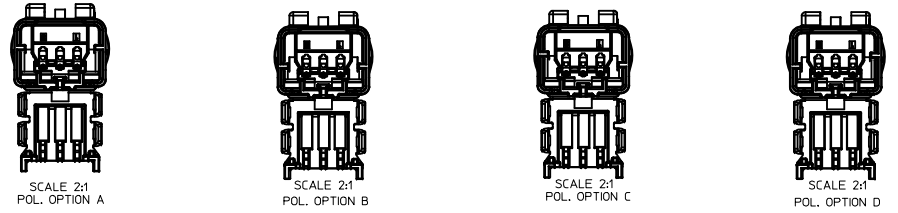


3 WAY MALE CONNECTOR

WITH GM CLIP SLOT

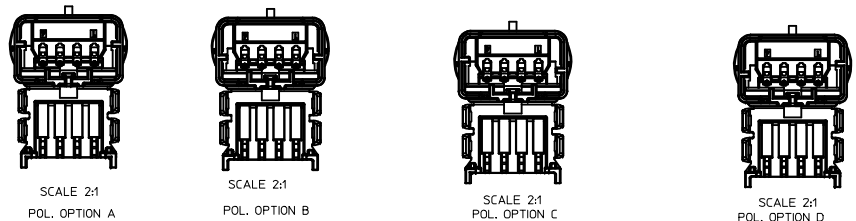


WITH FORD CLIP SLOT

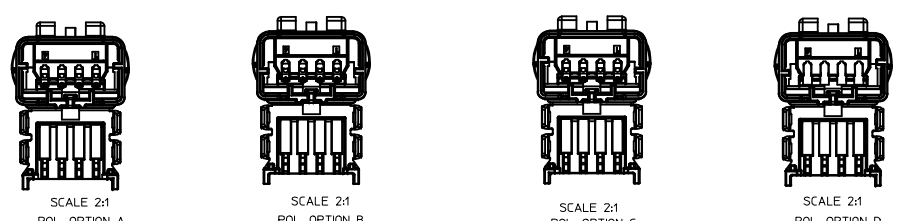


4 WAY MALE CONNECTOR

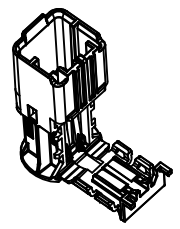
WITH GM CLIP SLOT



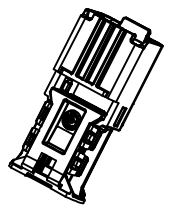
WITH FORD CLIP SLOT



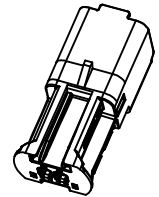
HINGE OPEN
2 CIRCUIT MALE CONNECTOR SHOWN
(AS SHIPPED)



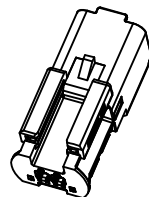
HINGE CLOSED
2 CIRCUIT MALE CONNECTOR SHOWN
(AS ASSEMBLED)



WITH GM CLIP
2 CIRCUIT MALE CONNECTOR SHOWN
(AS ASSEMBLED)



WITH FORD CLIP
2 CIRCUIT MALE CONNECTOR SHOWN
(AS ASSEMBLED)



INITIAL RELEASE IEC NO. GCA2013-0054 CHYK: APPR:PRERG 2012/10/31 DESCRIPTION	QUALITY SYMBOLS	GENERAL TOLERANCES (UNLESS SPECIFIED)	DIMENSION STYLE	SCALE	DESIGN UNITS	THIRD ANGLE PROJECTION	
	▽=0	4 PLACES ± 0.13	MM ONLY	2:1	METRIC	☉	
	▽=0	3 PLACES ± 0.25	INCH				
	▽=0	1 PLACE ± 0.25					
		ANGULAR ± 3°					
		DRAFT WHERE APPLICABLE MUST REMAIN WITHIN DIMENSIONS					
			DRAWN BY	DATE	TITLE		
			XBTANG	2011/01/07	MX150 ONE ROW UNSEAL MALE CONNECTOR		
			CHECKED BY	DATE			
			JLOHMAN	2011/01/11			
			APPROVED BY	DATE			
			SMARCEAU	2011/06/27			
			MATERIAL NO.	DOCUMENT NO.	MOLEX INCORPORATED		
			SEE TABLE		SD-34797-001		
			THIS DRAWING CONTAINS INFORMATION THAT IS PROPRIETARY TO MOLEX INCORPORATED AND SHOULD NOT BE USED WITHOUT WRITTEN PERMISSION			SHEET NO. 2 OF 3	

