

THIS DRAWING IS UNPUBLISHED. RELEASED FOR PUBLICATION. BY TYCO ELECTRONICS CORPORATION. ALL RIGHTS RESERVED.

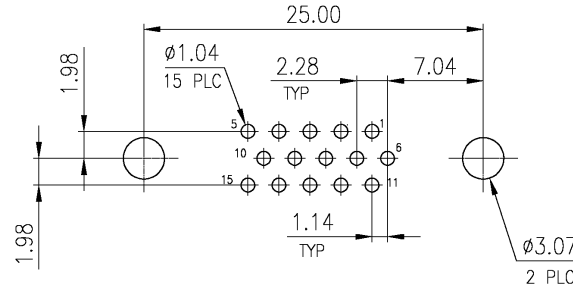
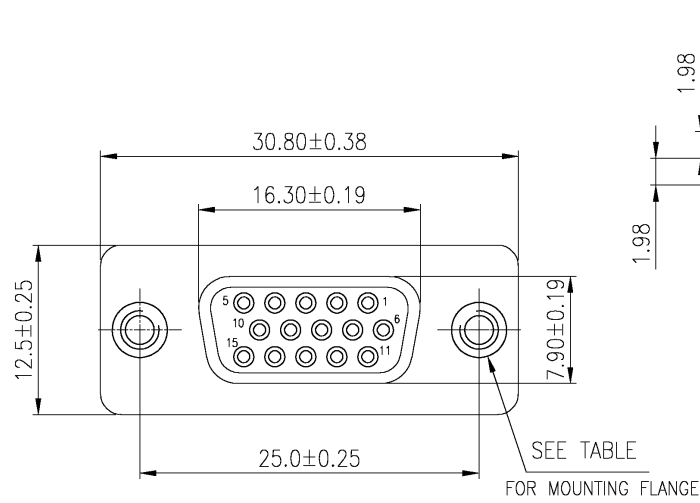
LOC		DST		REVISIONS			
GP	00	P	LTR	DESCRIPTION	DATE	DWN	APVD
		K		REVISED PER EC OS13-0147-03	24SEP03	JG	CC

MATERIAL:

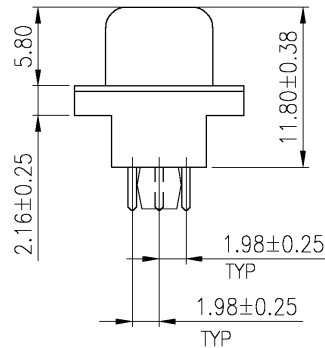
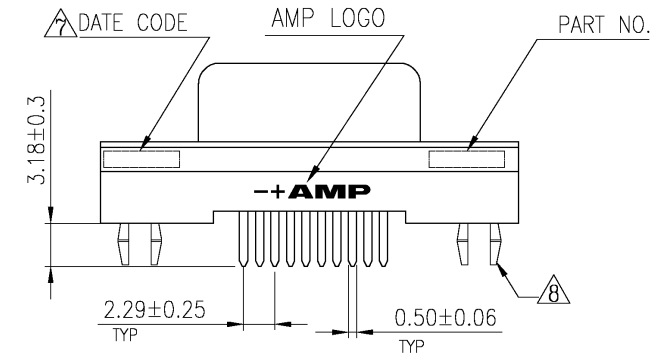
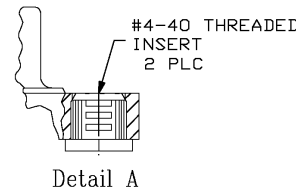
- Housing: PBT, 30% G.F polyester, Black. (UL 94V-0 Rated)
- Contact: Phos. Bronze.
- Contact Plated: Gold plated over 50u" Nickel underplated.
- Solder Tail: Tin/Lead plated 120u" over 50u" Nickel underplated.
- Shell: Steel, Nickel plated.
- Rivet: Brass, Nickel plated 30u" Min.
- Four digit date code in this format.

Year: 01 45 Manufacturing Week

- Retention Pegs, 2 places as shown.
- Solder Tail: Tin/ plated 120u" over 50u" Nickel underplated.
- Maximum shaft length of screwlock to allow the screwlock head to sit flat on D-sub is 4.70. Recommended Tyco screwlock is 747877-3.



RECOMMENDED PCB LAYOUT



749374-3 SHOWN

	Tray	Detail A	⑨ 30 μ"	⑧ 6-749374-7
OBSOLETE	Tray	Detail A	④ Gold flash	⑩ ⑧ 1-749374-0
OBSOLETE	Tray	Detail A	④ 15 μ"	⑩ ⑧ 749374-9
OBSOLETE	Tray	Detail A	④ Gold flash	749374-8
OBSOLETE	Tray	Detail A	④ 15 μ"	749374-7
	Tray	Detail A	④ 30 μ"	⑩ ⑧ 749374-3
	Tray	Detail A	④ 30 μ"	749374-1
Packaging	Mounting Flange Config	Contact Finish	AMP Part No	

THIS DRAWING IS A CONTROLLED DOCUMENT.		DRW: J. BURWELL 22APR02	Tyco Electronics Corporation	
DIMENSIONS: MM		CHK: C. CASH 22APR02	City, State, Zip	
TOLERANCES UNLESS OTHERWISE SPECIFIED:		APVD: -	AMPLIMITE HD-22	
0 PLC ± -		NAME: -	15 POS RECEPTACLE, VERTICAL	
1 PLC ± 0.30		PRODUCT SPEC: -	-	
2 PLC ± 0.20		APPLICATION SPEC: -	-	
3 PLC ± 0.10		SIZE: A2	DATE CODE: 00779	DRAWING NO: 749374
4 PLC ± -		WEIGHT: -	RESTRICTED TO: -	
ANGLES ± 7		FINISH: -	CUSTOMER DRAWING	
MATERIAL: -		SCALE: 1:1	SHEET: 1 of 1	REV: K